

THE GOLDEN GOURD

THE NEWSLETTER OF THE CALIFORNIA CHAPTER OF THE AMERICAN GOURD SOCIETY

VOLUME 3, ISSUE 3

FALL 2001

Gourd Goddess Denise Meyers

By Leigh Adams

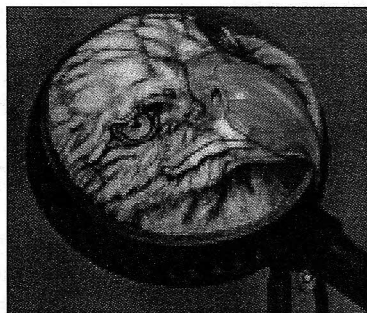

Ed. note: Interviewing Denise Meyers has been a unique challenge. The power of her work speaks for itself. The graphic qualities of her pieces are unparalleled. Instead of attempting to describe the exquisite Southwestern design integrated with wildlife images, the following question and answer session is intended to illuminate the processes Denise uses to achieve her peerless work.

I understand that you spend a lot of time choosing your own gourds. Any favorite growers, gourds or shapes? I use the Welburn Gourd Farm exclusively for several reasons, not the least among them the fact that the farm is close enough to my home that I can spend several hours at the very beginning of the season going through the best of the new crop. Since some of my pieces can sell for as much as \$10,000, I need the best gourds money can buy, and the Welburns grow the largest and thickest gourds I have ever worked with. That gives me limitless options where my work is concerned, and since I am always experimenting with tools and equipment, that flexibility encourages constant growth and expansion in the work that I do.

What do you look for? I look for a variety of things, among them shape, size and thickness. I am known for creating certain types of images on specific kinds of gourds (primarily canteen gourds ranging in size from six to thirty inches in diameter), so it's important that those gourds are in abundant supply, that they are as perfectly shaped as possible, that they are thick enough, or hard enough, to be used for everything from gemstone inlay to woodburning, to carving in dimension.

Your combination of Southwestern art and African mammals is highly effective. What brought you to this combination? When I first started working with gourds, I ran across an example of a rare form of Casas Grande pottery in a book on coyotes. I was so impressed by the possibilities, that I carved my first wildlife piece with nothing more than a Walnut Hollow woodburning tool, some sandpaper, and some shoe polish. I liked the effect so much, that when I graduated to the Detail Master woodburning tool, the wildlife images seemed perfect for gourds. By that time, I'd taught myself to paint, so the combination of wildlife and Native American images seemed a perfect compliment to one another.

I decided to expand from North American wildlife to African



wildlife when I developed an interest in sociobiology and the theory that all creatures on earth have shared cell structures and, in some cases, shared DNA (humans and chimps are separated by just two percent of DNA molecules) The idea to combine African wildlife with Native American

images became my way of paying homage to the idea that everything in life is connected, from a butterfly to a whale, from a single strand of grass to the tallest redwood in the forest.

Can you talk a little about the ways a piece comes together for you? With the exception of some of the small pieces I do as part of my standard inventory, most of my pieces reveal themselves to me (usually when I least expect it!), and then I work to facilitate an image that I believe already exists in the gourd. For example, when I was at the Welburn Gourd Farm a few years ago, Doug took me out into the fields to look for canteen gourds, and as we pulled up to a pile of gourds at the end of a dirt road, I saw a gigantic gourd laying on the ground. I saw the finished piece as clearly as if it

In This Issue...

President's Message	2
Chavez-Thomas Shares Heritage...	3
Regional Roundup.....	4
Festival Perspectives	6
Asilomar 2002 Gourd College...8	
Asilomar Registration Form	10
Can't Eat One	11
Hordes of Gourds.....	12
Directors Election Ballot	13
Calendar of Classes.....	14

continued on page 13

President's Message

Carol Rookstool

Thank you to all the wonderful officers, volunteers and gourd friends who have made the creation of CGS so exciting. It all started in 1996 when 70 year old Edna Heer expressed her desire to have a state chapter of the American Gourd Society. She had been growing gourds for several years in Paso Robles. Her gourd-growing friend Doug Welburn and botanist Tony Baal gathered names of potential members in a tiny spiral bound notebook and passed them on to me. Ginger Summit had created the Calabash Club in Los Altos and she encouraged us to apply for a state chapter of AGS. Gentle and creative teacher Lois Rainwater, shared her time, her mailing list and her support to the effort. One month later (August 1996) we had the 25 members required for an AGS chapter and the California Gourd Society was up and running. Now over 900 members strong we have a website (www.calgourd.com) a wonderful quarterly newsletter, a non-profit status, and a network of members from Shasta to San Diego. I am humbled by the friendships, generosity, talent and the love of gourds that so many people have shared to make CGS possible.

I commend the new slate of officers listed in this issue of the Golden Gourd to you. One half of the officers are elected each year and we are so lucky to have new leaders ready to take us in new directions. As I retire as President, I will shift my energy to spending more time with the regional coordinators of the "gourd patches." This job (VP of Programs) has been headed by Ardith Willner (with the recent help of Toni Best) for four exciting years and we owe her a huge THANK YOU for nurturing the local groups. Rita Tomlinson is retiring as treasurer and hopes that she will have time to work on gourds again! Thanks Rita, you have done a great job!

The future is exciting for CGS. As I write this, we are looking forward to Gourd Fair LA, a jointly sponsored event with the Arboretum of Los Angeles County, co-sponsored by Von's markets' floral division and the enrichment team from the Los Angeles Zoo. We have already started planning for the second Gourd Fair LA on September 20 - 21, 2002. The Asilomar Gourd College is planned for April and the 4th annual gourd art competition will be held in June 2002. As we gain experience as a working team, the CGS board is beginning to explore the possibility of a northern California gourd-event in the bay area sometime in 2003. All we need is a few fun-loving volunteers and anything is possible!!!

Newsletter Material Deadlines

Winter Issue - November 30, 2001 Spring Issue - March 1, 2002
Summer - May 24, 2002 Fall - August 30, 2002

Leigh Adams Editor
Su Wickersham Graphic Artist - Publisher
Ardith Willner Regional Roundup & Advertising Editor
Toni Best Regional Roundup Co-chair
Sherry Woods Class Coordinator Editor

The Editors reserve the right to edit any contributions for content and consistency.

CGS Board of Directors

President

Carol Rookstool . . . 213-629-5689 crookstool@aol.com

VP-Membership

Rebecca Cileo 530-357-4855 luv2ridedi@aol.com

Co Chair-Programs

Toni Best 559-627-5430 ABest59368@aol.com

Treasurer

Rita Tomlinson . . . 559-561-0804 ritat@thegrid.net

Secretary

Lynne Bunt 415-459-3088 . . . ladyg@gourdland.com

Editor

Leigh Adams 626-797-3728 . . lladams@earthlink.net

Regional Coordinators

Bakersfield

Betty Finch 661-589-3368

El Dorado County

Carol Cherry 209-296-6834

Hazel Taylor 530-626-4244

Fallbrook

Barbara McDermott 760-746-3913

Fresno - Madera

Tina Ratto 559-438-9821

Marysville/Yuba City

Jackie Berg 530-675-2577

Northern Sierra

Jackie Berg 530-675-2577

Orange County

Susan Sullivan 714-997-4482

Pasadena

Mary Jane Jones & Ed Jasaitis 323-224-8034

Sacramento River City

Anita Marshall 916-983-4645

San Bernardino County

Kathy Riker 909-797-4591

San Diego

Peggy Blessing 858-292-9219

San Fernando Valley

Jeanette Fishman (temporary) 818-346-3474

Santa Cruz

Lynn Barker 831-461-1630

Santa Monica

Lillian Hopkins 310-396-3266

Shasta - Tehama Counties

Rebecca Cileo 530-357-4855

Sonoma - Santa Rosa

Thena Trygstad 707-938-8808

So. SF Bay Area

Carol Morrison 650-493-2998

Tahoe - Truckee - Reno

Gabrielle Bryant 530-581-3772

Tulare County

Toni Best 559-627-5430

Vallejo - Carquinez

Kemper Stone 707-577-0462

Ventura County

Pearl Reece & Fern Wesley 805-482-3255

Lisa Chavez-Thomas Shares Her Heritage

By Leigh Adams

Lisa Chavez-Thomas creates gourd art pieces with rich color and design evocative of the American Southwest. Burnished and glowing with gemstone coloration contrasted by skilled woodburning in bold geometrics, Lisa's gourds will speak of wild horses, blooming cacti and unsung secrets of the desert. Her responses to the interviewers questions follow:



How did you get started working with gourds?

Originally, I worked as an architectural designer and mixed media painter/woodworker, but I am always willing to try new things. My mother brought me some gourds and asked me to create something with them. I had those gourds for nearly two years before I really took a look at them, because they just didn't do much for me. Well, one special day I made a connection with those gourds and it has not been broken yet.

Who was your first or favorite teacher? Although I am a self-taught artist, I believe that my father was my best teacher. At the age of five, my father, an architect would take me to his workplace and made me draw houses like everyone else was doing in the office. I really believe that those early days were what led me into the design world.

How do you approach your subject matter, do you plan a design and execute it? seek a design in the gourd? pursue dreams? replicate historical work? When starting a new piece, I will rarely have a plan or preconceived design from which I work. I believe that my art is a combination of my artistic creativity and something that is inherent to the essence of the gourd. I like to hold the gourd in my hands and attempt to make some kind of a connection with it. It doesn't always work. Right now, I am working on piece and have seemed to have lost the connection. To say the least, the gourd is not coming along too well. I will be putting the gourd on the back burner for a short while and then come back to it. Hopefully, I will pick up the connection again!!

What media do you use on your gourds? The colors are rich and suggestive, what experimentation process did you go through to get to this point? My gourdwork, although contemporary, is inspired by my Native American heritage and spirituality. I am a member of the Isleta Pueblo, which is an Indian reservation just south of Albuquerque, New Mexico and



throughout my life I have been surrounded by the traditional arts and crafts of my people. Gourds or as we call them in our Tiwa language, "goo-roo", have been used by the Isleta people and other cultures for centuries. Traditionally, our gourds were just cleaned, used for utilitarian purposes, but not decorated. I had seen other artists using gourds as a canvas and thought that maybe I could use my memories of our traditional pottery and blankets to create contemporary pieces inspired by traditional design work. I use modern tools to create my traditionally inspired works. Pyrography and

etching bring the design out from the gourd and paint and leather dyes are used to enhance the detailed linework. I will often use assorted beads and shells and wood headresses to embellish my pieces.

Where do you see yourself going with your work? Currently, I sell 90% of my work to

galleries that sell authentic Native American art. I really enjoy showing in galleries, but I really dislike selling my work at 50% of the retail price. My goal is to open my own gallery which will promote quality art of up and coming Native American artists from all over North America, as well as a place to show my own pieces.

What haven't you tried that intrigues you? I am currently working on joining silver and copper pieces to my gourdwork. None have come out too well as of yet, but with trial and error I may find some good ideas.

Where do you get your gourds? Have you ever grown your own? I attempt to grow my own gourds, but always fail miserably at getting a decent crop and I really don't have the space on my acre and a half to grow what I need. Garden space is at a minimum at my place, because the horses, chickens, pheasants, rabbits, cats and dogs seem to have taken over much of the property!! I purchase most of my gourds from a local grower here in Palmdale, The Tree Mover Tree and Gourd Farm or from The Welburn Gourd Farm in Fallbrook.

Where do you show or sell your work? Most of my work is sold to galleries specializing in authentic American Indian Art in the U.S. or from my website www.chavez-thomas.com.

Take the time to log on to the website and view some lovely gourds done by Lisa. For those of you without computer access at home, try your local library!

CGS Members Gallery Online

Any member interested in featuring pictures of their best gourd pieces to the CGS web site should send pictures to Lisa Toth, eteam member in charge of the photo gallery to farfield@earthlink.net or mail with SASE for return to Lisa Toth 10571 Sunflower St. Ventura, CA 93004.

Updates to your gourd patch page on the calgourd website need to be sent to Peggy Blessing at giza@sprynet.com.

GOURD ARTISTS WANTED!

Juried Art Show:

6th Annual Gourd Fine Art Show

June 15 - 23, 2002

The Art & Cultural Center

Attn: Lynnette Wilson, Show Director
103 S. Main St., Fallbrook, CA 92028 • (760) 728-1414 • Fax (760) 723-7618
Website: www.fallbrookart.com/acc



REGIONAL ROUNDUP

El Dorado County – Is your attendance affected during the summer months? We would like to hear from fellow gourd patches, as we are looking for ways to solve what is a problem for us.

By publication date, El Dorado County will have had its 4th Annual Harvest Festival in Placerville. We do our very best to educate festival attendees in everything relating to gourds. In addition, it has been a great opportunity to exhibit and sell our gourd art. We support our participation with a raffle for gourd art donated by our wonderful membership.

At a recent meeting, Kay Mackelburg gave a wonderful demonstration of knotless weaving. I know there will be many gourds involving her technique under the Christmas tree this year.

Currently we meet every other month on the first Thursday from 10 am - 12 noon in Placerville. Please contact Carol Cherry, (209) 296-6834 or Hazel Taylor, (530) 626-4244 for more information.

Fresno - Madera – The Fresno/Madera Gourd patch has been busy as little bees. Our July meeting was held at Langdon Art Studio, where we painted Beezly the Bumble Bee, using acrylics. We were privileged to host Carol Rookstool and Noi Thomas for our June meeting. Carol taught us the basics of pineneedle basket making. In September we are looking forward to attending Zittel Farms in Folsom for the festival. Our October and November meetings will be held at Langdon Art Studio for holiday projects. Call (559) 438-9821 for more info.

Northern Sierra – The California Gourd Society proudly announces the formation of a new Gourd Patch in your area. Jackie Berg will be hosting a gourd meeting on Sunday, September 23rd at 1 pm and will welcome all people interested in learning about different aspects of gourds. The group will meet at The Berg's "Little Red House" and we will decide at the first meeting how often the meetings will take place and set a standing date for future meetings. Please come and join us! For more information, please call Jackie Berg at (530) 675-2577.

Orange County – The "blossoming" Orange County Gourd patch group met August 23 to discuss plans for the Arboretum event and share ideas for solving many of our "Problem Gourd" challenges. Both topics proved lively and interesting. Cookie Hanson, from the Pasadena Patch paid us a surprise visit and gave us the latest scoop on the Arboretum plans. Wow! is that gonna be a doozy of an event!! We definitely decided to have a Patch booth. Drop by and say "Hello" if you are lucky enough to attend. Our next 4th Thursday meeting will be September 27th (location & details will be announced to members via email.) New members and guests can contact Donna Ault, (949) 363-1345, email at donnaault@aol.com or Susan Sullivan (714) 997-4482, email at susansphn@aol.com or check our Patch website at <http://hometown.aol.com/susansphn/myhomepage/profile.html> for location and directions. Everyone is encouraged to bring a "gourd" nametag to wear and share your creative secrets and techniques for making it.

Pasadena – The Pasadena Gourd Patch enjoys monthly meetings on the 3rd Wednesday of each month at the Margo Farrin Studio (old Pasadena Bead Co.) located at 146 W. Bellevue, Pasadena. The first meeting of the fall (September 19th) will be an open workshop using gourd and wire wrapped figures. Participants should bring a couple of yards of bright print cotton so tear into strips, miscellaneous fibers for hair and small gourds to use as heads. Bring a work basket of found objects to share.

The October and November meetings are still in the planning stages. Call Regional Coordinator, Mary Jane Jones at (323) 224-8034 for late breaking news. The December meeting (December 19) will be the annual ornament exchange – always a wonderful and exciting evening.

The Pasadena patch has been busy all summer planning for "Gourd Fair L A" to be held at the Arboretum of Los Angeles County on September 8th and 9th. As the "host" regional gourd patch, many of us have become great friends as we learned how to put on a gigantic event. We are already planning for three days in 2002. Save the dates - September 20 - 22, 2002.

We have taped another television show with hostess Sally Shishmanian of Adelphia Cable Company. "Starring" CGS members

Sally Rosenberg, Larry McClellan, Leigh Adams and Candy Krueger, this tape is now available for release on additional cable channels. It is also available in the CGS library and is available to other gourd patches.

Mary Jane Jones and Ed Jasaitis, Regional Coordinators (323) 224-8034 or ejasaitis@earthlink.net.

Sacramento River City – The Sacramento River City Gourders had a fun and productive meeting in August, sharing tips and techniques for gourd crafting using Anita's big box of costume jewelry. We created many beautiful gourds.

We look forward to Zittel's Gourd Festival where we will be working in The California Gourd Society booth, selling our gourd creations and sharing our love of gourds. Drop by and say "Hi". For more information in volunteering to host the CGS booth, please contact Su Wickersham at (530) 676-4744 or email at eleaf@jps.net.

Our next patch meeting is scheduled for Saturday, October 6, 2001 from 11 am to 2 pm at the home of Su Wickersham in Shingle Springs. We will be demonstrating "Stamping on Gourds", using embossing powders and rubber stamps. Please bring a clean gourd and your imagination. Call Su for directions, (530) 676-4744 or email, eleaf@jps.net.

San Bernardino County – The San Bernardino Gourd Patch meets on the second Monday of each month at 6:30 pm. We meet at the home of Kathy Riker in Yucaipa. Now that summer is over I hope that members that have been busy with family, vacations and friends will come back to the meetings we missed you. We have a fun quarter coming up. As a group we share techniques in artwork and growing gourds. We share our artwork at each meeting so bring a piece or two to tell us what you do. Congratulations are due Darlene Propp her mask she made out of our Mystery Mask Meeting she entered it in the San Bernardino County Recycled Art Show and she won 1st place and received a \$300.00 prize. Her mask will travel around the county in the Recycled Art Exhibit. Darlene Propp also won two ribbons at the CGS Gourd Competition at the Welburn Gourd Festival. She entered in the novice division and won 1st place for her purse and 2nd place for weaving with natural materials. Kathy Riker also won in advanced division she won 1st place on her purse. Congratulations San Bernardino Gourd Patch we have had over 23 ribbons awarded to its members over the last 3 years. Keep it up! We are going to do some fun things in the meeting coming up. Our calendar is as follows:

October 8th Meeting 6:30 pm - How Much Stuff can you get on a Gourd? Kind of crazy but sounds fun. Never know what will be brought back to the meeting.

October 26th & 27th & 28th - Marla Helton will be visiting from Greencastle, Indiana and teaching 4 classes. Don't miss this opportunity to sit down with Marla and learn her techniques on how she incorporates gourds and weaving. Call 909-797-5217 for more info.

November 12th Meeting 6:30 pm - Bring a piece of your work in progress to share.

December 10th Meeting 6:30 pm - Our annual Christmas Party. We will have a necklace exchange cookies and punch. We will plan out our meetings and projects for the first quarter for 2002.

We like to keep our meeting fun and informative. Some of the new ideas we have for next year are: Making a doll, making yucca rope, stamping, incorporating neon on a gourd. And our Mystery bags and same stuff bags are always fun.

Come and join the San Bernardino Gourd Patch. For more information on meeting or directions call Kathy Riker at (909) 797-5217 or (909) 797-4591 or e-mail her at monkmonk@cybertime.net.

San Diego – The San Diego Gourd Patch is a part of the Misti Washington Gourd and Basket Guild, which meets the first Sunday of each month at Quail Botanical Gardens in Encinitas, 12:00 noon to 3:30 pm. There's always a great mix of enthusiastic gourd and basket makers present and attendees come away inspired and energized. We exchange ideas, help each other solve design or technique problems and have a great time getting to know others who share a passion for gourds and basketry. During even numbered months, we begin with a potluck lunch and door prize drawings followed by a business meeting. We encourage attendees to bring something to work on and/or a show-and-

tell item. During the odd numbered months, the meeting is informal and attendees bring a sack lunch. Either we'll have a mini-workshop at a minimal charge or a demonstration, or we bring something to work on, a show-and-tell item and/or a problem piece to discuss.

The July mini-workshop on designing and making a gourd purse was a great success. Intrigued by the announcements in local papers, we gained several new members from this event. Fellow member Barbara McDermott did a great job showing us all options for making hinges and fasteners and decorating animal fur patterns on the gourds.

In September, a panel of eight fellow members spoke to the group about photographing gourd and basket art. Covering the spectrum of professional to amateur photography, they gave insightful suggestions and comments to help everyone improve their techniques to document their work.

In November we will hold a members' holiday market place for the first time. All types of hand-made items, not just baskets or gourds, will be for sale (or barter) at this event.

In December, we'll hold our annual mini basket or gourd exchange. This is one of the year's most popular events and it always lots of fun. The MWGBG Web site is baskets-gourds.com and patch leader is Peggy Blessing (858) 292-9219 or giza@sprynet.com.

New patch in the San Fernando Valley – The San Fernando Valley Gourd Patch had it's organizing meeting at the home of Jeannette Fischman on August 22. Many of the participants shared current projects, Carol Rookstool shared information about CGS activities throughout the state, and the conversation was great! Thanks, Jeanette for the delightful food! There is an interest in getting together in the west San Fernando Valley but we are still looking for someone to help us schedule and organize an occasional work day, demonstration or class. We are interested in learning how to use all kinds of tools, carving, millifiori, making masks, baskets and working on a variety of gourd projects. Jeannette Fischman is willing to be a contact person and is willing to be a co-coordinator – but we are looking for an "organizer" to help lead us. Please contact Jeannette at (818) 346-3474 if you are interested.

Santa Cruz – Our patch has been busy these past few months. During our last two meetings we learned how to make spirit dolls from Janice Kobe and weaving from Toni Best. Thank you both. Your talents are incredible.

Our next patch get-together will be a working meeting at Ardith Willner's home at 11 am on Sunday, October 14, 2001. Please bring a bag lunch and one of your works in progress. We will work, visit and share techniques.

Saturday, December 8, 2001, please plan on getting together for our Christmas Ornament exchange and pot luck. The fun will begin at 12 noon at Ardith's home. If you need directions to Ardith's, please call Lynn Barker, at (831) 461-1630.

Shasta/Tehama Counties – The "Gouridian Angels" are rolling right along with learning new techniques from each other. We have held some of our summer meetings in the cooler air of Shingletown and are looking forward to the refreshing breezes of autumn.

Beginning in September, our meetings will be held on the second SATURDAY of each month. All members are welcome to join us anytime. For information on attending one of our patch meetings, please call Rebecca Cileo at (530) 357-4855.

Sonoma - Santa Rosa – Since the last newsletter we have had a field trip to Greg Leiser's Gourd Farm in May, a wonderful Pine Needle Embellishment Workshop by Toni Best in June, and a very enlightening workshop on "Lighting for Successful Gourd Photographs" at Jeanette Rehahn's in August.

In June, our local paper featured seven of our patch members in an article about artists in the Sonoma Valley. In addition, the same seven gourd artists were featured in "Collage--Sonoma Valley Arts News and Happenings." As a result we have been asked to show our gourds at a local Nursery's Sculpture Garden and at the monthly events put on by two local wineries. The exposure at the wineries has been both profitable and fun. It's always a kick to answer the question: "Those are made out of WHAT?" So we have had the opportunity to spread the "Gourd" word, give away gourd seeds, and we are accumulating quite a list of people who are coming to our Beginner Gourd Workshops.

In September many of our members will attend the Zittel Farm Gourd Festival and in October we have a Spirit Doll Workshop by Janis Kobe scheduled on Saturday, the 27th from 10:00 am to 4:00 pm. If you would like information about attending please call Thena at (707) 938-8808, or email: thena@vom.com.

Tahoe - Truckee - Reno – The Tahoe Truckee Gourd Patch is getting ready for it's fourth meeting and settling in to a regular schedule. At our July meeting we committed to working in the California Gourd Society booth at Zittel's Festival in late September. We are coordinating with Su Wickersham and busy working to get gourds ready for this event. There is an interest in a class on 'developing creativity' and challenge projects resulting from exploring new ideas and mediums that could relate to gourds. Our sharing of current gourd creations and problem solving has been very motivating and inspirational. We have some talented people in the group as well as enthusiastic beginners. We are actively seeking members and are adding more gourdist with each meeting. At our August 28 meeting we will experimenting with dyeing pine needles and will have an informal class on coiling on gourds. Contact Gabrielle Bryant if you are interested in joining us, (530) 581-3772.

Tulare County – The Tulare County Gourd Patch will be participating in the Gourd Fair at the L.A. Arboretum on September 8 and 9. We are looking forward to a GREAT weekend.

Our Patch members have been busy: Noi Thomas won Best of Show at the Porterville Art Guild Show in April. This was a first for a piece of gourd art amidst sculpture, painting and other media. Great work, Noi! Eleanor (Sam) McKinney and Virginia (Virgie) Beaudrey have been participating in many shows in Arizona. They will take part in the Green Valley Show in October and the Harvest Festival in Tucson in November.

Sue Winters-Brown, Barbara Brown, Sue Erb and Toni Best will be showing their weaving on gourds at the "Harvest of Handwovens" presented by Handweavers of the Valley on October 20 in Exeter, California. They are the "basket contingent" of the weaving guild. Carol Rookstool, Diana Rookstool, Noi Thomas, Sue Erb, and Toni Best have their gourd booth at the Soroptomist's juried craft show, "The Top of the Line", November 2-4 in Visalia, California.

Boulder Creek gourd artist, Kris Mangliers will be teaching a gourd mask class November 10 or November 11 at Carol Rookstool's studio in Three Rivers. Kris is inspired by her environment and works everyday on what she loves doing, creating gourd masks. Call Barbara Brown (559) 592-5174 or Renee Rasmussen (559) 221-4187 to reserve your place.

Our Second Annual Gourd Christmas Ornament Exchange will be Friday, December 7 at Toni Best's house in Visalia. You are all welcome to join us.

Gourds, gourds gourds: Russell Bray is having a summer sale \$20.00 for a 33 gallon trash bag. Call Russell at (559) 562-3218.

Suzanne Garibay is liquidating the remainder of last year's crop - to be sold "en masse". Contact Suzanne at (559) 781-5138 for a great deal!

Hope to see all of you fellow gourds soon. For more information please contact Toni Best at (559) 627-5430.

Ventura County – The Channel Islands Patch is now meeting in Camarillo. We have been very active the past several months. The Group currently has their gourd art on display at the Grant R. Brimhall Library in Thousand Oak, CA. The display will run through the month of August.

The Patch entered a Booth (for the first time) in the Agriculture Building at the Ventura County Fair. Our booth won Third Prize with a monetary reward of \$350.00. Congratulations to our Events Coordinator, Tony Graves, for a job well done.


Congratulations are also in order for Elsie Cogswell and Suz Rawn who cleaned-up in the Arts and Craft Building. Together they won 10, First Place blue ribbons; 7, Second Place Red Ribbons; and 3, Third Place, White Ribbons. One of Suz's entries was nominated for Best of Show, and the Ladies tied for the Third Place Sweepstakes Award. "Way to Go Ladies."

We are looking forward to participating in the September Gourd Fair LA. and the Tree Mover Gourd Farm Festival in October. Best Wishes from Ventura/Santa Barbara Counties.


Notice to all Regional Coordinators: Please send your regional news to Toni Best by the published article deadline date (see page 2), Toni Best, 1815 E. Buena Vista Avenue, Visalia, CA 93292, ABest59368@aol.com.

Gourd College Description of Classes

Note: Material fees are paid directly to the teacher at the class.

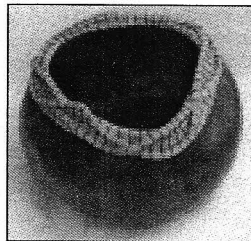


Leigh Adams - Fused Glass Inlay - Saturday A.M. Class #104 - Create a basket that can stand-alone or hang on the wall. The basket will feature fused glass inclusions, dye, and woodburning and may be embellished with coiled inflorescences around the rim. **Materials Fee: \$10. Bring:** Cleaning tools, chisels or dremel, wood burner.




Emily Dillard - Gourd Shadowbox Saturday A.M. Class #110 - Emily was the 2000 "Best of Show" winner at the CGS competition. Don't miss this opportunity to learn the application of dried flowers, papers and mini gourds while you create a shadowbox. Emily is coming from Indiana to be with us. **Materials fee: \$8. Bring:** scissors.

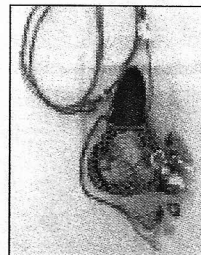
Toni Best - Pine Needle Undulations Saturday A.M. Class #106 - Learn to coil pine needles and couch in waves. Your final creation will have movement & rhythm. **Materials Fee: \$10. Bring:** Sharp scissors, needle nose pliers and an awl.



Lynne Everett - Kick It Up With Kelp Saturday A.M. Class #105 - Students bring a cleaned, opened gourd of any size and we will design a vessel that you can experiment embellishing with many varieties of kelp (including Baja, Mexico, Southern & Northern California). Various stitching techniques including knotless netting will be included. **Materials fee: \$10. Bring:** A gourd of any size ready to be dyed.




Toni Best - Sample Stitch Basket Saturday P.M. Class #206 - Using raffia you will learn a variety of stitches with this pine needle coiling project. **Materials Fee: \$10. Bring:** Sharp scissors, needle nose pliers and an awl.

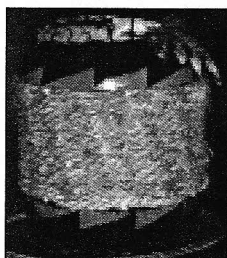



Lynne Everett - Beachcomber Necklace Saturday P.M. Class #205 - Learn the ancient technique of knotless netting and use it to encase shells, seaweed, driftwood or other gathered treasures, in a mini-gourd nest. Carry your treasures away with you in a piece of wearable gourd art.

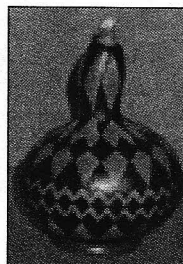
Carol Cherry - Let Your Hair Hang Down - Saturday P.M. Class #212 - Utilizing real hair, learn how to incorporate it in a design depicting a person on a bowl or a wearable pin. Previous hair styling experience not required.



Betty Finch - Gourd Baby Necklace Saturday A.M. Class #107 - Create a keepsake necklace using interesting crafting tools and materials. The unique character you create to peek out of your gourd will be a real treat. **Materials fee: \$8. Bring:** Awl, small paintbrush, scissors.



Rebecca Cileo - Extend Your Gourd Sunday A.M. Class #303 - Change the size and shape of your gourd with extensions. Learn the process of extending gourds with dowels & twined fiber. **Materials Fee: \$8. Bring:** wood burner - optional.

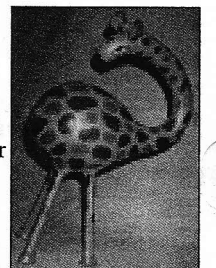



Joe Lee Wood - Burned Mini Gourd Necklace - Saturday A.M. Class #103 - Saturday P.M. Class #203 - Joe is coming from Indiana to teach this great class for miniature and woodburning enthusiasts alike. You will use your wood burner and geometric patterns to create a beautiful necklace. **Materials fee: \$10. Bring:** Detail Master wood burner with a 10A pen.

Judy Cunningham - Enameling & Gourds - Saturday A.M. Class #108 - Saturday P.M. Class #208 - Students will learn how to apply a variety of embossing powders with a specialized heating tool that creates exciting textural effects. **Materials Fee: \$5.**




Larry McClelland - Creating Critters Saturday P.M. Class #211 - Sunday A.M. Class #305 - Learn to select gourd shapes for critters. Then create a whimsical bird, snail or creature from your imagination. A variety of painting techniques will be used. **Materials Fee: \$10. Bring:** Favorite paintbrushes.





Kay Miyamoto - Mill - Mini Gourd Mask
Sunday A.M. Class #306 - Students will woodburn a mask design on a mini gourd half and then dye and embellish with feather and beads. **Materials Fee: \$5. Bring:** wood burner, awl, small paintbrushes, and favorite embellishments.

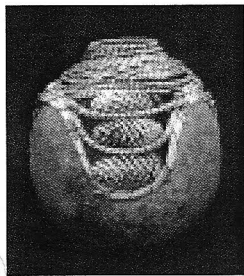



Stefan Schneider - Fabulous Color - **Saturday A.M. Class #101 - Saturday P.M. Class #201** - Back by popular demand the "Great Entertainer" will again teach color and finish techniques that will amaze you. This class sells out early so don't delay. **Materials fee: \$10. Bring:** Gourd cleaning and cutting tools.

Lonna Nielsen - Raku Crackle Finish
Saturday P.M. Class #213 - Sunday A.M. Class #307 - This unique finish was seen by all attending last years conference when Lonna was generous to donate an awesome piece to the auction. In Lonna's class you will learn to apply a crackle glaze over a stenciled and painted gourd surface. **Materials Fee: \$10. Bring:** A hairdryer and any small stencil you may want to apply.



Jane Spellman - Sweet Alice's Bad Hair Day - **Saturday A.M. Class #102 - Saturday P.M. Class #202** - Create an animated gourd head with the attachment of metal cut outs, wire, brass, dowels, wire and glass eyes. **Materials fee: \$10. Bring:** Needle nose pliers, old scissors, small hammer, awl and wire cutters.





Mary Pryor - Pine Needles & Redwood Cones on Gourds - **Saturday A.M. Class #109 - Saturday P.M. Class #209** - Learn pine needle coiling and add natural embellishments of imbedded cones between the coils. You'll start with a prepared 5"-6" gourd and end up with a personal treasure. **Materials fee: \$8. Bring:** Scissors.




Alex Villalva - Woodburning Circle
Saturday A.M. Class #113 - Saturday P.M. Class #213 - Don't miss this opportunity of a lifetime to be with our very own "2001 Artist in Residence". Students will gather in a private room to work on their own woodburning projects while they listen to Native American wisdom and music. Alex will demonstrate the pens and techniques he uses to Woodburn. **Materials Fee: NONE. Bring:** Your craft ready gourd and your adjustable temperature woodburning tool.

Kathy Riker - Sponge Painting Rock Art
Saturday P.M. Class #210 - Learn six painting techniques while you create your own spirit gourd vessel. **Materials fee: \$10**

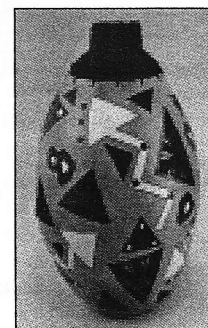


Kathy Riker - Pen, Ink & Gourds
Sunday A.M. Class #304 - Learn to apply a paper pattern and use ink pens to fill in colors. **Materials Fee: \$10.**

Jill Walker - Gourd Earrings
Saturday A.M. Class #111
 Students will use paint, woodburning, beads and thread to embellish gourd shapes. Hooks or posts will be attached to the decorated pieces to make them ready to wear. **Materials Fee: \$5. Bring:** woodburning tool, small special beads or fetishes if desired.



Diana Rookstool - Kachina Helpers - **Saturday A.M. Class #112 - Sunday A.M. Class #307** - Create a kachina maiden to use as a pencil holder or sewing kit. The design and color techniques you learn in this class can be used in a multitude of applications. **Materials Fee: \$8. Bring:** Wood burner, paintbrushes.



Don Weeke - Teneriffe Lace - **Saturday P.M. Class #204** - You will learn to warp a circular or other uniform shape with spokes that radiate from the center and weave designs. **Materials Fee: \$10. Bring:** A saw and various colors of waxed linen.

EARLYBIRD DRAWING








Register by December 1, 2001 to be included in a drawing for a gift certificate valued at over \$100.

See Registration Form on Page 10.

Bet You Can't Eat Just One!

By Leigh Adams

Steve Dixon, volunteer member of the Enrichment Team at the LA Zoo delights in observing and photographing the animals there. His favorite shots are of the enrichment activities that are routinely scheduled for the various species pictured. To capture the imagination of gourd lovers, Steve sought out and recorded these images. Reprints are available through Steve at (818) 547-4545.



Royalwood Ltd.
 517-GG Woodville Rd.
 Mansfield, Ohio 44907
 800-526-1630 Fax: 888-526-1618



Supplies for coiling & weaving on gourds.....

Irish Waxed Linen Thread Philodendron Sheaths Patterns & Books	Pine Needles Horsehair & Raffia Beads & Much more...
--	--

Complete line of basketweaving supplies

Catalog \$2.00 Waxed Linen Color Card - \$2.00

HORDES OF GOURDS

Artists Put Creations on Display at Second Annual Shingletown Festival

Ed note: To remember just how outrageous our gourdng passions can be to unfamiliar viewers, read the following report on the Shingletown Festival, a benefit for the Northern California Burn Foundation.

by Scott Mobley, Reprinted from the July 22, 2001 Record Searchlight

SHINGLETOWN – With their big bellies, long necks, bulbous noses and thick skins, gourds enjoy tremendous powers of persuasion – especially with artists.

“You think you are going to do what you want with the gourd,” said Terri Scovel, a Burney craftswoman showing her creations at Shingletown’s second annual Gourd Festival on Saturday. “But the gourd will tell you what you’re going to do.”

About 10 artists displayed baskets, treasure boxes, vases, masks, flasks, pouches, necklaces, flamingos and – yes – birdhouses, all cut or carved from the voluptuous vegetable orb. Some artists, like Scovel, used dyes, shells, pine-needle coiling, feathers and beads to ornament what were once dull, dried husks. Others coated their gourds with bright colors and shiny shellac.

The festival had drawn about 700 people by midafternoon, volunteer Mel Ackerson estimated. Proceeds went to the Northern California Burn Foundation, a Red Bluff-based organization that runs a summer camp near Viola for fire victims.

Karen Major, a Happy Valley artisan, won the festival’s gourd hat competition with a headpiece that melded a German helmet with a ski cap in a hard shell. She had burned totems commemorating British Columbia’s Indians onto the shiny surface. The hat was supposed to be a drum, Major said. But the gourd told her to put it on her head.

Like many artists at the festival, Major has been working with gourds for about two years. She enjoys transforming something ugly and covered with fungus into a work of art. “It’s very creative and it’s a lot of fun,” she said.

Sporting a gourd Viking helmet, Larry Berg of Forbestown has made a hobby of shopping for gourds at a nearby farm. He scrubs and dries the curvaceous canvas for his wife, Jackie, whose artwork was on display. Jackie had created Larry’s head gear, trimmed with rabbit fur and accessorized with bits of gourd stem for helmet bolts. Larry guesses he paws through a couple of thousand gourds a year, searching for the right thickness and weight. The gourds don’t speak to him, he said, although “the wife says they tell her what they want to become.”

Such artists are not out of their gourds, said Rebecca Celio, a Happy Valley artisan who runs The Little Shop of Gourds. Celio said she has waited up to three years to hear from gourds what they would like to be. She pointed to a vase sporting the wood-burned image of a rooster that had started life in her mind as an elephant. “I just could not get the inspiration going to do it and finally one day the gourd tells me it wants to be a rooster, and it works,” she said.

Vera K, a Grants Pass, Ore., artisan who specializes in treasure boxes and gourd fragment necklaces, was showing her work in a festival for the first time. Working on six or eight gourds at a time, she uses a wood burner to etch in designs and mixes her own leather dyes to bring out the deep colors latent in the husk’s beige complexion. Each gourd tells her when it’s done. But she’s had some misunderstandings, pointing to one that called her back for more work after she thought she was finished. Vera K never minds the extra work. “This keeps me out of the refrigerator, off the streets and out of trouble,” she said.

Denise Meyers - Fine Art Gourds 2002 Calendar

Nationally known gourd artist, Denise Meyers, is debuting her first calendar this fall. Initial publication will be limited to one thousand signed and numbered calendars featuring thirteen full color images.

\$19.95 plus \$3.90 s/h (good for up to ten calendars).

Send check or money order to:

Denise Meyers, P.O. Box 8932, Palm Springs, CA 92263,

e-mail grdgoddesscldr@aol.com, or go online at

www.janos.net/calendar

2001 GOURD SALE SCHEDULE

WINTER - Saturday, December 1st, 2001

\$20 BAG - 33 GALLON BAG

9AM - 4PM • COLUSA RANCH ONLY

For directions and information please call (916) 989-2633 or visit our web site at www.zittelgourds.com



Zittel Farms

7th Annual
West Coast Gourd Festival
Sept. 29 & 30, 2001
Classes Sept. 28
Zittel Farms in Folsom, CA

**DRIED
APPLE
GOURDS**

Apple shaped gourds, measured 6-8" diameter, set aside one year to dry. A variety of sizes, the shape can vary from round to upright shape that resembles a

Delicious type apple.

Available now for \$1.00 each (F.O.B.)

extra charge for shipping

Fax your order to (208) 234-2001

Danny's Fall Harvest Décor

Dan R. Costa, Inc.

1269 Spring Creek Dr.

Ripon, CA 95366

(209) 234-2004

dannyfalldecor@aol.com

Denise's Techniques.....

continued from page 1

had been on a lit pedestal in the middle of some posh gallery setting, even though it was covered in a thick layer of dirt. Once I'm inspired by an image, I clean the gourd inside and out, then draw the design on freehand with a pencil, a tape measure and a six inch metal ruler (to ensure that the geometric images are uniform). I use a Detail Master to carve the image, which can take several days to several weeks, depending on what the image is. I use a Dremel to carve away those parts of the gourd that will either be dimensional, or contain gemstone inlay. Once the gemstone is dried and sanded smooth, I begin the painting process, which is really the hardest part of the whole creative experience for me. I work very hard at it, and still feel as though it doesn't come as naturally to me as I would like.

Do you have a spiritual connection with the animals? I am so fascinated by the way animals move, how their bodies are constructed, how they express themselves physically and emotionally, that I don't think about the spiritual aspect as much, although I've been fortunate enough to meet some of these creatures up close and personal at private wildlife sanctuaries, and I can honestly say that the experience is never less than awe-inspiring.

How do you choose your archival information? I studied Native American imagery in great detail when I first started working with gourds, and in fact, have several reference books on the subject. But as soon as I became comfortable with the images, I abandoned my research to develop my own images and tell my own stories about the pieces I was doing. For example, I was inspired by a highly stylized Native American bear paw image I saw in a piece of Navajo pottery, but decided to use the idea of the actual paw print in combination with a specific animal I was developing in my work. I recently finished my first \$20,000 gourd, and it combines African wildlife with Native American "feather cuts", geometric designs based on

(but not copied from) Native American iconography, the paw prints of each of the five animals featured on the gourd, and gemstone inlay. The idea being that I took everything I knew about the Native American culture, and everything I knew about African wildlife, and combined them in a story about the timelessness of nature, culture and experience.

Have you spent time with Southwestern nations? Yes, and no. I haven't lived among the Hopi in Southwestern Arizona, but I have developed a great many friendships with Native Americans of almost every major tribe, from my friend, Jimmie Harrison, the Navajo silversmith who inspired my work with gemstone inlay, to Cliff Fragua, a (justifiably) celebrated Jemez stone sculptor, to a Kiowa and Commanche dance troupe and blues band that inspired me through their music and their commitment to traditional culture.

What materials do you use, and how do you achieve the texture on pieces that seem to have additional depth? I use a Detail Master woodburning set, a flexible tape measure, a six inch metal ruler, plenty of pencils, leather dyes, acrylic paints, a Dremel for carving, crushed gemstone (some of which I grind myself), epoxy, sandpaper and ultraviolet sealers. I use the woodburning tool to carve more deeply where there is bone structure or musculature, or more delicately where less detail is required. I use the Dremel to carve away portions of the gourd that will incorporate gemstone inlay, or to create dimension in thicker gourds.

Do you take your images from life studies? Yes. I photograph most of the animals I use in my work, although I have friends who give me their safari pictures, or other wildlife artists who share their photographs with me.

Do whatever it takes to see some of Denise's work. You can access her website at www.denisemeyers.com and find out which galleries and shows will be displaying her outrageously beautiful gourds.

Breaking the Barrier

by Susan Sullivan

Donna Ault Skelly and her "Ram" gourd won the Blue ribbon in Fine Arts Division at the Orange County Fair, July 13. Donna is taking a real active role with our patch and has become our local OC meeting and program coordinator. She also notifies all members of upcoming meetings - a real help!! All of Donna's gourds are freehand drawings with water color, mostly of animals, with creative carving to enhance and help feature the drawing. She puts a finish on them and puts bee's wax inside to give weight and help balance them. This is Donna's second ribbon for a gourd entry in the exclusive "Fine Arts Division" of the fair (which up until Donna's entries, sent all gourd art to the "home arts and crafts" building. Donna broke the barrier. OC Patch is very proud of her!!



CGS Board of Directors Election 2002

The following members have been nominated for two year terms.

(January 1, 2002 - December 31, 2004)

Leigh Adams - President

Carol Rookstool - Programs

Betty Bluekle - Treasurer

Doug Welburn - Director at Large

Susan Wickersham - Director at Large

Please vote today!


I vote for the slate of officers Yes No

I have the following comments/suggestions:

Name (OPTIONAL): _____

Address: _____

**Please copy and mail ballot to CGS Nominating Committee
P.O. Box 762 • Anderson, CA 96007 by December 15, 2001.**



Gourd Classes

~SEPTEMBER~

- September 15**
Woodburning & Gourd Design
Duane Teeter
 10 am - 4 pm • \$45 • Zittel Farms
- September 15**
Use Your Dremel • Kathy Riker
 9 am - 4 pm • \$45
 Yucaipa, Kathy Riker (909) 797-5217
- September 22**
Holiday Gourd Snowmen and Santas
Linda Noblett
 9 am - 3 pm • \$40
 Tree Mover Tree & Gourd Farm
- September 22**
Leaf Bowl • Mary Segreto
 9 am - 4 pm • \$59 • Welburn Gourd Farm
- September 22**
Storytelling gourd • Pam Harmon
 9 am - 4 pm • \$69 • Welburn Gourd Farm
- September 22**
Witchy Woman Holiday Gourd
Tonita Waters
 9 am - 4 pm • \$69 • Welburn Gourd Farm
- September 22**
How to Use Your Tools • Kathy Riker
 9 am - 3 pm • \$59 • Welburn Gourd Farm
- September 28**
Pre-Festival Classes for the
7th Annual West Coast Gourd Festival
Zittel Farms, Folsom
 Contact Zittel Farms for info

~OCTOBER~

- October 7**
Stamping on Gourds • M.E. Hue Graham
 \$45 • (559) 636-9270
- October 13**
Gourd Art Class
Carol Y. Cherry & Don Rideau
 9:30 am - 4 pm • \$55
 Senior Citizen Center, Placerville
 (209) 296-6834
- October 13**
Dipper Gourd Lamp • Gina Machese
 9 am - 3 pm • \$45
 Tree Mover Tree & Gourd Farm
- October 13**
Floral Designs in Gourds
Jeanne Chapman
 10 am - 2 pm • Zittel Farms
- October 13**
Gourd-geous Pumpkins • Tonita Waters
 9 am - 3 pm • \$59 • Welburn Gourd Farm
- October 13**
Gourds in Your Garland • Mary Segreto
 9 am - 3 pm • \$69 + materials fee
 Welburn Gourd Farm

- October 13**
Gourd Basketry • Don Weeke
 9 am - 4 pm • \$69 • Welburn Gourd Farm
- October 13**
Painting Santas & Snowmen
Kathy Riker
 9 am - 4 pm • \$69 • Welburn Gourd Farm
- October 13**
Beginning Gourds • Noi Thomas • \$45
 Thomas Farms • 20947-B Ave 245
 Lindsay, CA • (559) 562-9640
- October 20**
Woodburning & Gourd Design
Duane Teeter
 10 am - 4 pm • \$45 • Zittel Farms
- October 20**
Betty's Beautiful Blossoms • Betty Finch
 9 am - 3 pm • \$30
 Tree Mover Tree & Gourd Farm
- October 20**
Gourd Shekere Rattle
Orlando Hernandez
 10 am - 4 pm • \$60 • The Caning Shop
- October 20**
Pine Needle Coiling • Kathy Riker
 9 am - 4 pm • \$45
 Yucaipa, Kathy Riker (909) 797-5217
- October 26th & 27th & 28th**
 Marla Helton from Greencastle Indiana will teach her weaving techniques at the home of Kathy Riker in Yucaipa. 9 am - 4 pm. Call (909) 797-5217 or (909) 797-4591 or e-mail monkmonk@cybertime.net for your reservation. Class fee is \$65 and includes lunch.

- October 27**
Knotless Netting • Candy Krueger
 9 am - 3 pm • \$40
 Tree Mover Tree & Gourd Farm
- October 27**
Gourd Crafting • Duane Teeter
 10 am - 4 pm • \$50 • The Caning Shop

~NOVEMBER~

- November 3**
Pen and Ink on Gourds • Kathy Riker
 9 am - 3 pm • \$40
 Tree Mover Tree & Gourd Farm
- November 3**
Painting on Gourds • Sue Sweet
 10 am - 4 pm • \$60 • The Caning Shop
- November 10**
Magnificent Masks • Kris Manglers
 Sponsored by Tulare County Gourd Patch
 Rookstool Ranch • 45493 South Fork
 Three Rivers, CA 93271
 9 am - 4 pm • \$80
 For more information, contact Toni Best at
 (559) 627-5430, or abest59368@aol.com

- November 10**
Enameling on Gourds • Judy Cunningham
 9 am - 3 pm • \$40
 Tree Mover Tree & Gourd Farm
- November 10**
Pen and Ink on Gourds • Kathy Riker
 9 am - 3 pm • \$59 • Welburn Gourd Farm
- November 10**
Gourd Ornaments • Susan Ebel
 9 am - 3 pm • \$59 • Welburn Gourd Farm
- November 10**
Dream Catcher Gourd • Pam Harmon
 9 am - 3 pm • \$59 • Welburn Gourd Farm
- November 10**
Gourd Thumb Piano
Guillermo Martinez
 10 am - 4 pm • The Caning Shop
- November 10**
Pastels on Gourds • Stephanie Dobro
 10 am - 4 pm • \$85 • The Caning Shop
- November 11**
Huichol Gourd Bowl • Guillermo Martinez
 10 am - 4 pm • The Caning Shop
- November 17**
Tribal Knotting Pouch Necklace
Kathy Riker
 9 am - 4 pm • \$65
 Hosted at the home of Donna Frider in
 Escondido. (909) 797-5217
- November 17**
Gourd Fountain • Lynne Bunt
 10 am - 4 pm • \$85 • The Caning Shop
- November 18**
Drum Making • Guillermo Martinez
 9 am - 4 pm • \$80
 Thomas Farms • 20947-B Ave 245
 Lindsay, CA • (559) 562-9640

~DECEMBER~

- December 8**
Kayum Drum • Guillermo Martinez
 9 am - 4 pm • \$69 + materials fee
 Welburn Gourd Farm
- December 8**
Pueblo Turtle Purse • Kathy Riker
 9 am - 4 pm • \$69 • Welburn Gourd Farm
- December 8**
Music Box Gourd • Pam Harmon
 9 am - 3 pm • \$69 • Welburn Gourd Farm
- December 8**
Burning with the Razortip • Sue Sweet
 10 am - 4 pm • The Caning Shop
- December 28**
Big, Beautiful Gourd Bowls
Diana & Carol Rookstool
 9 am - 3 pm
 Rookstool Ranch • 45493 South Fork
 Three Rivers, CA 93271
 (559) 561-4087

The Caning Shop
 926 Gilman Street • Berkeley
 (510) 527-5010

Tree Mover Tree & Gourd Farm
 5014 E. Ave. N • Palmdale
 (661) 947-7121

Welburn Gourd Farm
 40635 De Luz Rd. • Fallbrook
 (760) 728-4271

Zittel Farms
 Folsom
 (916) 987-7027

In an effort to streamline the production of the newsletter, Sherry Woods has agreed to coordinate class listings for the CGS website and newsletter. Please send all class listings to her a minimum of one week PRIOR to the quarterly deadlines at cherbois@earthlink.net. And thank you Sherry!!!!

Little Shop of Gourds

Gourds, Supplies,
Classes and Gifts

Open
Wednesday - Saturday
10:00 am - 5:00 pm
16775 Lassen Avenue
Anderson, CA 96007
(530) 357-4855

Minicraft Jigsaw Hot Tool

Lifetime satisfaction - Guaranteed
Free Catalog
Books, Supplies, Tools
for Gourd Crafts

The *Caning* Shop

926 Gilman Street at 8th
Berkeley, CA 94710

1-800-544-3373

Fax 1-510-527-7718
www.caning.com

HOT BURNING TOOL Detail Master

If you are looking for the best hot burning tool on the market, your search is over! I am currently stocking the Detail Master Sabre IV which is used by most of the gourd artists across America today. You will be able to do fine lines, shadowing, parallel borders and more. Your creativity will blossom, and it makes woodburning fun!

Catalogues available for \$1.00.

Ardith Willner
24 Clubhouse Road • Santa Cruz, CA 95060
(831) 457-0612
ardithk@aol.com • www.woodburningpens.com

NEW GOURD CROP! NEW LOCATION!



Welburn Gourd Farm, Inc.

Now located at:
40635 De Luz Rd.
Fallbrook, CA 92028
Phone: 760-728-4271

THE PUMPKIN & GOURD FARM CALABAZA GALLERY

Over 30 Years of Growing Quality Gourds

We invite you to Paso Robles to see the Gourd Gallery and the huge inventory of cured gourds. We select to your desires and ship direct.

gourdsources.com
101 Creston Rd., Paso Robles, CA 93446
(805) 238-0624 • Fax (805) 238-2513



Thomas Farms



Gourds, Gourd
Supplies

Minicraft Jigsaw
Hot Tool • Books • Tools
Classes • Gifts

20947-B Ave 245
Lindsay, CA 93247
(559) 562-9640
thomasfarms@jps.net

Ads: Please recognize CGS welcomes advertisers but is not responsible for the quality of their products. Please send your advertisements to Ardith Willner by the published article deadline date (see page 2), 24 Clubhouse Road, Santa Cruz, CA 95060 or email at ardithk@aol.com. Cost of advertisements is \$25 per issue for 3" x 3" ads.

Slides Needed for Library

We are in the midst of creating a slide lending library. Our goal is to have presentation material for all CGS members to use when giving a talk or demonstration.

You can help by taking slide photos of your work, your garden with gourds, or progressive shots of a piece in progress. (Hint: It is cheaper to take 2 photos at a time rather than have more slides made from an original.) Please write the artists name and town on the slide, so we can give credit where credit is due.

Send all slides to Ardith Willner, 24 Clubhouse Road, Santa Cruz, CA 95060. Thanks so much for helping to create our library!

Information Changed?

Has your address, email, or phone number changed? We are in the midst of updating our database and want to keep you informed of all CGS activities. To do that, we need your help.

Please send any new information to:

California Gourd Society
Rebecca Cileo • VP Membership
P.O. Box 762 •
Anderson, CA 96007
E-mail: luv2ridedi@aol.com

Digital Photographers!

ATTENTION PLEASE

When taking digital photographs to use for publication, it is essential to set the DPI at a minimum of 360. While you get fewer photographs per disc or card, they will be of a quality we can use in the newsletter. Choose the higher resolution settings and see your photos in print!!!

We need them, and will use them whenever we can. Please send them to Leigh Adams at lladams@earthlink.net

GOURD FESTIVALS 2001

September 8 - 9

3rd Annual Show-Me-Gourd Show
Branson, MO
(573) 437-5193
www.showmegourdsociety.com

September 8 - 9

International
Gourd Fair & Symposium
Arboretum of
Los Angeles County, CA
crookstool@aol.com

September 8 - 9

Illinois Gourd Show
Festival of Gourds
Chicago Botanic Garden
Glencoe, IL

September 29 - 30

Zittel Farms 7th Annual
West Coast Gourd Festival
Folsom, CA (916) 989-2633
www.zittelgourds.com

October 6 - 7

Ohio Gourd Festival
Mt. Gillead, Ohio
Morrow County Fairgrounds

October 6 - 7

Tree Mover Tree & Gourd Farm
Palmdale, CA (667) 947-7121

October 27 - 28

Tennessee Volunteer Show
Lebanon, Tennessee
(270) 483-2271