

# THE GOLDEN GOURD

THE NEWSLETTER OF THE CALIFORNIA CHAPTER OF THE AMERICAN GOURD SOCIETY

VOLUME 6, ISSUE 4

FALL 2004

## Gratitude:

### The Secret Tool of Creativity

by Nancy Marmolejo, Comadre Coaching

**When you think of being more creative, what comes to mind?**

Most people think in terms of artistic skills and design techniques, but creativity manifests itself in a number of ways beyond the obvious. Picture creativity like a jet stream that flows all around us: when we step up to the flow and dip our hands in, we easily grab wonderful ideas, refreshed insights and innovative actions. At times, things get in our way and we lose our contact with the creative flow. We consider ourselves in a rut, not creative, unproductive or dull.

There is a simple practice that magically ignites the creative juices and brings joy to all parts of life. It takes practice, commitment, and an open mind: **it is gratitude!** Giving thanks, appreciating others and acknowledging the wonderful things we have in our lives.

Gratitude is extremely powerful and can't be activated unless consciously practiced. It doesn't take a rocket scientist to figure it out... it just takes willingness.

Do the following acts daily for at least 30 days. After 30 days, you're free to discontinue and your misery will be gladly refunded. ☺

#### 1. Make a Gratitude List

Start reciting the alphabet and fill in a person, place or thing for each letter. Pick up a favorite gourd (whether you made it or not) and start a list of all the people, forces of nature and tools behind it.

cont'd on page 7

## Gourd Fair LA 2004



October 22, 23 and 24  
Arboretum of L.A. County  
301 E. Baldwin, Arcadia

LOS ANGELES COUNTY ARBORETUM  
& BOTANIC GARDEN

*California Gourd Society  
invites you to attend...*



The weekend's activities include Chinese artists and musicians.

There will be presentations and information on moulding gourds, historic uses of gourds, outstanding musical performances and much much more!!!



In addition we will have speakers and representatives from South America, Africa and Mexico.

See [www.gourdfairla.org](http://www.gourdfairla.org) for up to the minute class descriptions and schedules.

### INSIDE...

President's Message.....	2
Gourd Festival, News and Happenings.....	3
Regional Roundup.....	4-6
Tips and Hints.....	6
Gourd Fair LA 2004 - Vendors & Exhibitors.....	7
Contribute to the Enrichment of Animals.....	8
OH MY GOURD! Invitation.....	9
The Scarecrow Project.....	10-11
Regional Coordinators.....	11
Gourd News From Around the World--China in Focus...12	
Gourds In Africa.....	13
Gourd Fair LA At A Glance - Festival Overview.....	14
Classified.....	15
Gourd Fair LA2004 Class Registration.....	16
California Gourd Society Membership Application.....	16



# President's Message

## Greetings Gourd Lovers!

These are exciting times! For those of you able to attend the Folsom Festival, the Golden Gourd needs a reporter!

For those of you going to the Welburn Fall Festival, tell us all about it! For those of you who go to the Arboretum, we want your feedback!


The musical lineup for the Arboretum event, Gourd Fair LA, is an absolute delight, check it out. For those of you attending the GFLA dinner on Friday night, (without gloating) can you tell us about

- 1) the Chinese visitors
- 2) the sumptuous dinner
- 3) the live auction
- 4) Chinese gourd music
- 5) the pre festival artists' sale etc....

Lombardi's festival is coming up soon! Please, Please, feel empowered to share your observations, insights and enjoyment of these events with others by writing for the Golden Gourd. **I'd LOVE to go to every event and I can't.** I know that others have the same constraints and would also love to know what they missed.

And in the spirit of sharing, I'm delighted to introduce a new friend and GOURD LOCA (crazy woman!), Nancy Marmo!!! Nancy has written a couple of articles for us that I hope you will enjoy as much as I did, especially with the coming holiday season. Nancy's tips on production are EXCELLENT! Enjoy! And as my young students often write, IN JOY!

*Leigh Adams*



## CGS Board of Directors

### President

Leigh Adams (lladams@earthlink.net).....626-797-3728

### VP-Membership

Niki Escobedo (enjapf@aol.com).....818-244-3705

### VP of Communication

Lisa Toth (gourddiva@verizon.net).....805-647-0943

### VP-Programs

Carol Rookstool (crookstool@aol.com).....213-624-1200x3023

### Treasurer

Betty Bluekle (betty@taxationpros.com).....559-784-7900

### Secretary

Lynne Bunt (roy-sms@msn.com).....559-561-1925

### Directors

Doug Welburn (info@welburngourdfarm.com)...760-728-4271

Rebecca Cileo (luv2ridgedi@aol.com).....530-357-4855

Lorraine Valenzuela (basketgourd@earthlink.net)..562-948-1510

### Editor, *The Golden Gourd, GourdFairla.org*

Gayle Nicholls (gourdpatch2004@yahoo.com)..626-398-1000

## Our Mission Statement



The purpose of the California Gourd Society is to promote the horticulture, crafting, and appreciation of hard shelled gourds

(Lagenaria) by providing charitable and educational activities to members of the society, growers, artists, crafters, business people and the public through community support and education.

### • NEWSLETTER DEADLINES •

— electronic submissions preferred, please —

Spring - Feb. 20, 2005 • Summer - May 21, 2005

Fall - Aug. 20, 2004 • Winter - Nov. 19, 2004

Leigh Adams .....(president@gourdfairla.org)

Carol Rookstool .....(crookstool@fidm.edu)

Lisa Toth .....(gourddiva@verizon.net)

Gayle Nicholls ..... (editor@gourdfairla.org)

Lorraine C. Valenzuela .....(basketgourd@earthlink.net)

The Editors reserve the right to edit any contributions for content and consistency.

# Gourd Festivals, News & Happenings...

## LOMBARDI RANCH Fifth Annual Gourd Festival

October 16 and 17, 2004  
Lombardi Ranch -- Saugus, California  
29527 Bouquet Canyon Road.  
Saugus, CA 91390

For more information  
(661) 296-8697/(661) 296-1825 FAX  
E-mail: [lombardi@c-s.net](mailto:lombardi@c-s.net)



### SIGN UP TODAY FOR GOURD FAIR LA CLASSES

It's not too late to sign up for classes at Gourd Fair LA. There are still openings (at publication time) in most classes.

We also have scholarships available for junior high and high school kids who have a recommendation from a teacher.

Don't miss this opportunity to learn and grow!  
[www.gourdfairla.org](http://www.gourdfairla.org)

### Gourd Fair LA 2004 Volunteers Needed

What a wonderful opportunity.....  
Support Gourd Fair LA 2004 by volunteering your time.

**Contact:** Niki Escobedo at [ENJAPF@aol.com](mailto:ENJAPF@aol.com)



### SAVE THE DATE GOURD COLLEGE 2006

April 14 to April 16, 2006  
Reservation deposits will be accepted - August 2005



### IN TEXAS WE HAVE GOURDS TOO....

**November 6** — *Texas Gourd Society Art & Craft Show*, Travis County Expo Center, Austin, TX  
<http://www.geocities.com/texasgourdsociety>

**November 6-7** — *Virginia Gourd Festival*, Middletown, VA  
Contact: Angela Mohr, [gourdgal@visuallink.com](mailto:gourdgal@visuallink.com)

### 13TH ANNUAL INDIANA GOURD SHOW

"The Magic of Gourds"  
April 2<sup>nd</sup> & 3<sup>rd</sup>, 2005

Additional Workshops held on Friday April 1<sup>st</sup>.  
Johanning Civic Center - Kokomo, Indiana  
[www.indianagourdsociety.org](http://www.indianagourdsociety.org)  
Karen Niemeyer, Show Chair  
(765) 463-7518  
[niemeyer@frontiernet.net](mailto:niemeyer@frontiernet.net)

### IF YOU ARE UP IN THE BAY AREA




The Caning Shop In Berkeley is offering classes and workshops in Berkeley in October 2004 through February 2005.

Check out their website for more information [www.caning.com](http://www.caning.com)

The Caning Shop, 926 Gilman Street  
Berkeley, CA 94710  
(800) 544-3373/ (510) 527-5010  
Fax (510) 527-7718  
[jwidess@caning.com](mailto:jwidess@caning.com)

## Congratulations

.....  
Rebecca Cileo and her crew of dedicated helpers for another fabulous showing at the outstanding *Folsom Festival*. By all accounts the Folsom event was better than ever, superlatives have been flying and participants are fairly glowing with satisfaction. Rebecca and her trusty friends ran the California Gourd Society booth, signed up new members for CGS, aided lost gourd gawkers and sold CGS t-shirts and mugs. To Becca, Mary, Jill, Norma and those whose names we've missed, **THANK YOU FOR BRINGING THE JOY OF GOURDS INTO MANY MORE LIVES!!**



# REGIONAL ROUNDUP

## **Channel Islands Gourd Society**

Lisa Toth 805-604-7538

For more information see our website at  
[www.channelislandsgourdsociety.com](http://www.channelislandsgourdsociety.com).

The Channel Islands Gourd Society meets the 3rd Wednesday of the month at 7pm at The Santa Rosa Valley Community Clubhouse, 11701 E. Los Posas Road, Camarillo, California. We have a show and tell session at the beginning of each meeting followed by a short period of announcements. Each month one of the members demos a favorite technique or product.

Coming up in September is "tools of the trade" with each member bringing his/her favorite tools to share. In October we will have Arline Erickson showing us how to find the spirit of the gourd. November is our holiday decorations and ornaments show and tell and in December we will have a Pot Luck dinner at Carol Fawcett's home.

Lisa Toth, Regional Director  
[gourddiva@verizon.net](mailto:gourddiva@verizon.net)

## **East Bay Gourd Patch**

### **San Francisco East Bay**

Regional Coordinator: Bee Hylinski

(925) 552-5977 or [beebee723@earthlink.net](mailto:beebee723@earthlink.net)

We have been active, but separately over the summer! We finished our scarecrow for Gourd Fair LA at our September meeting and will be learning how to use microbeads at our October meeting and our Nov-Dec meeting will be a Holiday party at our Coordinator's house on December 11<sup>th</sup>. Future meetings will be crackle finishes, colored pencils on gourds, chip carving and more. If you live in striking distance of the San Francisco Bay Area, please join us at one of our meetings. We are a fun group! For meeting times and locations, contact Bee Hylinski.

## **El Dorado County Foothill Gourders**

Regional Coordinators Sandy Carpenter & Marion Christensen

(530) 677-5728 or [mscarp@directcom.net](mailto:mscarp@directcom.net)

The Foothill Gourders meet on the First Thursday of the month. The business meeting is held at 9:30 a.m. and the educational meeting is from 10:00 – 12:00 in the El Dorado County Agricultural Commission Cooperative Extension Building at 311 Fair Lane in Placerville. Guests are always welcome. Please call ahead to confirm. Sometimes we have a field trip scheduled.

## **Fallbrook Gourd Patch**

Barbara McDermott (760) 746-3913

The Fallbrook Gourd Patch has had an exciting spring and summer. In June we were so delighted to have CGS President, Leigh Adams visit our Meeting and lead us in a wire gourd head doll workshop. Everyone had so much fun and the dolls that were created were very exceptional and funny. In July the Patch Members participated in a help each other gourd tea pot workshop and worked on their tea pots for the coming Meeting and show.

The August Meeting was held at the Valley Center Library in Valley Center, CA. The Members brought their lovely Gourd Tea Pots and presented a beautiful display. The tea pots remained at the library for the next month in the Gourd Tea Pot Show. The special guest at the meeting was Mr. Mad Hatter Gourd Tea Pot Master himself, Don Weeke, who gave a terrific and inspiring talk and slide show on creativity and other great gourd information.

The Fall finds us busy as bees getting ready for a Patch Booth at the Grape Day Festival in Escondido, CA, A workshop to make scarecrows for the L A Gourd Fair Arboretum and the LA Gourd Fair.

Our next Meeting will be held at the Welburn Gourd Farm Pumpkin Festival, October 9 where we will also have a Patch Booth for the day. For Fallbrook Patch information call Barbara McDermott (760) 746-3913

## **Gourd Artisans of LA**

Larry McClelland 310-549-3294

We meet and work on the third Wednesday of each month at San Gabriel Bead Company located at 325 E. Live Oak, Arcadia, CA 91006. Their phone number is 626-447-7753.

## **Kern County Gourd Patch**

Regional Coordinator: Betty Finch (661) 589-3368;

[finchgourd@aol.com](mailto:finchgourd@aol.com)

The Bakersfield/Kern County Gourd Patch will have their work on display at the Kern County Fair September 23 through October 3.

Meetings are 7pm the second Thursday of each month at Beverly's Crafts & Fabrics 2819 "F" Street in Bakersfield. We feature an open show & tell, the ever popular "Opportunity Table" and often a crafting demonstration. Visitors are always welcome! Refreshments are provided, bring your own beverage.

Teacher calendar: Betty Finch will be teaching "Beginning Gourd Crafting" at her Bakersfield studio on October 16, 2004. Cost is \$35.

## **Kingsburg River Patch**

Pat Wescott [Wagon4@lightspeed.net](mailto:Wagon4@lightspeed.net) (559) 897-7470

On September 19 Noi Thomas and the Wescotts are doing a three hour demo and gourd education booth at the Tulare County Fair in the Art and Photography. Building from 11:00 to 3:00 p.m.

Pat Wescott will be meeting with the combined Tulare/Sequoia and Kings River Patch Wall -Hanging project group on September 25th. This committee meets to work on this CGS

Regional Roundup *cont'd on page 5*

money making project. The committee has worked all summer on the project.

Gourd pieces have been boiled, cut and are now ready for our artists to work on. This project will likely take 2 years to complete. Pat Wescott is the secretary for this committee and Noi Thomas is the project leader.

Pat will be assist Noi Thomas with her 2 classes at the LA Gourd Fair. Pat will be teach a class for the California UC Davis Coop. Extension at the Garden of the Sun. Topics will include the history and growing of gourds as well as a beginning gourd class. Noi Thomas and the Wescotts created an all gourd butterfly for the LA Gourd Fair scarecrow project.

#### **Los Angeles West**

*Angela Briggs-[Rhamah13@yahoo.com](mailto:Rhamah13@yahoo.com);*

*Judy Bin-Nun-[Jbn12401@aol.com](mailto:Jbn12401@aol.com)*

The LAW Group is ruling once again with creativity and great projects, sharing and friendships. We have a "Swap Meet" raffle in March where we all bring our geegaws, doodads and bric-a-brac to raffle off in a fun game with other members...a simultaneous fundraiser and fundrasier opportunity!!

We are so proud of our leader, Angela Briggs, who is Part of the Special Exhibition at the LA Craft and Folk Art Museum. Riua Akinshegun's "The Most Mutinous Leapt Overboard" which is an interactive dollmaking, personal creation historical adventure into African History. Angela's work is being sold in their gift shop!! Raquel Paxton is stunning our group with her African History inspired gourd creations that have flowed from her encounter with Angela's CAFAM exhibit.

#### **Orange County Patch**

*Area Coordinator, Susan Sullivan (714) 997-4482; [susansphn@aol.com](mailto:susansphn@aol.com)*

Orange County Gourd Society (OCGS) continues to meet on the 4th Thursday of each month (except Nov and Dec) at 6:30 pm at **Create It**, in Costa Mesa at 801 Baker. Our group is growing...but we were all saddened recently to learn of the passing of our member "Marty" Wilson. Marty had only recently joined our group, but she will be missed and our condolences go to her family.

What an active summer it has been. Lots of gourdng going on in Orange County and surrounding areas with many of our members participating in local shows. We would like to congratulate them all for getting their gourds out there on display...especially the ribbon winners including Peggy Wiedemann, Booker Preston, Teri Henderson, Gael Traer and Lila Tonche. And Congrats to Peggy, Mary Pryor and Lynne Everett whose collaborative creativity resulted in that life-size "Lady Gourdiva" that took honorable mention at Welburn's. OCGS wants to thank and give Gourd Gudos to all who worked to make the 2004 Welburn's Fest and CGS Competition so special!

**OCGS** has been focusing on building partnerships with local Orange County venues including the OC Fair, the Fullerton Arboretum, and the Santa Ana Zoo and it is paying off well!

We did 3 full days of demoing at the OC Fair this year

in July. Then in August, our first outreach and demonstration at the Santa Ana Zoo took place in the NEW Family Farm Barn. Labor Day weekend September 3, 4 & 5 found several of our members selling at the 31<sup>st</sup> Annual Street Fair in Old Town - Orange, CA. This was a "HOT" event, both temperature-wise and crowd attendance and sales! This event is so well attended and booths are hard to get. Thanks to Booker for making that connection!!

The weekend of October 16 & 17 our patch may have a booth at the Fullerton Arboretum Green Scene II. Outreach at the Fullerton Arboretum is always fun and on October 30 Curtis Hayes and OCGS will be teaching a "Gourd Ghoulies" class there. By the way, many gourds are growing in the arboretum gardens there and at the Zoo in Santa Ana thanks to seedlings donated by OCGS earlier this year.

"Gourd Play Days" and Saturday classes are getting popular at Create It in Costa Mesa. Call (714) 641-8124 for info and signups. Visit our website at <http://hometown.aol.com/susansphn/myhomepage/profile.html> and come to a meeting...new CGS members are most welcome!!

Great Gourdng to all!....

Susan Sullivan, OC Area Coordinator (714) 997-4482.

#### **San Bernardino Gourd Patch**

*Regional Coordinator, Darlene Propp*

*(909) 862-9717; [str8edge@ez2.net](mailto:str8edge@ez2.net)*

The San Bernardino Patch meets on the 2nd Tuesday of the month, 7:00 p.m., at the home of Valerie Martinell: 4235 Cypress Drive, San Bernardino, CA Phone: (909) 883-3527. Please call her or Darlene Propp (909 862-9717) for directions or information. Several of our members took ribbons at the Welburn Gourd Festival this year and also have pieces in the county fair. We have a lot of fun with show and tell at each meeting and like to try at least one new technique as well. We just finished making a scarecrow for the Arboretum project and had a wonderful time doing it.

We look forward to meeting new members as well as having visitors from other patches. The meetings are held on the 2nd Tuesday of the month at 7:00 p.m., at the home of Valerie Martinell: 4235 Cypress Dr. San Bernardino, CA 92407, phone (909) 883-3527.

#### **Santa Cruz Gourders (Santa Cruz Gourd and Basketry Group)**

*Barbara Johnson (831)440-1540-[greggjohnson@earthlink.net](mailto:greggjohnson@earthlink.net);*

*Kris Mangliers(831) 338-3449 -[Kmangliers@msn.com](mailto:Kmangliers@msn.com)*

The Santa Cruz Gourders usually meet on alternate months at the home of Barbara Johnson.

Our communication is usually through e-mail (simple and low cost) but a quick phone call will bring you up-to-date on our meetings and events.

Regional Roundup *cont'd on page 6*

**San Diego-Misti Washington Gourd and Basket Guild**  
Regional Coordinator: Peggy Blessing (858) 292-9219 or  
giza@sprynet.com

The San Diego Gourd Patch is a part of the Misti Washington Gourd and Basket Guild, which meets the first Sunday of each month at Quail Botanical Gardens in Encinitas, 12:00 to 3:30. On even numbered months, a potluck lunch and door prize drawing is followed by a business meeting. On odd numbered months, the meeting is an informal gathering and attendees bring a sack lunch, and we often hold a mini-workshop or demonstration.

For information about MWGBG and its activities, check out the web site (baskets-gourds.com) or contact the patch leader, Peggy Blessing (858-292-9219; giza@sprynet.com)

**Sonoma Gourd Patch**

Donna von Eledkrantz (707) 778-058; [donnayvone@comcast.net](mailto:donnayvone@comcast.net)

Our meetings are held the last Wednesday of the month from 7:00 to 9:30. We have changed our location back to Janet Klein's. We really appreciate her allowing us to come and work in her cozy home.

We have several teachers who have classes locally - call for information. Janis Kobe and Thena Trygstad will be at Ghost Ranch again this simmer. Contact them at [jkobebird@aol.com](mailto:jkobebird@aol.com).

**Tulare Sequoia Patch**

Coordinators: Toni Best and Sue Winters-Brown  
(559) 627-5430 or [capineneedles@earthlink.net](mailto:capineneedles@earthlink.net)

The Tulare/Sequoia Gourd Patch has been busy. We started on the gourd scarecrow at Dianne Burke's in Camp Nelson in July. Fun Day!!

Noi Thomas has spearheaded a gourd wall hanging for our patch to work on over the next year and a half until Asilomar. The committee has really been working on organizing this.

Noi will also be down at the LA Gourd Fair. Lisa Gatz will be teaching there on polymer clay. Toni Best is joining Leigh Adams to judge the gourd and pine needles categories at the Kern County Fair. Toni Best will be at the annual Harvest of Handwovens Show and Sale in Exeter October 30.


Diana Rookstool, Carol Rookstool, Sue Erb, and Noi will have a booth at the juried Top of the Line Craft show in Visalia in November 4, 5, 6. Toni Best will also share a booth with her sister.

Our patch will have a booth in November at the Holiday Bazaar in Three Rivers. Our annual Christmas Gourd Ornament exchange happens on Friday, Dec. 3rd.

That's it for now.  
Toni Best

**TIPS AND HINTS**

**Nadine Spier**, CGS member and basketmaker, now publishes a free monthly e-newsletter. The newsletter contains information on fiber exhibits, gallery openings, book reviews, tips for basketmakers, workshops, and much more. If you'd like to receive the free newsletter, just click onto <http://nadinespier.com/newsletter/> or contact Nadine at [www.nadinespier.com](http://www.nadinespier.com).



I also want to share an exciting tip which will amaze all you pine needle basket makers.....two of my students from Montana gave me the most gorgeous, DARK brown and very flexible ponderosa pine needles. I asked what they dyed them with and they replied "they aren't dyed!" They baked their pine needles in a 350 oven for 3 hours in a mixture of 1 cup glycerin, 2 cups water, in a heavy duty foil boat inside a second pan to catch any drippings. After the 3 hours, they let the pine needles just sit in the mixture overnight then rinsed them the next day....and Voila - dark mahogany, flexible pine needles. The color is stunning. The students wanted to make sure their mentor got credit for this process.

<http://www.basketsnaturallybyjudy.com/default.htm>  
(Judy Arledge's Website)

*Send in your tips and hints and we will post them. If there is a website that offers a good suggestion or answer to a gourd problem, share it with Leigh Adams at: [ladams@earthlink.net](mailto:ladams@earthlink.net)*

**turtlefeathers.com**  
**828.926.4716**

**Baroque Art Gilders Paste**  
**28 colors - \$6.75 tin**

**Angelus Paints - 61 colors**

**Angelus Dyes - 39 colors**

**Inlace Inlay Material**  
**Kits in 10 colors - \$26.00**

**We stock all the additives.**

**Granules - Nuggets - Stone Flakes**  
**Metallic Dusts - Pearlescent Dyes**

**Heishi Beads - Bone Beads**

**We are a full line supplier**  
**of craft supplies, tools,**  
**and natural products.**

**[david@turtlefeathers.com](mailto:david@turtlefeathers.com)**

**2. Write thank you notes for everything.**

Have a wonderful gourd teacher? Send him or her a card. Do you appreciate the service at an art supply store? Write a note saying so. Feeling extra artistic? Make your own card and envelope. Send a gourd-a-gram. Be creative.

**3. Free e-cards** are everywhere on the Internet.

These are easy ways to send a grateful thought to someone. Look at the names of the people who make this publication possible, your favorite suppliers, a talented artist. Send a warm wish to a gourd patch buddy or introduce yourself to others.

**4. When you attend a gourd event, go out to eat or patronize a store that gives you exceptional service,** ask for the person in charge.

Tell her what a wonderful time you had and how nice it was to visit. Don't forget to acknowledge all the others too: maintenance people, service workers, food servers, cashiers, delivery people... they all contribute to your experience.

**5. Whenever you write a check, jot the words "Thank You!" in the memo line.**

Even though you're parting with your dear cash, think of the goods or services you enjoyed in return. *(Some people believe that this practice will attract wealth... you never know unless you try!)* When you endorse a check, be sure to write thank you for the abundance.

**6. Thank the people in your life who would least expect it.**

"Mom, thank you for having me." She'll probably come back at you with a shocked look, but think how dull the world would be without you!

**7. Thank a child for something.** Children learn from example. Teach your children about gratitude when they're young.

**8. Thank an elder.** Our elders have such a wealth of knowledge and experience to offer us. Take a moment to express your gratitude to a special older person in your life. Who are the gourd veterans who make this wonderful passion of ours possible?

**9. Write a thank you letter to the gourds themselves.** What makes each one unique? What seemingly random acts of nature gave each one its unique mark?

**10. Write a letter of thanks to yourself.** What are your special gifts and traits? What makes you uniquely you? What talents and strengths shine?

Challenge yourself to practicing these acts of gratitude everyday for the next month. Use your creative gifts to add that unique touch of yours to the way you express thanks.

Your creativity will rise to the occasion at unexpected times. Welcome it and have fun!

*Nancy Marmolejo (CGS member) owns Comadre Coaching, a service that connects women to their creativity through coaching, workshops and private consultations. To contact Nancy, email [info@comadrescoaching.com](mailto:info@comadrescoaching.com), call 714-777-1216 or visit [www.ComadreCoaching.com](http://www.ComadreCoaching.com).*

**VENDORS & EXHIBITORS**

**The Caning Shop**  
[www.caning.com](http://www.caning.com)

**Candy M. Krueger Supplies**  
[Candyk821@aol.com](mailto:Candyk821@aol.com)

**Los Angeles County Arboretum and Botanic Gardens Membership Booth**  
[www.arboretum.org](http://www.arboretum.org)

**Oh My Gourdness!**  
[smebel@aol.com](mailto:smebel@aol.com)

**San Gabriel Bead Co.**  
[Kelly@beadcompany.com](mailto:Kelly@beadcompany.com)

**Welburn Gourd Farm**  
[www.welburngourdfarm.com](http://www.welburngourdfarm.com)

**Los Angeles Zoo and Botanical Garden (Zooscape)**  
**Angeles Dyes**

**Glue Master**

**Angel Wings**

**California Gourd Society**

**Arboretum Gift Shop**

**Debbie Bell - Flexrake/Hula-Ho**

**Don Weeke**

**Gourd Island Gourd Society**

**Guojun Zhang Gourdstone**

**LA West Gourd Patch**

**Fiber Constructions**

**Mac Crafts**

**Grain In Focus**

**Fallbrook Gourd Patch**

**Mary Pryor**

**Laughing Spirit Gourds**

**Kathi & Paul Klopfenstein**

**LA West Gourd Patch**

**Seven Spirits Gourd Art**

**Toth Gourd Works**

**Fiber Constructions**

**Gourd Fair LA 2004**  
**October 22, 23 and 24**  
**Arboretum of L.A.**  
**301 E. Baldwin, Arcadia**



**Contribute  
to  
Enrichment  
for the Animals**

**Los Angeles  
ZOO  
& BOTANICAL GARDENS**

Contribute to Enrichment for the Animals at the LA Zoo

The LA Zoo has asked CGS artists for ornamented gourd pieces to be used to raise funds for the Enrichment Team. The Enrichment Team provides opportunities for animals to experience some of the stimulus and activity they would normally experience in the wild. The difference is profound! Come to the zoo and see how gourds are used. You will also see some of the many ways these earned



funds can support a significantly improved quality of life for zoo animals.

The zoo pieces can be any size or shape slices off of a gourd. The zoo prefers the pieces to be of animal species that they have in the zoo and that info can be checked through the website <http://www.lazoo.org>. There is no size or shape restriction. The intention is to move away from the "quilt" concept and to use the natural shapes of gourds. The one request is that the piece be no "deeper" than 1 1/2" (one and one half inches) so that the bulges don't take up too much space. Slices of all shapes and sizes are welcomed. Just like animals (people) and zoo environments, it is the differences in shapes, appearances and sizes that make it all so interesting! The different shapes will be unified as a wall hanging and will be called a "zooscape".

We hope to see the curves, wiggles and gouges we all associate with gourds as well as the beautiful woodburning and ornamentation our artists can do. We'd like to add in some pieces that are just plants as well, since the zoo has recently been designated as a botanical garden. All pieces received before the gourd fair will be exhibited and don't worry, we can't have too many of them! Pieces that can not be integrated into larger "scapes" will be mounted and sold/auctioned/raffled individually at the zoo's usual fundraisers.


*Thank you EVERYONE who chooses to participate.*

**ATTENTION ANIMAL LOVERS**

The LA Zoo is requesting ornamented gourd pieces of any size and shape, woodburned or painted with zoo animals in their collection.

All pieces donated and received prior to Gourd Fair LA will be included in the LA County Zoo exhibit during the fair. The pieces will be assembled by zoo volunteers to create a "Zooscape" wall hanging.

The only restriction on the pieces submitted is a request that they be as flat as possible. This means that the depth of the piece (as it would hang), should be no more than 1 inch thick. Irregular pieces and "slices" are requested in addition to the rectangular pieces sent to patch leaders by Niki Escobedo (thank you Niki for this and so much more!)



Completed work should be sent to **Nancy Adams D & G Escrow, 17059 Ventura Blvd, Encino, Calif. 91316**

And thank you for supporting the Enrichment Program at the LA Zoo!!!

**INCAN WORLD GIFTS**  
[www.incanworldgifts.com](http://www.incanworldgifts.com)

**For FREE gift with purchase**  
Enter Promotional code: **GOURD**

**WE ALSO HAVE:**  
OLIVE WOOD BOWLS  
CERAMIC WINDCHIMES  
CUSTOM JEWELRY  
GAMES

**ETHNIC MUSICAL INSTRUMENTS  
& MUCH MORE.**

**DECORATIVE GOURDS  
FROM PERU**

- \*GOURD BASKETS
- \*GOURD BOWLS
- \*GOURD BOXES
- \*GOURD BIRD HOUSES
- \*GOURD PENGUINS
- \*GOURD OWLS
- \*GOURD WINDCHIMES
- \*GOURD PIGGY BANKS
- \*GOURD KEYCHAINS
- \*GOURD CANDLE HOLDERS
- \*GOURD INCAN PEOPLE
- \*GOURD PURSES
- \*GOURD VASES
- \*GOURD CHIMES
- \*GOURD MASKS
- \*GOURD TURTLES
- & MORE GOURDS

All rights reserved



# OH MY GOURDI

The Los Angeles Arboretum Foundation  
&  
the California Gourd Society

invite you and your friends to preview  
an amazing exhibition of gourd art  
from around the world

**Friday, October 22**  
**6:30 - 9:30PM**

**Come enjoy a 'gourdeous' evening featuring:**

African inspired sculptures by Pat Boyd

Chinese Historical Gourds by the Huludao Gourd Society

Contemporary Chinese gourds by Zhang Guojun

Fertility goddess sculptures by the California Gourd Society

Musical instruments by Martin Espino

Native American inspired gourds by Robert Rivera

Peruvian etchings by Julio Seguil Rios and Tito Medina

And much more

**A very special musical performance by:**

"Bird Uncle"

Yan Fuxing of Gourd Island City, China  
with Rasheed Ali

**A not-so-silent Auction**

**Food and drinks will be provided**

**To RSVP or for more information please call**  
**626.821.3232**

**\$50/person before October 16**

Reservations will be held at the door

For groups of 10 or more, please call for a special group rate



301 N. Baldwin Ave. Arcadia, CA 91007  
www.arboretum.org



Yes, I want to have a 'gourdeous' evening on  
Friday, October 22

Name: \_\_\_\_\_

Address: \_\_\_\_\_

City: \_\_\_\_\_

State: \_\_\_\_\_ Zip: \_\_\_\_\_

Phone: \_\_\_\_\_ Email: \_\_\_\_\_

I want \_\_\_\_\_ ticket/s @ \$50 = \_\_\_\_\_

I have enclosed a check made payable to the **Los Angeles Arboretum Foundation (LAAF)**

I want to pay with a credit card

Visa  Mastercard  American Express  Discover

Acct. No.: \_\_\_\_\_

Exp. Date: \_\_\_\_\_

Signature \_\_\_\_\_

Date \_\_\_\_\_

**Fill out the attached form and mail to:**

The Arboretum

attn: Oh My Gourd!

301 N. Baldwin Ave. Arcadia, CA 91007

**For more information or to RSVP by phone please**  
**call 626.821.3232**

## THE SCARECROW PROJECT

Scarecrows made by various patches will be on display at the Arboretum of Los Angeles County  
301 N. Baldwin Ave.  
Arcadia, CA 91007

### MAKE YOUR OWN SCARECROW

Participants brought materials from home. Old clothes, buttons, yarn, wigs, soda bottles, props, newspaper, etc. were used. Ideally, each person sees a bit of themselves in the finished product. Scrap wire is fine but tie wire can be used, too.

Using a large bottle gourd, drill a hole in the top and the bottom of the clean gourd.

Cut 25 feet of wire (we used tie wire—a.k.a. baling wire) and fold the wire in half. Cut the wire at the halfway mark and use both pieces of wire as one. Tape the ends together to increase the manageability of the wire. You may also tape other places to help hold the wire together.

Feed one end (two pieces taped together) of the wire through the bottom of the gourd (the large end) and cut through the top of the gourd (now the neck of the scarecrow). Bring the ends together. (Note: If you want to save the seeds, cut the top of the gourd off and remove the seeds – this will be an opening large enough to slip a broom handle or dowel into the hole.)


Drill a hole in the stem end of the gourd large enough for a dowel or broom handle or PVE pipe approximately 3 feet long. Slide the gourd over the pipe and mark a place just below (on the stick) the end of the gourd. Drill a hole through the stick and slide one end of the wire through it. Pull tightly and twist the wire, firmly attaching the gourd to the stick. Use remainder of wire to create shoulders. If the shoulders are strong, the scarecrow can be posed easily.


Cut two more 6-foot lengths of wire. Fold each one in half to create arms. If the wire is slipped through a bend at the end of the shoulder, the arm can move and be articulate. Now drill two holes roughly 1 and 2 inches above the bottom of the stick, pole or pipe.

Cut another 24 feet of wire and fold in half, taping loose ends together and creating a 12' length of heavier wire. Thread the doubled wire through the top hole in the pole and out the other side of the pole, pull the wire  $\frac{3}{4}$  of the way through and thread the wire back into the bottom hole and out the other side. Maneuver the wire until you have equal lengths on both sides. These will form legs and feet. Twist the four strands to increase the strength and manageability.

Find the joints, the elbows, wrists, knees and ankles. Add or remove wire to your preferences. The body can be increased (padded) with newspaper, fabric, foam, bubble wrap, discarded plastic bottles, etc. Mind the weight you are adding and remember, the scarecrow must be shipped to the Arboretum so you don't want to make it too heavy.

*A PowerPoint version of this project is available from Carol Rookstool at [crookstool@aol.com](mailto:crookstool@aol.com).*





## Regional Coordinators

### *Amador County*

Carol Cherry.....209-296-6834

### *Channel Islands*

Lisa Toth.....805-647-0943

### *East Bay*

Bea Hylinski.....925-552-5977

### *El Dorado County*

Sandy Carpenter .....560-677-5728

### *Fallbrook*

Barbara McDermott.....760-746-3913

### *Folsom/Sacramento*

Ann Mitchell.....707-577-0462

Paula Bonilla-Valdez.....916-456-5136

### *Kern County/Bakersfield*

Betty Finch.....661-589-3368

### *Kingsburg River*

Pat Wescott.....559-897-7470

### *Lake Tahoe/Truckee*

Gabrielle Bryant.....530-581-3772

### *Northern Sierra*

Jackie Berg.....530-675-2577

### *Orange County*

Susan Sullivan.....714-997-4482

### *Pasadena/Los Angeles*

Larry McClelland.....310-549-3294

### *Pico Rivera*

Lorraine Valenzuela.....562-948-1510

### *San Bernardino County*

Darlene Propp.....909-862-9717

### *San Diego*

Peggy Blessing.....858-292-9219

### *San Fernando Valley*

Judy Nace.....818-789-1828

### *Santa Cruz*

Kris Mangliers.....831-338-3449

Barbara Johnson.....831-440-1540

### *Santa Monica*

Angela Briggs.....310-674-2626

Judy Bin-Nun

### *Shasta/Tehama Counties*

Rebecca Cileo.....530-357-4855

### *Sonoma/Santa Rosa*

Donna von Edelkrantz.....707-778-0580

### *So. SF Bay Area (Calabash Club)*

Jane Xavier.....408-937-4445

### *Tulare/Sequoia*

Toni Best.....559-627-5430

Sue Winters-Brown.....559-561-0608

### *Vallejo/Carquinez*

Kemper Stone.....707-577-0462



**G**ourds are used in a multitude of ways around the world. As you find information on different uses, please share them with us so that our other members can benefit from the information as well. I find the idea of floating gourd lotus lanterns to be one that I will use immediately myself. It is an enchanting convergence of four of my favorite elements, gourds, light, flowers and water. Toss in the cultural background and it is irresistible to me. I won't be waiting for the hungry ghosts, I'll feed them right now! *Editor's Notes*

## ZHONGYUA FESTIVAL- Hungry Ghost Festival

Much like Western culture's Halloween, some Eastern cultures celebrate a Fall festival where they believe the gates of hell are thrown open, releasing hungry ghosts to wander the earth in search of food and taking revenge upon those who wronged them in life. This month-long festival is known as the Hungry Ghost Festival and takes place during the 7th lunar month.

Unlike other celebrations of the dead in Eastern cultures that seek to honor dead ancestors, the Hungry Ghost Festival seeks to pacify the hungry ghosts, the ghosts of strangers and the un-cared-for dead. These are the ghosts of those who died by their own hands, by accidents, by drowning or hanging who have been denied entry into heaven. Angry because they are forced to dwell in hell without food or comfort, when released, they search for souls to take their place in misery.

To Taoists and Buddhists, these evil spirits are not to be taken lightly. They are most active at night and can take many forms including: snakes, moths, birds, foxes, wolves, and tigers. They can even appear as beautiful men or women to seduce the living. When they possess an individual by entering the body they cause illness and mental disorders.

Throughout this month, to keep the angry spirits amused, people stage street operas and other forms of public entertainment. In the past, people did not view the street operas as they were performed only for ghosts. Other rituals are performed to help souls enter into heaven. Taoists do their best to avoid late nights away from these amusements and rituals to steer clear of the evil spirits. To appease these wandering spirits, Buddhists and Taoists burn bundles of joss sticks, paper hell money, food, and other offerings by the roadside. Communities along rivers or near the sea float lanterns in the shape of the lotus or carved from fruit or gourds in the water to guide them away from their homes. They follow the lanterns from the river bank or sea shore till they can no longer be seen. This is done to redeem the soul of those who died by drowning.

The most important days of this month are the 14th and 15th, the days of the great feasts. On the 14th, a great feast would be held to honor family ancestors. Prayers and offerings would be made at family altars. On the following night, the 15th, they would feast for the hungry ghosts. Held outside under the full moon, these feasts feed the evil spirits so that they will leave the living alone and bribe the ancestors for luck with money and the harvest.

## ZHAO YUNCAI

### THE GOURD 'KING' & HIS 'FORTUNE' LIFE

Four years ago, Zhao Yuncai came from Luyi, Henan Province to Hangzhou, in order to make a living by selling gourds. Since then he began his "fortune" life in a foreign land. In Chinese, gourd is a homophone for "good fortune", and it has long been regarded as a mascot by Chinese people. In Northern China's villages, people use gourds as water ladle, cup, or containers for oil, vinegar, soy sauce, salt etc. It is both practical to use and believed able to bring about fortune.



Zhao's gourds sell good because they have good outside appearances. His gourds are genuine white gourds, which will not turn gray or go moldy even in rainy days. Good quality plus 12 animals of Chinese zodiac, flowers, birds, fishes, insects depicted on the gourds by Zhao make them unrefuseable for customers.




The charmingly naive gourd piggy is Zhao's "representative work". To win customer's favour, he pokes blessing words on the gourds.

Zhao is good at poker work, sculpture, and color painting. He can create lifelike and vivid 12 animals of Chinese zodiac, flower, fish, and insects on the gourds.



The small room is Zhao's "fortune" world, which is filled with warmth and happiness.



It is time for lunch. All Zhao's bowls, plates and flagons are made of gourds. Sipping his liquor with peanuts, Zhao feels life enjoyable.



Morocco, Tunisia, Algeria, Western Sahara, Mauritania, Mali, Niger, Cape Verde, Senegal, Gambia, Guinea-Bissau, Sierra Leone, Liberia, Ivory Coast, Ghana, Nigeria, Benin, Togo, Benin, Nigeria, Ethiopia, Eritrea, Somalia, Kenya, Uganda, Rwanda, Burundi, Tanzania, Angola, Zambia, Malawi, Mozambique, Madagascar, Zimbabwe, Botswana, Namibia, South Africa, Lesotho, Swaziland, Mauritius, Seychelles

# GOURDS IN AFRICA

[PART 1]

By Rasheed Ali

Gourds are the fascinating pottery of the plant world. There is a gourd shape for almost every utilitarian purpose. The oldest bottle gourd in the western hemisphere has been dated to 12,000 B.C., excavated in Peru. Though gourds have been used and decorated for centuries in various parts of the world, they have received little attention from anthropologists and historians who study the arts of humankind. Even botanists rarely include gourds in their literature on plants useful to humans. This scientific neglect has contributed to the botanical mysteries surrounding the origins of this utilitarian plant.

Ancient cultivation of gourds is reported in many of the earth's tropical and sub-tropical civilizations. Still, the plants geographic distribution is a mystery. One theory is that gourds were spread by oceanic currents, since most gourds float easily and their seeds can germinate after a year.

From the past to the present gourds have served as useful vessels, utensils and musical instruments in Africa, Asia, South Pacific and the Americas.

Still, nowhere on earth are gourds more useful than on the African continent. Gourds have not outlived their usefulness in 21<sup>st</sup> century Africa. From north to south but especially in the fertile crescent of West Africa, intricately decorated utilitarian objects can be found. In Nigeria, Ghana, Cameroon, Benin and Burkina Faso there is a strong tradition of gourd craft. Traditional musical instruments and everyday objects have ensured the continued importance of hard-shelled gourds.

In Nigeria; gourds are used as a flask to hold water, milk, peanut oil and palm wine. They are also used as a bottle for shaking cream into butter. Gourds are used as an established measure for buying millet. Sometimes the gourd is both a dipper for a water well and a basin for washing. Often times a cut *Bottle Gourd* spoon will compliment a gourd dish for eating stews. Gourd hats still protect babies from the hot sun and rain! For centuries African doctors have used gourds to store traditional medicines. Among the Yoruba, a most sacred religious icon is the *shekéré*. This gourd shaker is a primal component of sacred ceremonial music. Some of the most beautiful carved and burned gourds in the world originate in Nigeria. A favorite decorating technique is to rub a mixture of nut oil and soot over the gourd after carving.

In Ghana; the famous *Adinkera* ("Goodbye Cloth") of the *Asanti* is a textile that is decorated using *gourd stamps*. Each repeated motif has a metaphysical meaning in the life of the people. This cloth is given to departing guests and used at funerals.

Traditional patterns and abstract symbols are also scratched into various gourd objects with an ancient awl. Black-brown *Shee Nut* oil is then rubbed into the engraved lines for a striking contrast.

In Benin; scraped and engraved gourds of the *Bariba* people are distinguished by their broad panel of distorted animals and figures. Bowls with lids are common, as are gift boxes carved with love messages.


Among the *Yoruba*, members of the secret *Ogboni Society* use a unique friction drum made from a water-filled gourd in their sacred ceremonies. The gourd *Water Drums* (two large water-filled gourds with two smaller gourds floating on top) are reserved for funeral rites and vigils. The drums are only played by women using gourd spoons for beaters.

In Burkina Faso; the *Mossi* use large gourd drums in their *Naba* (Royal Court) *Orchestra*. This drum is the hauntingly beautiful and sacred *Bendré* kettledrum. Among the nomadic *Fulani*, gourds are important both in the daily and ceremonial life of the women. Only a few are used as utensils, to hold milk and millet porridge. New-born babies are traditionally bathed in a huge gourd but the greater number of gourds are treasured as ceremonial possessions. These extra large *Kettle Gourds* constitute a woman's' riches and source of prestige. They are given constant care and attention, carved with elaborate traditional designs and protected in woven baskets.

Cameroon; probably has the most evolved artistic gourd craft on the continent. There are an assortment of musical gourd instruments in this country. The *Hu-Hu* gourd trumpet is a fascinating invention that combines a long *Snake Gourd* tube with a large *Bottle Gourd* bell. There are complex *Mvet* gourd harps and a multitude of bowed and plucked stringed instruments. The *Bantu* peoples have huge gourd thumb pianos and the *Fang* have orchestras of *Balafon* (marimbas) that utilize many gourds for resonators. Various gourd objects are exported through out Africa. Gourd canisters, pitchers, utensils and musical instruments are major export commodities.

**In Part Two: Examples of African Gourd Decorating Techniques.**

P.S.: The word *Gourd* passes into old English from the Latin *Cucurbita*, which enters Europe via the Arabic speaking Africans' *Qar'yabisa*.





# 2004 GOURD FAIR LA

## The Arboretum of Los Angeles-ARCADIA

**OCTOBER 22 - 24, 2004**

The Gourd Fair LA 2004 will feature many classes through out the day during the fair.  
**Prepaid registration required Fee schedule:** 5 hour classes are \$50, 3 hour classes are \$30

Plus: Materials fee payable to teacher on the day of the class

FRIDAY, OCTOBER 22	SATURDAY, OCTOBER 23	SUNDAY, OCTOBER 24
<p><b><u>CLASSES 9am-2pm (5 hrs)</u></b></p> <p>101 Dream Catcher in a Gourd Structure            102 Dolls in Three Dimensions            103 Mayan Drum            104 Weaving Natural Garden Materials            105 Carving and Foiling - Rebecca Cileo ***</p> <p><b><u>CLASSES 9am-12pm (3 hrs)</u></b></p> <p>106 Decoupage Bowl</p> <p><b><u>CLASSES 1pm- 4pm (3 hrs)</u></b></p> <p>107 Jewelry with Molded Chinese Shards            108 Peruvian Gourd Carving</p> <p><b><u>EXCLUSIVE ART PREVIEW SHOW</u></b></p> <p style="text-align: center;">5:30pm</p> <p><b><u>DINNER &amp; ARTIST RECEPTION</u></b></p> <p>Friday night artist's reception begins at 5:30pm with drinks and hor d'ourves.</p> <p>Artist recognition, guest introductions &amp; welcome by CGS and The Arboretum.</p> <p>Event will open to <u>RSVP</u> list at 6:30 pm.</p> <p>Dining begins at 7:00pm - buffet style California Mexican food.</p> <p>Performances throughout the evening.            Exhibition is open throughout the evening.            Opportunity to purchase from the artists.</p> <p style="text-align: center;"><b><u>RSVP by Oct. 18th to</u></b>  <b>Lisa Toth c/o LA County Arboretum</b>  <b>301 North Baldwin Avenue,</b>  <b>Arcadia, CA, 91007</b>  <b>CGS Members.....\$20.00</b></p>	<p><b><u>CLASSES 9am-2pm (5 hrs)</u></b></p> <p>201 Juju Purses from Gourds            202 Gourd Oil Lamp            203 Wax Resist            204 Air Dry Clay on Gourds**            205 Foiling on Gourds            206 African Drum</p> <p><b><u>CLASSES 9am-12pm (3 hrs)</u></b></p> <p>207 Woodburning Furry Creatures *            208 Weaving with Philodendron</p> <p style="text-align: center;"><b><u>SPEAKERS</u></b></p> <p>11:00am Betty Finch            Gourd Gardening Part 1 of "Inside Betty's Mind"</p> <p>12:00pm Mike Wong            Gourd Instruments of Hawaii</p> <p style="text-align: center;"><b><u>MUSIC</u></b></p> <p>12:30pm to 4pm TBA</p> <p><b><u>CLASSES 1pm- 4pm (3 hrs)</u></b></p> <p>209 Gourd Rattle***            210 Wacky Birds            211 Woodburning Flowers and Fauna*            212 Washi Japanese Paper on Gourds</p> <p style="text-align: center;"><b><u>SPEAKERS</u></b></p> <p>1:00pm Robert Rivera            An Artist's Story</p> <p>2:00pm Robert Rivera            An Artist's Story</p> <p>3:30pm Huludao Gourd Society            A New Look at Chinese Gourd Art</p>	<p><b><u>CLASSES 9am-2pm (5 hrs)</u></b></p> <p>301 Gourd Clock            302 Wooly Weaving            303 Gorgeous Gourd Purse            304 Beaded Goddesses            305 Wax Resist and Fanciful Hair Doll            306 Air Dry Paper Clay **            307 Peruvian Gourd Carving</p> <p><b><u>CLASSES 9am-12pm (3 hrs)</u></b></p> <p>308 Quick Wire Doll/Feather Headdress            309 Ethnic Jewelry            310 Aboriginal Influence Gourd Tile            311 Magical Masks            312 Heavy Metal</p> <p style="text-align: center;"><b><u>SPEAKERS</u></b></p> <p>12:00pm Pat Boyd            An Artist's Story</p> <p>1:00pm Rasheed Ali- Inspired by Africa</p> <p>2:00pm Don Weeke            Creativity is Where You Find It</p> <p>3:00pm Huludao Gourd Society</p> <p style="text-align: center;"><b><u>MUSIC</u></b></p> <p>4pm Muician's Jam Session</p>
		<p style="text-align: center;"><b>OPPORTUNITY DRAWING</b></p> <p style="text-align: center;">  </p> <p>Internationally acclaimed artist Robert Rivera's beautiful Native American maiden can be yours!</p> <p style="text-align: center;"><b>Robert will draw the lucky ticket on Sunday, October 24.</b></p> <p style="text-align: center;">Tickets are \$1.00 each.</p> <p style="text-align: center;"><b>Contact:</b>  <b>Niki Escobedo,</b>  <b>827 E. Chevy Chase Dr.</b>  <b>Glendale, CA 91205</b>  <b>or by email at</b>  <b><a href="mailto:ENJAPF@aol.com">ENJAPF@aol.com</a></b></p> <p style="text-align: center;"><i>Robert Rivera's maiden can be yours!</i></p>



**Proxxon Jigsaw  
Razertip • Hot Tool**

Lifetime Satisfaction - Guaranteed  
**Free Catalog**  
Books, Supplies, Tools for Gourd Crafts

**The *Caning* Shop**


926 Gilman Street at 8th • Berkeley, CA 94710

**1-800-544-3373**

Fax 1-510-527-7718  
[www.caning.com](http://www.caning.com)

**The Detail Master IV**

is the hot burning tool of choice for gourd artists. The system and its wide variety of pens create fine lines, shadowing, parallel borders, fish scales and more. Your creativity will blossom, and it makes woodburning fun!



Catalogues available for \$1.00

Ardith Willner  
24 Clubhouse Road  
Santa Cruz, CA 95060 • (831) 457-0612  
[ardithk@aol.com](mailto:ardithk@aol.com)  
[www.woodburningpens.com](http://www.woodburningpens.com)

*Gourd Seeds, Gourds, Books and  
Gourd Supplies for Sale*

Visa, MasterCard, Checks, money orders accepted.

**CAROLINA GOURDS & SEEDS**

Harry Hurley  
259 Fletcher Ave  
Fuquay Varina, NC, 27526  
**919-557-5946**

[harryhurley@hotmail.com](mailto:harryhurley@hotmail.com)

<http://www.mindspring.com/~harryhurley/index.htm>  
<http://www.mindspring.com/~harryhurley/seeds.htm>

Always check my website for current availability or request an order form and we will send you our most recent listing of seeds, gourds, supplies and books.

**Gourdgeous  
Farm**

*"Your source for quality  
and assortment."*

**FREE SHIPPING!**

Assorted Miniatures, African Kettle, Penguin, Banana, Bushel, Goose, Marenka, Bottle, Corsican, Apple, Curved X-Long Dippers. Visit our Web site for Dry Gourds and gourd seed.

[www.gourdgeousfarm.com](http://www.gourdgeousfarm.com)  
(941) 721-8996 • 1470 12th Street E  
Palmetto, Florida 34221



Welburn Gourd Farm, Inc.  
40635 De Luz Road  
Fallbrook, CA 92028

Visit our web site at  
[www.welburngourds.com](http://www.welburngourds.com)

E-mail:  
[info@welburngourds.com](mailto:info@welburngourds.com)  
Phone: 760-728-4271  
Fax: 760-728-3965  
Toll Free: 877-420-2613

Known for their thickness, and easiness to clean, a Welburn gourd is the gourd of choice for musical instruments, basketry, woodburning, staining, painting, beading and more.

If you have not yet worked with a Welburn gourd, now is the right time to give it a try!



- Gourds, Gourd Classes •
- Gourd Supplies •

*Open: Wed - Sat from 10 AM to 5 PM*

20947-B Ave 245 • Lindsay, CA • 93247  
(559) 562-9640 • [thomasfarms@jps.net](mailto:thomasfarms@jps.net)

Please recognize CGS welcomes advertisers but is not responsible for the quality of their products. Send advertisements by the published deadline (see page 2) to: Lorraine C. Valenzuela, 9266 Sunglow St., Rear, Pico Rivera, CA, 90660; email [basketgourd@aol.com](mailto:basketgourd@aol.com); 562-948-1510.

Cost of advertisements: \$25 per issue for 3x3 ad; one ad per issue per advertiser.

# 2004 CLASS REGISTRATION

The Arboretum of Los Angeles-ARCADIA

OCTOBER 22 - 24, 2004



No refunds after October 15, 2004. Prepaid registration required.

Registration in order of postmarked date.

**Fee schedule:**

5 hour classes are \$50

3 hour classes are \$30

**Plus: Materials fee payable to teacher on the day of the class**



(see [www.calgourd.com](http://www.calgourd.com) and [www.gourdfairla.org](http://www.gourdfairla.org) for schedule )

Clip and mail the form below.

Keep the top portion for your records.

**Mail registration to** CGS c/o Charlene Hanson,  
13250 Fairfield Lane, #173F, Seal Beach, CA 90740

Name: \_\_\_\_\_

Address: \_\_\_\_\_

City and Zip Code: \_\_\_\_\_

E-mail address: \_\_\_\_\_

Phone number: (area code) \_\_\_\_\_

**FRIDAY:**

Class choice 1: \_\_\_\_\_

Class choice 2: \_\_\_\_\_

**SATURDAY:**

Class choice 1: \_\_\_\_\_

Class choice 2: \_\_\_\_\_

**SUNDAY:** *final schedule subject to change.*

Class choice 1: \_\_\_\_\_

Class choice 2: \_\_\_\_\_

**Note:** Check hours and times carefully. *If you select a 5 hour class, you will not be finished in time to also take an afternoon class on the same day.*