

THE GOLDEN GOURD

THE NEWSLETTER OF THE CALIFORNIA CHAPTER OF THE AMERICAN GOURD SOCIETY

Volume 20, Issue III

FALL 2017

*The People of California Have Spoken and Awarded the Peoples Choice Award to:
Lisa Baurmeister - Joyce Campbell - Danielle Selby*



Pictured above:

Joyce Campbell
NorCal Gourd Art Competition

Hosted by the Folsom and Amador
Gourd Artists

Lisa Baurmeister
CA Bay Area Competition

Hosted by the Calabash Gourd
Artists

Pictured below:



Pictured above:

Danielle Selby
SoCal Gourd Art Competition

Hosted by the Orange County
Gourd Patch and Orange County
Woodcarvers

Complete details inside this issue.

Inside this issue:

| | |
|---|---------|
| Peoples Choice Awards - NorCal * CA Bay Area * SoCAL Competitions | 1 |
| President's Message | 2 |
| CGS 2018 Retreat - Episcopal Conference Center Oakhurst | 3 |
| 7th Biennial Conference Baskets and Gourds Containers of Our Culture 2018 Poster * BGCoOC Class Listing | 4 - 5 |
| Growing and Manipulating Gourds Display at the NorCal Festival * Tips & Tricks by Betty Finch | 6 - 7 |
| Recap NorCal Gourd Festival | 8 |
| NorCal Gourd Art & Competition Best of Show Pictures | 9 |
| NorCal Gourd Art & Competition Winner Listing | 10 |
| NorCal Gourd Art Hat Parade | 11 |
| CGS Annual Board Meeting Invitation * CGS Amazon Smile Shout Out | 12 |
| Recap Bay Area Gourd Festival | 14 - 15 |
| Bay Area Gourd Competition Pictures | 16 - 17 |
| Bay Area CGS Competition Winners Listing | 18 |
| Recap SoCal Gourd Festival | 19 |
| SoCal Gourd Art Competition - Best of Show Pictures | 20 |
| SoCal Gourd Art Competition Winners Listing | 21 |
| Community Outreach Bringing Gourd Art to Our Youth | 22 |
| Ventura County Gourd Artist Meeting | 23 |
| Bachelor Valley Gourd Club of Lake County * San Diego County Gourd Artists Hold Annual Retreat | 24 |
| Ventura County Gourd Artists - Ventura County Fair | 25 |
| Kern County Fair Shout Out * Classifieds | 26 - 28 |
| Editors Vine * Mission Statement | 29 |

President's Message

Greetings Fellow Gourd Artists,

Fall time is Festival time is Fun time. September and October brought us two wonderful gourd festivals and three CGS gourd competitions. I was privileged to attend all three events and be part of the judging team. You will love viewing many of the winners in this issue of the Golden Gourd. A big thank you to our editor, Mary Bliss, who does a fantastic job creating this wonderful newsletter for all of us to enjoy.

Congratulations to Best-Of-Show winners Lisa Baurmeister and Kellie Delp and also People's Choice winners Joyce Campbell, Lisa Baurmeister and Danielle Shelby. A great big thank you to all who entered the gourd competition to make it a big success in all three venues and a special thanks for all the hard working volunteers that made the events so much fun. We had a hat parade at the NorCal Festival led by Betty Finch. I'm looking forward to the gourd hat participation growing each year. Our 2018 retreat is in August 2018. Many of you have already made your reservations. We are planning a fantastic weekend in Oakhurst, CA. Watch for more details as they unfold.



I thought it was appropriate to wear my gourd witch hat at the Calabash Festival in San Martin which was held at the Uesugi Farms Pumpkin Patch.

Harvest time is upon us. I hope all of your home grown gourds dry well. Remember – don't cut them off the vine until the stems are brown and they are no longer getting nourishment from the mother plant.

Enjoy your holiday parties and send Mary pictures for the next issue of our newsletter. Let's show everyone how much fun we're having!

Your CGS President,
Olive Moore



California Gourd Society Retreat 2018

Where

Episcopal Conference Center Oakhurst - E.C.C.O
43803 Highway 41
Oakhurst, CA

This statewide event is open to all CGS members and guests. It's a wonderful opportunity and allows our members to come together and share. Please come and play!

Thursday August 9th - Sunday August 12th

This is an All Inclusive three day, three night Package.

All Guests includes: Room and 8 meals.

Thursday: Arrival Check In at 2 PM, Meet & Greet, Dinner

Friday: Fun with Projects - SPA Treatment (extra charge), (Breakfast, Lunch & Dinner)

Saturday: Fun with Projects, SPA Treatment (extra charge) Raffle after dinner, (Breakfast, Lunch & Dinner).

Sunday: Conference Room clean up and Room Check out Noon, (Breakfast Only)

GCS Members will receive: A welcome goodie bag, and several art project kits. There will be a Trading Post with items that the members can bring to sell and trade. CGS Raffle to fund future Retreats. There will be plenty of time to work on your own projects or enjoy the area surrounding ECCO (antique shops, Yosemite National Park is a short drive away).

[The response has been overwhelming positive that we have sold out of all the single and double rooms.](#)

We have plenty of quad rooms left in the Beardsley Lodge and are taking single person deposits for the quad rooms. We will do our best to assign you 3 roommates but in the event that we can not fill the room you will be refunded your full deposit.

Both the lodges are split-level with ground floor parking and entrance at each level. Each room has a private bath and a sink/vanity area on the lower floor. The quad rooms are semi-private, split-level with two twin beds downstairs and two upstairs in the loft.

Price Quad: \$299 per person. 4 persons per room
(stairs see photo).

Complete information and more pictures of the E.C.C.O facility can be found at their website:

<https://eccoyosemite.org/retreats-conferences/>

For the most current and complete Retreat information visit the Retreat page at the CGS website. There you'll find links to download the Registration Form if paying by check or use the online payment option and pay with credit card.

http://www.californiagourdsociety.com/CGS_Retreat_2018.html or follow us on Facebook: <https://www.facebook.com/californiagourdsociety/>

Registration Forms and Questions Regarding Rooms: Mary Bliss at email editorgoldengourd@yahoo.com

Questions Regarding CGS Retreat: Pamela Argo at email: Pamela@r72.com



7th Biennial Conference

Baskets and Gourds

Containers of Our Culture

2018



Elks Lodge
Mill Creek Conference Center
Visalia, California
Opening Reception April 27 - Arts Visalia
Classes April 28 & 29, 2018

Sponsored by Tulare - Sequoia Gourd Patch and the California Gourd Society
Welcome to Visalia, Tulare County and nearby Sequoia National Park!

Complete conference details are at the CGS website: <http://www.californiagourdsociety.com> click on the Event tab at the top. You can view or download and print the full color brochure. The brochure has everything you need for hotel, Teachers' Art Exhibit, Silent Auction, Artisans and Vendors, Classes, Teachers' Marketplace and Reception, Buffet Dinner and Keynote Speaker, CGS Raffle Drawing for Gourd Totems and Silent Auction. You can pay online by credit card and PayPal.

Baskets and Gourds Containers of Our Culture VII Classes-April 28 & 29, 2018

All classes are \$65.00 plus Materials & Preparation Fees (M&P Fees) unless stated otherwise.

SATURDAY CLASSES

#101 Certified Zentangle Instructor

Instructor: Judy Burkett – Flintville, TN

M&P fee: \$25 All Levels

#102 Carved Grape Bowl

Instructor: Gloria Cane – Hesperia, CA

M&P fee: \$40 All Levels

#103 Small Shaker Wood Chip Basket

Instructor: JoAnn Kelly Catsos – Ashley Falls, MA

M&P fee: \$65 Intermediate

#104 Carved Turtle with Pottery Shards

Instructor: Kristy Dial – Minden, NV

M&P fee: \$40 All Levels

#105 Garden Basket

Instructor: Cookie Hanson – Seal Beach, CA

M&P fee: \$40 All Levels

#106 Woven Connections

Instructor: Mary Hettmansperger – Peru, IN

M&P fee: \$48 All Levels

#107 Antler Basket

Instructor: Bonnie Kennedy – Reno, NV

M&P fee: \$65 All Levels

#108 Star Weave Pouch or Basket

Instructor: Margaret Mathewson – Alesia, OR

M&P fee: \$45 All Levels

#109 Gingko Leaf

Instructor: Marilyn Moore – Iowa City, IA

M&P fee: \$85 All Levels

#110 Pine Needle Cuff Bracelet

Instructor: Vicky Nickelson – Kent, WA

M&P fee: \$30 All Levels

#111 Sweet Split Cedar

Instructor: Polly Adams Sutton – Seattle, WA

M&P fee: \$85 All Levels

#112 Gourd Mask

Instructor: Don Weeke – Julian, CA

M&P fee: \$35 All Levels

#113 Cedar Water Bottle or Vase Cover

Instructor: Jennifer Wool – Mount Hamilton, CA

M&P fee: \$45 All Levels

SUNDAY CLASSES

#201 Over the Shoulder

Instructor: Toni Best – Visalia, CA

M&P fee: \$45 All Levels

#202 Certified Zentangle Instructor

Instructor: Judy Burkett – Flintville, TN

M&P fee: \$25 All Levels

Tools needed: None

#203 Berkshire Backpack

Instructor: JoAnn Kelly Catsos – Ashley Falls, MA

M&P fee: \$65 Intermediate

#204 Peacock on Manzanita

Instructor: Gloria Crane – Hesperia, CA

M&P fee: \$45 All Levels

#205 Hammered Copper Shards

Instructor: Kristy Dial – Minden, NV

M&P fee: \$35 All Levels

#206 Rib Play

Instructor: Mary Hettmansperger – Peru, IN

M&P fee: \$48 All Levels

#207 Pine Needle

Instructor: Bonnie Kennedy – Reno, NV

M&P fee: \$60 All Levels

#208 Exploring Random Weave

Instructor: Margaret Mathewson – Alesia, OR

M&P fee: \$45 All Levels

#209 Beaded Dragonfly Wall Hanging OR Beading on a Gourd

Instructor: Sam McKinney – Lindsay, CA

M&P fee: Beaded Gourd: \$40; Dragonfly: \$45

#210 Basket Beauties

Instructor: Marilyn Moore – Iowa City, IA

M&P fee: \$75 All Levels

#211 Pine Needle Pendant

Instructor: Vicky Nickelson – Kent, WA

M&P fee: \$30 All Levels

#212 Chasing Beargrass

Instructor: Polly Adams Sutton – Seattle, WA

M&P fee: \$78 All Levels

#213 Couching on a Gourd

Instructor: Don Weeke – Julian, CA

M&P fee: \$35 All Levels#

#214 Cedar Woven Purse

Instructor: Jennifer Wool – Mount Hamilton, CA

M&P fee: \$45 Intermediate

Growing and Manipulating Gourds Display at the NorCal Festival

By Olive Moore

We were so fortunate to have both Betty Finch and Cecile Garrison at the NorCal Festival sharing their experiences and lots of information about growing and manipulating gourds.

There was a table set up in the room where the competition was held displaying many examples of manipulated gourds that caught the eye of everyone who came through to view the competition entries. Many visitors were from the community and not familiar with gourd art or growing gourds. The festival organizers had advertised well throughout NorCal and neighboring towns bringing in visitors from all over the area. The long handled dippers with knots and molded faces were the main attraction and everyone interested was offered a few seeds from one of Cecile's open long handled dipper gourds so they could give it a try themselves. Betty Finch's question to newcomers was "Are you a gardener?" or "Do like gardening?" That gave her the opportunity to share how easy and rewarding it is to grow gourds. So many attendees showed an interest and wanted to hear more.

Information for CGS and AGS membership was handed out to many interested visitors and by asking where they lived were offered information on local patches and meetings. It was a joy to see how many people were interested in gourd art for the 1st time and how many visitors and gourd artists were interested in the aspect of growing and manipulating gourds.

The competition included a category for gourd manipulation. This category is to honor the late Jim Story who promoted gourd manipulation as well as creating and showing gourd hats. He was a delightful man so willing to share his knowledge and anxious for gourd artists to expand their gourd experiences. He is greatly missed by the gourd community and we continue to recognize his talents and efforts by having a competition in his honor hoping that his passion will be passed on to others and will continue throughout the years.

Cecile Garrison was honored by winning the Jim Story Award with her manipulated long handled dipper, which had a knot in the middle of the handle and a molded face on the ball. We are looking forward to this category of competition growing in future years.

The American Gourd Society offers a national award chosen from all state winners of the Jim Story Award. So watch for the national winner to be announced in a future AGS issue of "The Gourd Magazine". It may just be our very own Cecile Garrison!



(Continued from Page 6)

Growing and Manipulating Gourds Display at the NorCal Festival (continued)



Tips & Tricks by Betty Finch Easy Fall Leaf Gourd Design

What you will need:

- A gourd with the exterior cleaned.
- A can of adhesive spray.
- Fresh leaves of various shapes.
- A can of black or dark brown spray paint,
- A can of clear coat spray
- Red, yellow, orange, and green acrylic paint

If you want your gourd to be a container cut a lid in the shape of a simple leaf and clean the interior before painting.

Sponge-paint the gourd randomly with the fall colors until it is completely covered. A wadded paper towel may be used in place of a sponge. After the gourd is completely dry, spray the surface with a light coat of clear. Set aside to dry. Spread the leaves out on a newspaper and lightly spray them with adhesive. Stick the leaves to the gourd to form an attractive pattern. Spray the gourd with black or brown spray paint covering it entirely. When completely dry peel off the leaves to reveal your fall-colored leaf pattern.

For those who make a container, Eucalyptus tree pods make attractive handles, or browse hardware stores for kitchen drawer pulls.

Happy Gourding!

Betty Finch

Recap NorCal Gourd Festival September 30-October 1, 2017

By Olive Moore

Gourd competition, raffle, vendors, classes, make & take, and even a hat parade – Orangevale Festival had it all. Participation in the gourd competition was great. Thank you to Sylvia Nelson and all of her helpers for organizing the judging. The community and entrants were lined up at the door to view the results as soon as the judging was completed. The vendor room had an array of gourd art and gourd crafting supplies; something for everyone. And the raffle table was amazing. Nineteen baskets filled with goodies. It was difficult to decide in which ones to place your tickets. Some classes were inside and some outside along with the make & take table. Colleen Ballard and hubby stood at the entrance all day (both days) getting visitors to fill out information cards for notification of future festivals – what a good idea!

There were 81 gourd art entries in all: 29 from Folsom, 19 from Amador, 10 from Foothill Gourders, and a few from several other patches. People's Choice was very popular with 142 votes cast. I saw several visitors struggling to decide because there were so many wonderful choices.

Thank you to all the Folsom patch members who were on committees and did so much to make this festival such a big success as well as Amador, CGS members and many others that were involved.



NorCal Pictures

Bottom Left: Kelley and Colleen Ballard

Top Right: Anything Goes - Masters - Joyce Campbell

Middle Right: Visitors to the NorCal Competition

Bottom Right: Visitors with Vendors



NorCal Gourd Art Competition Orangevale, CA

Best of Divisions

Pictured:

Top Right: Masters - Lisa Baurmeister

Bottom Left: Intermediate - Dawnelle Sauve
Bottom Middle: Advanced - Mary Jane Jepson
Bottom Right: Novice - Paula Parker



2017 NOR/CAL CGS Competition Winners

Best of Show - Mixed Media - Lisa Baurmeister
People Choice - Carving/Fretwork/Filigree - Joyce Campbell

Novice

| | 1st | 2nd | 3rd | Best of Division |
|-----------------------------|-----------------|----------------|----------------|------------------|
| Pyrography | Patty Blesso | Carole Meltzer | | |
| Carving/Fretwork/Filigree | | | Richard Wong | |
| Painted/Coloring Techniques | Carla Clifford | Carole Meltzer | Cathy Paonessa | |
| Embellishment | Paula E. Parker | Carole Meltzer | Mousie Brown | |
| Mixed Media | Paula E. Parker | Carole Meltzer | Carla Clifford | Paula E. Parker |
| Gourds crafted in a Class | Patty Blesso | Carole Meltzer | | |

Intermediate

| | 1st | 2nd | 3rd | Best of Division |
|-----------------------------|----------------|------------------|------------------|------------------|
| Pyrography | Chris Crady | Nancy Link | | |
| Carving/Fretwork/Filigree | Valerie Putman | Dawnelle Sauve | Kimberly Shearer | |
| Painted/Coloring Techniques | Dawnelle Sauve | Sharolyn Bullock | Becky Manzo | Dawnelle Sauve |
| Jewelry | Marilyn Phelps | | | |
| Fiber Art | Susan Gouig | Carolee Jones | | |
| Beading | Susan Deguara | | | Jody Dingivan |
| Anything Goes | Dawnelle Sauve | Marilyn Phelps | Lou Johnson | |

Advanced

| | 1st | 2nd | 3rd | Best of Division |
|-----------------------------|------------------|-----------------|-----------------|------------------|
| Pyrography | Leanne Kelly | Patti Fisher | Maryland Fallon | |
| Carving/Fretwork/Filigree | Maryland Fallon | Aaron Bullock | | |
| Painted/Coloring Techniques | Mary Jane Jepson | Cecile Garrison | Maryland Fallon | Mary Jane Jepson |
| Jewelry | Leanne Kelly | Barbara Cody | | |
| Fiber Art | Marilyn Carrico | Maryland Fallon | Barbara Cody | |
| Beading | Martha Haney | Colleen Ballard | | |
| Anything Goes | Patti Fisher | Olive Moore | Maryland Fallon | |

Masters

| | 1st | 2nd | 3rd | Best of Division |
|---------------------------|------------------|------------------|-----------------|------------------|
| Pyrography | | Betty Lake | | |
| Carving/Fretwork/Filigree | Joyce Campbell | Bill Wilson | | Joyce Campbell |
| Mixed Media | Lisa Baurmeister | Joyce Campbell | Heather Hopman | Lisa Baurmeister |
| Anything Goes | Joyce Campbell | Lisa Baurmeister | Robert Swendsen | |

Jim Story Special Category

| 1st |
|-----------------|
| Cecile Garrison |

NorCal Hat Parade in Orangevale

Two hat parades were conducted in memory of Jim Story at the NorCal Gourd Art Competition October 8, 2017. With all the blinking lights you couldn't help but notice the sign in the CGS booth advertising the hat parades. Saturday participants met at the California Gourd Society booth, to pose for a group photo before parading through the art competition room, vendors and classrooms giving students, teachers, vendors and spectators an opportunity to see the hats. The parade generated spontaneous applause wherever they went especially from Toni Best's pine needle weaving class. Serious contenders signed up to march again on the Sunday hat parade to be eligible for prizes.

At noon on Sunday the hat parade participants marched again throughout the facility with Kemper Stone taking the rear position as street-sweeper in the parade, generating laughs as he ambled about sweeping up imaginary parade debris with his dust-pan and broom. Onlooker's whipped out camera phones and scurried about finding positions to photograph the entertaining sight. The parade concluded in the vendor's room with participants assembling for a group photo.

Betty Finch announced to the crowd that the overall most popular hat would be selected by spectator's applause and that participants were permitted to applaud for themselves and others. The first round of applause narrowed the field to the top two contenders, Bill Wilson, sporting a fall leaf design with a matching necklace, and Marilyn Phelps, modeling a stylish green hat. A second round of applause tipped the scales in favor of the stylish green hat.



Award winners:

- People's choice - Marilyn Phelps (Folsom)
- Most original - Bill Wilson (Folsom)
- Most Beautiful - Patti Brown (Folsom)
- Most Interesting - Patty Blesso (Folsom)
- Gourdiest - Kemper Stone (Vendor, The Caning Shop)
- Special Recognition to the queen - Mary Hufft (Folsom)
- Others that participated:
 - Cecile Garrison (Tulare/Sequoia)
 - Barbara Rippetoe (Folsom)
 - Betty Finch (San Diego County)
 - Olive Moore (Orange County)

An Invitation to Attend the Annual CGS Board Meeting

Saturday, January 6, 2018

board meeting

*The California Gourd Society will hold its annual Board Meeting in Visalia, CA.
Any interested CGS member is invited and encouraged to attend the meeting.*



The agenda will cover such topics as:

- Election for changing officers
- Director of Programs Reports
- Director at Large Reports
- 2018 Gourd Art Competitions
- 2018 Gourd Festivals
- 2018 Retreat Report
- Membership Report
- Website and Newsletter Report
- 2018 Budget
- Committee Assignments
- Bylaws Update
- *And more...*

For the location address or suggestions for the agenda, please feel free to contact CGS President Olive Moore at: pres@californiagourdsociety.com or call (909) 982-7790 by December 15, 2017.

Support California Gourd Society by shopping at AmazonSmile.

amazon smile
You shop. Amazon gives.

CGS would like to say thank you for your continuing support. We hope you will use our link when doing your online Christmas and holiday shopping with Amazon.

When you shop at AmazonSmile, Amazon will donate to the California Gourd Society. Please support us every time you shop.

Copy and paste into your browser <http://smile.amazon.com/ch/91-2054131>

Recap Bay Area Gourd Festival October 7-8, 2017 By Olive Moore

Pumpkins, pumpkins everywhere. Uesugi Farms in San Martin, CA had a fantastic Fall Festival and Gourd Fest was fortunate to share the venue. The festival brought many families to enjoy the autumn atmosphere with a hay ride, train ride, pumpkin pie, pumpkin ice cream and to top it off a Gourd Festival and gourd competition. The Calabash Club of Silicone Valley did a bang up job in putting this festival together. A big thank you to Pam Argo for heading up the CGS gourd competition and Sharon Sausedo for helping with checking in the gourd competition entries. Jody had arranged for club members to help out in the competition tent and Sugi Karupiah's boys were a big help. There were classes on Thursday and Friday and then vendors



on Saturday and Sunday. There was a demo tent and a make & take. I saw some of our adults doing the make & take. They were really cute projects to choose from. The raffles were great. There were several choices you could put your ticket in the bucket for and then there was one huge raffle basket that had over \$500 worth of gourd supplies and tools including a Razor Tip woodburner.

There were 63 gourd art entries in the CGS competition of which 20 were from a 6th Grade class that Jody Dingivan taught at a local elementary school. Of the 43 remaining entries: 28 were from the Calabash Club, 3 from East Bay, 3 from Amador and 9 from other clubs or non-CGS members. People's Choice was very popular with 156 votes cast. Lisa Baurmeister swept everyone off their feet with her fabulous carousel which won not only People's Choice but Best of Division and Best of Show. Congratulations Lisa!

Thank you to Jody Dingivan and all the Calabash Club of Silicone Valley for making this festival a big success.

Bay Area Gourd Festival October 7-8, 2017

Pictured below:

- Lisa Baurmeister in the raffle booth.
- Vickie Echols Vendor Booth.
- Vickie Echols' class.

Pictured below:

- Bettie Lake's class.
- Calabash Make and Take.
- Calabash Vendor Booth Sugi Karupiah and helpers.



(Continued from Page 14)

Bay Area Gourd Festival October 7-8, 2017

Pictured below:

- Calabash Gourd Artist Booth Halloween Section.
- Calabash Gourd Artists Sales Booth.
- Calabash Booth - Whale by Frank Sausedo.

Pictured below:

- Make and Take King and Queen, Virginia and Bill Knowles.
- Olive Moore and Lisa Baurmeister - Best of Show and Peoples Choice.
- Instructor Betty Lake



Bay Area Gourd Art Competition 2017 - Novice



Bay Area Gourd Art Competition 2017 - Intermediate



(Continued on Page 17)

(Continued from Page 16)

Bay Area Gourd Art Competition 2017 - Advanced



Bay Area Gourd Art Competition 2017 - Masters



Bay Area CGS Competition Winners 2017

Best of Show and Peoples Choice Award
Masters - Mixed Media
Lisa Baurmeister

Novice

| | 1st | 2nd | 3rd | Best of Division |
|-----------------------------|-----------------|----------------|----------------|-------------------------|
| Pyrography | Jeannie Kei-Li | Sugi Karuppiah | | |
| Carving/Fretwork/Filigree | Richard Ristine | | | |
| Painted/Coloring Techniques | Julia Cardoza | Rebecca Walker | Sugi Karuppiah | |
| Embellishment | Carole Meltzer | | | |
| Mixed Media | Sugi Karuppiah | Iris Gach | Jeannie Kei-Li | Sugi Karuppiah |
| Gourds crafted in a Class | Bernie Epolite | Grape Rusch | Julia Cardoza | |

Intermediate

| | 1st | 2nd | 3rd | Best of Division |
|---------------|---------------|-------------------|------------|-------------------------|
| Pyrography | Jody Dingivan | Christine Johnson | | |
| Fiber Art | Jody Dingivan | Christine Johnson | | |
| Assemblage | Jody Dingivan | | | Jody Dingivan |
| Anything Goes | Rebecca Jung | | | |

Advanced

| | 1st | 2nd | 3rd | Best of Division |
|-----------------------------|----------------|------------------|---------------|-------------------------|
| Carving/Fretwork/Filigree | | Pam Argo | | |
| Painted/Coloring Techniques | Judie Burge | | | |
| Fiber Art | Gertrud Turner | Lori Conrow | Kennie Winter | |
| Assemblage | Frank Sausedo | Virginia Knowles | | |
| Anything Goes | Sandra Thomas | Lori Conrow | Olive Moore | Sandra Thomas |

Masters

| | 1st | 2nd | 3rd | Best of Division |
|---------------------------|------------------|---------------|------------|-------------------------|
| Pyrography | Lisa Baurmeister | | | |
| Carving/Fretwork/Filigree | Joyce Campbell | | | |
| Coiling/Weaving | | Vickie Echols | | |
| Mixed Media | Lisa Baurmeister | | | Lisa Baurmeister |
| Anything Goes | Lisa Baurmeister | | | |

Recap SoCal Gourd Festival October 14-15, 2017

By Olive Moore

In Southern California we are fortunate to team up with the area woodcarvers for our competition. The woodcarvers have a competition also separate from ours. It's definitely a win-win situation because CGS doesn't have to pay for a facility. We only have to rent the tables we use. And the woodcarvers like us to be there because we bring in more visitors and our artists donate gourd art for the raffle (and we buy lots of raffle tickets too). Several of the CGS members are also active members of the woodcarving group. Several gourd competition pieces were entered by woodcarvers.

Jack Thorp and Debbie Zimmerman with their team of helpers organized the judging, the set up, and with members Pam and Linda prepared a yummy hot breakfast for the judges and clerks to enjoy when the judging was complete Saturday morning. A special thanks to Kellie Delp and Donna Rositani for driving all the way from the San Diego area to help us with judging.



There were 66 gourd art entries in the CGS competition. 28 of the entries were from Orange County, 15 from San Diego, 15 from Ventura and 8 from other clubs or non-CGS members. The woodcarvers especially enjoyed voting for People's Choice. There were 140 total votes.

Thank you Jack and Debbie for making this competition a big success.



Southern California Gourd Competition Oct 14-15, 2017

Best of Division

Top Left: Novice Carved - Linda Allen

Top Right: Advanced Mixed Media - Kellie Delp

Bottom Left: Masters Mixed Media - Pam Watson

Bottom Right: Intermediate Filigree/Fret - Karen Hibdon & Pat Barbour



Southern California Gourd Competition Oct 14-15, 2017 Winners
Best of Show - Kellie Delp

Novice

| | 1st Place | 2nd Place | 3rd Place | Best of Division |
|-----------------|------------------|------------------|------------------|-------------------------|
| Pyrography | Corrine Kopp | Mollie Chapman | Deborah Komisar | |
| Carved | Linda Allen | | | Linda Allen |
| Painted/Colored | Frank DeSimone | | | |
| Fiber/Weaving | Frank DeSimone | Deborah Komisar | | |
| Mixed Media | Claudia Mutialu | Frank DeSimone | Deborah Komisar | |

Intermediate

| | 1st Place | 2nd Place | 3rd Place | Best of Division |
|-----------------|----------------------------|------------------|------------------|--|
| Pyrography | Pat Barbour | | | |
| Carved | Chris Garcia | | | |
| Filigree/Fret | Karen Hibdon & Pat Barbour | Linda Conn | Tina Stoner | Karen Hibdon & Pat Barbour (Joint Entry) |
| Painted/Colored | Elsie Cogswell | Gaye Berger | Jan Fagner | |
| Fiber/Weaving | Elsie Cogswell | Pat Barbour | JoAnn Clark | |
| Mixed Media | Roberto Castro | Denise Lacey | Claire Beekman | |

Advanced

| | 1st Place | 2nd Place | 3rd Place | Best of Division |
|-----------------|------------------|------------------|------------------|-------------------------|
| Pyrography | Judy Einboden | Charlene Smith | Peggy Blessing | |
| Carved | Judy Einboden | Kellie Delp | | |
| Filigree/Fret | | Maggie LeDuc | | |
| Painted/Colored | Pam Watson | Olive Moore | Maggie LeDuc | |
| Fiber/Weaving | Judy Einboden | | | |
| Mixed Media | Kellie Delp | Libbi Salvo | Maggie LeDuc | Kellie Delp |

Masters

| | 1st Place | 2nd Place | 3rd Place | Best of Division |
|-----------------|------------------|------------------|------------------|-------------------------|
| Pyrography | Reetsie Fuller | Grace Swanson | Mark Dusek | |
| Carved | Danielle Selby | Sandy Williams | Grace Swanson | |
| Filigree/Fret | | | Grace Swanson | |
| Painted/Colored | Danielle Selby | Grace Swanson | | |
| Fiber/Weaving | Cookie Hanson | Toni Best | Grace Swanson | |
| Mixed Media | Pam Watson | Sandy Williams | Danielle Selby | Pam Watson |

Community Outreach Bringing Gourd Art to Our Youth

By Jody Dingivan

This is the second year I sought out kids to teach the art of gourd making. Last year I worked with a low income group of kids in Santa Cruz. This year I knew I wanted a group of kids that was not a 75 minute drive away from me. Knowing how hard it is to get into the public school system I decided to look into the private sector. It always helps if you know someone connected to the school. Since my kids are all grown now I talked to my neighbor whose kids go to a Pacpoint Christian school ten minutes from me. She put me in contact with the 6th grade art teacher Debbie Berg. Debbie and the kids where excited to have me so I loaded up my car with gourds, wood burners, saws, drills, art supplies, etc.

I started out by giving them a brief overview of gourd history and showing them bowls, spoons, scoops and canteens made out of gourds, followed by artistic pieces.

I next showed them a raw gourd and asked them "What does this look like to you?" They all looked at me with a puzzled look. I said I thought it looked like a snake. Their response to the next gourd I held up was more forthcoming.

I then opened a garbage bag full of gourds and said they should all pick one, then they had to tell us what they thought it looked like or what they wanted to make out of it. Young people have good imaginations and creativity.

I spent the next 5 art classes with them teaching how to clean them outside and in, cutting and drilling (I did this due to liability). They started burning, painting and decorating and had a blast.

It was as much rewarding to me as them. All of their projects turned out just beautiful as you can see from the pictures below.

Yes I will do it again. Unfortunately the kids of today do not get enough hands on art these days. Hopefully later in their lives they will remember this experience and want to try it again.



Ventura County Gourd Artist Meeting By Olive Moore

I visited the Ventura County Gourd Artist October patch meeting which happened to be a Halloween Dress Up with a Gourd Hat Party. I was so pleased to see so many had made hats with gourds. I was just thinking they will be all ready for our hat parade at the CGS retreat in August. Yay!



Bachelor Valley Gourd Club of Lake County

Members of the Bachelor Valley Gourd Club of Lake County recently did demos at the Lake County Fair. Linda Kelly, Marilyn Crayton and Kennie Winter demoed various techniques for decorating gourds at the Fair over Labor Day Weekend. It was 107 degrees so we were glad to be in a building with AC.

We had lots of questions and enjoyed sharing about gourds. Our club likes to educate others on the joys of “playing” with gourds. We meet on the first Monday of the month. If any of you are ever up this way, we love having guests.

Submitted by
Kennie Winter



San Diego County Gourd Artists Hold Annual Retreat

The San Diego County Gourd Artists held their annual retreat from September 21-24 at Bailey’s Palomar Resort atop mile-high Palomar Mountain. During the retreat over 30 SDCGA members learned new techniques from their fellow artists, shared new materials, discussed favorite finishes, and worked on gourd related projects put together by members.



Their mission statement is: “Our purpose is to interact with fellow gourd enthusiasts targeting issues of sharing, education, training and decorating techniques related to gourds.”

The group participates in shows, fairs, festivals and gourd related activities throughout the year. They meet every other month and a newsletter is sent out before each meeting with up-coming events and classes. Several times a year the group sponsors classes by well-respected gourd artists from around the country.

For more information about the San Diego County Gourd Artists go to sandiegocountygourdpatch.com.

Ventura County Gourd Artists - Ventura County Fair

VCGA have out done themselves again! Taking a 1st Place award as feature exhibit in the Ag Building at the Ventura County Fair.

But wait we did not stop there with awards. VCGA captures the overall feature exhibit SWEEPSTAKES award for the entire Ag Building! That's what we did this year, folks!

Ventura County Gourd Artists members were busy this summer preparing a booth at the VC Fair held this past August. The 10x20-foot booth included a wall of gourd utensils and instruments folks can touch. Another wall featured gourd varieties, and another showcased finished gourds exemplifying various techniques used on a gourd.

Two tables invite youngsters 12 and under to use colored pens on small gourds provided by the club. Huge photos of gourd vines, a progressive gourd of California sites and symbols, a video about growing and using gourds and posters on VCGA's involvement at the fair and outreach in the community round out the booth. Club members manned the booth from 11a.m. to 7 p.m. daily and gave a demo each day at 1:30 p.m.

A busy summer indeed!
Karen Hibdon

Pictured Below:

Vice President Kathleen Johnston, left, and fair chairwoman Arline Erickson making signs for the VCGA booth at the Ventura County Fair



CONGRATULATIONS

Carol Walters of Bakersfield, CA


Kern County Fair

Best of Division in Floriculture

CGS Special Recognition Ribbon




Workshops include
Personal instruction on
our own project
Power & specialty tools
Gourd & pattern books
Pigments and dyes
Embellishments
Art supplies
Raw gourds available or
bring your own to class
\$35 10-4 pm
25 yrs experience with gourds



google Joyce Campbell gourds for more information
JoyceCampbellgourds@gmail.com 530-334-0964

Your Premier Source for Quality Organic Gourds, Tools, and Supplies!

Get This Guide FREE On Our Web Site!



How to Select, Cut, Clean, Finish, Paint, Woodburn, Wax, and Decorate Gourds!

Plus Get FREE Video Tutorials!



"Your gourds are by far the best available, and your customer service is outstanding! I would not buy from anyone else. The high quality of your gourds makes them a joy to work with, and each of my customers has been thrilled! Thanks so much!!" - **Cathy Whitehead, RI**


For all of your gourd crafting needs, Welburn Gourd Farm has you covered! Visit our web site for organic thick-shelled gourds, FREE video tutorials, FREE Beginner's Guide to Gourd Crafting, DVD's, special offers, tools, supplies, and so much more!

"I received both boxes of gourds I ordered right on time. I love getting the cleaned gourds. Your service is perfect and I love the specials! Thanks again." **Carrie, Channel Islands, CA**



Happy customers picking their gourds

Shop Our NEW Low-Priced Gourds!



Art by Christy Barajas

"I love the new low-priced gourds!! ...the Welburn 'standard quality' gourds are better than other farms' high quality ones!" - **Jan Bollins, CT**

Our **Standard Quality Gourds** arrive **CLEANED**, and they are **40%-60% cheaper** than our Premium Quality Gourds!

Shown left, a 'standard quality' gourd was used to create this beautiful pot with ginkgo leaves. The minor shell blemishes are concealed with the use of **Cordovan GourdMaster™ Transparent Acrylic** (which is still transparent but has a heavier pigment load and thus gives better coverage than GourdMaster™ Ink Dyes).

On the Web: www.WelburnGourdFarm.com

Call 1-760-728-4271 Open Mon-Fri 10am-4pm PST



Easily Clean the Inside of Your Gourds in Just Seconds Instead of Hours!

"I love the gourd cleaning ball. I have used many, many tools from hand sanding, paint strippers, gourd wands, and genies. I have found the Easy Cleaner Ball to be my favorite and use it all the time now." - **Dianne Connelly**, artist and instructor



The Easy Cleaner Ball has a durable, gravel-like surface that removes even the most stubborn dried gourd pulp in seconds flat! Choose from 4 sizes and 2 grit options (coarse and fine).

Simply attach the ball to your electric hand drill and the spinning action of the drill does all the work!

- Guaranteed built to last
- Clean out any size gourd
- Comes in coarse and fine grit with long or short shafts
- Fits any standard drill
- Shaft extenders are available



Open Mon-Fri 10am - 4pm PST



Shop Online: www.WelburnGourdFarm.com
Or Call Us: 1-760-728-4271

Craft Leather for Sale

"Get Creative with Leather"



Various colors, sizes, textures and prices. Use on gourd art, dream catchers, purses, arts/crafts, and other fun projects.

Contact JoAnn Clark
b4gourds@yahoo.com
Phone: 760 749-9410

Sawdust Connection

"The Pyrography Specialists!"

Serving you since 1999



Razertip Systems, Pens & Accessories

~ Home Of The Original Pyrography Starter Kits ~

PROXXON

Mini Saws, Starter Kits,
Blades & Transformers

RAZAIRE 530

Dust Collection System,
Filters & Accessories



FOREDOM

Flexible Shaft, Portable &
High Speed Micromotor
Tool, Starter Kits, Burs &
Accessories

Dye Ink & Starter Kits
Applicators ~ Brushes
And Much More!!!

Check Our Website For
A Complete List Of
Gourd, Pyrography &
Craft Supplies & Tools!

Gourd & Pyrographic Art
Free Online Gourd &
Pyrography Tutorials

www.GourdSupplies.com
www.pyrography-gourd-art.blogspot.com
505-506-3558
Nedra@GourdSupplies.com

Featuring the only power tools designed expressly for gourds!

We have created these tools
for you – the gourd artist

New

variable speed power supply!

We have created these tools
for you:
the gourd artist

The Gourd Saw #7001

The Gourd Drill #70002

Gourd Sander 70006

The Gourd Tool Kit #70011



- Quiet
- High speed
- Easy to maneuver
- Convenient on/off switch
- Light weight
- Fits a woman's hand comfortably
- Works with multiple power sources.
- Adaptable to other gourd crafting accessories
- Rounded ball foot for line of site access.



Our Gourd Saw is quickly becoming the most popular jigsaw for cutting gourds!



Our miniature power tools fit comfortably in your hand



Order online with our secure shopping cart
Check out our website for more gourd
crafting tools, books and supplies
www.caning.com

The Caning Shop

926 Gilman St • Berkeley, CA 94710

FREE CATALOG • 1-800-544-3373

The Editors Vine

Hello,

I would like to thank everyone that helps with the copy, pictures and ad support of the Golden Gourd Newsletter. Without your support we could not have this wonderful newsletter. A very special thank you to Lisa Baurmeister, Jody Dingivan, Olive Moore and Sylvia Nelson, and for doing a great job with all of the pictures for the three competitions and festivals. More will be at the website in the coming weeks. And to Olive Moore for proof reading for me, this issue was a real dozy with the three events in one issue. I apologize for the lateness of this issue.

The CGS board and patch leadership continue to work hard on your behalf. If you are interested in volunteering , being a teacher or vendor please contact the host patch or festival host directly.

For the most current information please visit the California Gourd Society website at: www.californiagourdsociety.com -We will be updating it in the coming days and weeks.

Remember this is “YOUR” newsletter if you have anything you would like to have in the next issue please forward to me. Maybe you attended a recent festival, made something new or tried a new product? Now is the time to send in any dates you have for upcoming events in 2018 you want to get them on the calendar. The deadline for submitting items for the Winter issue is January 31, 2018. The issue usually goes out mid to late February.

Members are encouraged to use the “Members Only” section at our website. And for those of you that like a more INTERACTIVE social network you can LIKE us on our *Face Book page*. This is a perfect place to let our members know where they can find you and your gourds for sale or on display during this holiday season. Our facebook page link is at: <https://www.facebook.com/californiagourdsociety/>

This is a great time to renew your CGS Membership or give as a gift you can pay online or with check. All the information is at our website: <http://www.californiagourdsociety.com/Join-Us.html>

If you do find an error please send me an email and I will correct the archive copy and print a correction in the next issue. Please note my new email address and add to your address book: editorgoldengourd@californiagourdsociety.com

Thank you for your continuing support!
Mary Bliss -Editor Golden Gourd 120317v2

The editor reserves the right to edit any submissions for content and consistency.
All contents copyright © California Gourd Society 1997— 2017.



Article/Ad Deadlines - 2018

- Winter 17/18.....January 31, 2018
- Spring.....April 15, 2018
- SummerJuly 15, 2018
- FallOctober 15, 2018

Note: The newsletter is emailed to our members approximately 30 day after the deadline for content.

Ad Rates – 2018

Half Page \$25
3” X 3” \$15

Business Card (members only) \$5
Golden Gourd Newsletter Annual Cost \$2,400.00

MISSION STATEMENT

To promote the horticulture, crafting and appreciation of the hard-shelled gourds (*Lagenaria Siceraria*) by providing charitable and educational activities to members of the society, growers, artists, crafters, business people and the public through community support and education.