

# THE GOLDEN GOURD

THE NEWSLETTER OF THE CALIFORNIA CHAPTER OF THE AMERICAN GOURD SOCIETY

VOLUME 6, ISSUE 3

SPECIAL GOURD FAIR LA EDITION 2004

## Ever been to a GOURD PARTY?

Gourd Fair LA 2004 - October 22, 23 and 24  
 Arboretum of Los Angeles County, 301 E. Baldwin, Arcadia

**W**ell, Gourd Fair LA is one big party event in one of the most beautiful settings imaginable. The Gourd Fair LA takes place at the feet of the glorious San Gabriel Mountains at the historical home of an early California oil baron, Lucky Baldwin. Now known as the LA County Arboretum, these historic premises are home to a Queen Ann stable, a vintage adobe, Tongva tule homes, blissfully idyllic gardens, lakes and ponds AND GOURD FAIR LA!!!

Gourd Fair LA is sponsored by the California Gourd Society and the Arboretum of Los Angeles County in Arcadia, California from Friday, October 22 through Sunday, October 24, 2004. On October 22, the Gourd Society will offer a "Gourd College" with an emphasis on learning gourd art techniques that are inspired by cultural groups from around the world. On October 23 and 24 free public demonstrations, art exhibits, children's hands-on gourd crafts, live music, guest speakers, world-class gourd art exhibits, and the best of art tools and gourds will be available. Gourd College classes will continue throughout the weekend.

You can find the perfect match for your skills and wishes by logging on to [gourdfairla.org](http://gourdfairla.org) to see samples and descriptions of all classes taking place. Invite a friend and insure you'll have double the fun! Bring your children and they will take home a free mini-gourd art project.

On Saturday and Sunday, special exhibitions of Chinese historical gourds will be shown in Ayres Hall. Contemporary Chinese gourd artist, Zhang Guojun and members of the Huludao China Gourd Society will be speaking about the artistic revival of gourd art in China today and demonstrating the Chinese art of gourd molding.


Visiting New Mexico artist Robert Rivera will show his world-famous, Native American-inspired gourds and speak about the creative processes he uses to create his unique art. Pat Boyd, creator of astonishingly exquisite African-inspired sculptures, returns this year to exhibit her sculptural tributes to the graceful people of Africa. The African theme will be continued with musical performances by Rasheed Ali, a Pasadena-based artist celebrating his Afro-Caribbean heritage with inspired percussive rhythms. Chinese flute master Yan Fuxing will play Chinese wind instruments, focusing on his fine collection of gourd flutes. Mr. Yan has dazzled audiences around the world with his inimitable ability to simulate bird song, earning him the title of "Bird Uncle" throughout Asia and the South Pacific.

From native peoples of Mexico, inspiration for the creation of musical instruments made from gourds has captivated the imagination of Martin Espino. Martin is known for his interactive performances with Yaqui gourd water drums, gourd rain sticks and a variety of

*continued on page 2*



Robert Rivera's maiden can be yours! see pg 6



LOS ANGELES COUNTY ARBORETUM  
& BOTANIC GARDEN

See [www.gourdfairla.org](http://www.gourdfairla.org) for up to the minute class descriptions and schedules.

**INSIDE...**

How CGS Works.....	2
Gourd Fair LA 2004 Overview.....	3
Gourd Fair LA Schedule of Classes.....	4-6
Speakers at a Glance.....	7
Fertility Goddess Challenge.....	7
2004 Gourd Fair LA Registration.....	8
California Gourd Society Membership Application..	8
Vendors List.....	8



# President's Message

## How CGS Works

The California Gourd Society is a non-profit (501c3) organization. Our mission statement is "To Promote the horticulture, crafting, and the appreciation of the hard shelled gourds (*Lagenaria*) by providing charitable educational activities to members of the society, growers, artist, crafters, business people and the public through community support and education." Our funds are received through annual memberships and various fundraisers throughout the year. These funds are used to help us meet the goals of our mission statement. The governing body is a board of directors comprised of president, vice president, vice president of communications, vice president of membership, secretary, treasurer and various board members. Every officer takes on a multitude of responsibilities without which the Gourd Society could not function. Many additional members help out as patch leaders, photographers, event coordinators, festival supporters, judges, assistants; all kinds of chores are done willingly and competently by our members. THEY ARE ALL VOLUNTEERS! This is a spectacular achievement!

The California Gourd Society sponsors two events each year and participates in a number of festivals. Our show is called Gourd Fair LA and we see it as an opportunity to get together each October and further our quest of fulfilling the mission statement. To this end, we have vendors, exhibits, gourd growers and a continual outreach toward multi-cultural users of gourds. Our other annual event is a competition hosted by the Welburn Gourd Farm each June. The Welburns donate space and publicity to insure a beautiful and well run competition. Member judges, guest judges and entrants from all over North America participate each year in this impressive show held during the Welburn International Gourd Festival in June. Through this competition, CGS continually strives to "raise the bar" in the world of gourd art, refining both competition and judging standards.

To get involved, call or email your patch leader, call or email an officer (info on calgourd.com) or just jump in at the next opportunity and help out! Volunteers are ALWAYS needed for every event. It is our volunteers who make the California festivals the envy of the gourd world. We are very fortunate to have such wonderful members, such an active gourd society, such dedicated officers and such brilliant opportunities to participate and be a part of this wonderful organization.

*Thank you for making it all happen!*

*Leigh Adams*

other gourd instruments. Traveling from Peru, in the South American continent, Julio Seguil Rios will be exhibiting his work and the creations of his small village. The Andean artists specialize in etching the daily life of Peruvian culture into the locally grown hard-shelled gourd. Peruvian artist, Tito Medina, will be teaching and demonstrating contemporary Peruvian carving.

In the American style, an old fashioned, US harvest theme will set the tone for displaying gourd head scarecrows and other garden creatures around the Arboretum grounds. California Gourd Society members and local schools are creating life size scarecrows and gourd fantasies for photo opportunities and family fun.

As part of the Gourd Society mission, a challenge has gone out to member artists to create three dimensional fertility goddesses made from hard shelled gourds and gourd pieces. These figures are inspired by ancient cultures that created bone, stone and metal goddesses seen in museums and art collections today. Inspired by these ancient pieces, the gourd artists from the California Gourd Society have interpreted the figures in new and delightful ways. A gallery exhibit of the figures will be available in Ayres Hall on Saturday and Sunday to delight the eye and inspire new approaches. This will undoubtedly be an inspiring and exciting new direction in gourd art.

Gourd Fair LA sponsor, Los Angeles Zoo, will be demonstrating uses of gourds in animal enrichment activities. They will display gourd art being donated by artists to support this work (now employed in a number of zoos), pioneered by the California Gourd Society and the LA Zoo Enrichment Team.

We encourage the public to join us in viewing and celebrating American and international traditions around the world's oldest cultivated, non-edible plant - the hard shelled gourd!



### • NEWSLETTER DEADLINES •

— *electronic submissions preferred, please* —

Spring - Feb. 20, 2005 • Summer - May 21, 2005  
 Fall - Aug. 20, 2004 • Winter - Nov. 19, 2004

**Leigh Adams** .....(lladams@earthlink.net)

**Carol Rookstool** .....(crookstool@fidm.edu)

**Lisa Toth** .....(gourdiva@verizon.net)




**Gayle Nicholls** ..... (gourdpatch2004@yahoo.com)

**Lorraine C. Valenzuela** .....(basketgourd@earthlink.net)

The Editors reserve the right to edit any contributions for content and consistency.




The Gourd Fair LA 2004 will feature many classes through out the day during the fair.  
**Prepaid registration required Fee schedule:** 5 hour classes are \$50, 3 hour classes are \$30  
 Plus: Materials fee payable to teacher on the day of the class

FRIDAY, OCTOBER 22	SATURDAY, OCTOBER 23	SUNDAY, OCTOBER 24
<p><b><u>CLASSES 9am-2pm (5 hrs)</u></b>                      101 Dream Catcher in a Gourd Structure                      102 Dolls in Three Dimensions                      103 Mayan Drum                      104 Weaving Natural Garden Materials                      105 Carving and Foiling - Rebecca Cileo ***</p> <p><b><u>CLASSES 9am-12pm (3 hrs)</u></b>                      106 Decoupage Bowl</p> <p><b><u>CLASSES 1pm- 4pm (3 hrs)</u></b>                      107 Jewelry with Molded Chinese Shards                      108 Peruvian Gourd Carving</p> <p><b><u>SPEAKERS</u></b>                      5:30pm Martin Espino                      Pre-Columbian spontaneous fun fest!</p>	<p><b><u>CLASSES 9am-2pm (5 hrs)</u></b>                      201 Juju Purses from Gourds                      202 Gourd Oil Lamp                      203 Wax Resist                      204 Air Dry Clay on Gourds**                      205 Foiling on Gourds                      206 African Drum</p> <p><b><u>CLASSES 9am-12pm (3 hrs)</u></b>                      207 Woodburning Furry Creatures *                      208 Weaving with Philodendron</p> <p><b><u>SPEAKERS</u></b>                      11:00am Betty Finch                      Gourd Gardening Part 1 of "Inside Betty's Mind"                      12:00pm Mike Wong                      Gourd Instruments of Hawaii</p>	<p><b><u>CLASSES 9am-2pm (5 hrs)</u></b>                      301 Gourd Clock                      302 Wooly Weaving                      303 Gorgeous Gourd Purse                      304 Beaded Goddesses                      305 Wax Resist and Fanciful Hair Doll                      306 Air Dry Paper Clay **                      307 Peruvian Gourd Carving</p> <p><b><u>CLASSES 9am-12pm (3 hrs)</u></b>                      308 Quick Wire Doll/Feather Headdress                      309 Ethnic Jewelry                      310 Aboriginal Influence Gourd Tile                      311 Magical Masks                      312 Heavy Metal</p>
<p><b><u>CGS DINNER</u></b>                      6:30pm Bird Uncle (tickets required)</p>	<p><b><u>MUSIC</u></b>                      12:30pm to 4pm TBA</p>	<p><b><u>MUSIC</u></b>                      11:00am to 4pm TBA</p>
<p></p> <p></p> <p><b>Martin Espino</b></p>	<p><b><u>CLASSES 1pm- 4pm (3 hrs)</u></b>                      209 Gourd Rattle***                      210 Wacky Birds                      211 Woodburning Flowers and Fauna*                      212 Washi Japanese Paper on Gourds</p> <p><b><u>SPEAKERS</u></b>                      2:00pm Robert Rivera                      An Artist's Story                      3:30pm Huludao Gourd Society                      A New Look at Chinese Gourd Art</p>	<p><b><u>SPEAKERS</u></b>                      12:00pm Pat Boyd                      An Artist's Story                      2:00pm Don Weeke                      Creativity is Where You Find It                      3:00pm Huludao Gourd Society</p> <p></p> <p><b>Faena Brava</b></p>



**Martin Espino**



**Rasheed Ali & Rain People**

**Faena Brava**

## FRIDAY - OCTOBER 22, 2004

### 9 am to 2 pm (5 hour classes)

#### **101 Dream Catcher in a Gourd Structure—Kathy Riker**

Students will be furnished with a clean and prepared gourd. Students will then dye and drill their own hole for the opening. Students will learn how to stitch a perfect dream catcher on their gourd. Weaving will be done with 3-ply, waxed linen with a variety of colors to choose from. The rim will be finished off with leather. Student will embellish the dream catcher with beads. All supplies are furnished and you will leave class with a finished project. *Materials fee: \$10.*


#### **102 Khatiti Gourd Doll Altar Figure—Angela Briggs**

Students will learn to create a personal altar figure or shrine using gourd pieces. Learn how to apply leather, joinery techniques without glue and a hinged door with a special latch. Angela will show you her unique techniques of sanding, staining and applying hair or headdress using natural treasures. Embellish with beads, feathers, clothe, shells, bells and unorthodox wood burning techniques. If you have a special item for your shrine, bring it to place inside with special "little things" supplied by the instructor. *Materials fee \$20.*



#### **103 Mayan Drum—Guillermo Martinez**

Guillermo brings a lifetime of experience to share with students as they create a tunable drum inspired by the deep roots of the Mayan culture. This class begins with an understanding of the cultural traditions used by instrument and basket makers in indigenous cultures. Use leather dyes, prepared leather drum heads, unusually strong gourds, and ornamentation techniques to create a drum that your friends and family will admire. Guillermo will introduce students to drumming techniques and will also be performing throughout the weekend festival. Everything provided. *Materials fee \$65.00* (covers cost of prepared drum heads, special gourds & lacing materials.)



#### **104 Weaving Natural Garden Materials—Cookie Hanson**

Learn to twine using garden materials. Create magic with dracaena draco, watsonia, tritonia, split leaf philodendron, palm inflorescence and sea grass. Learn to create "hills and valleys" and asymmetrical designs for an informal, natural look. Preparation of plan materials will open your eyes to many possibilities that are hidden in gardens, parks, private and public spaces. All materials will be supplied. *Materials fee \$10.*

#### **105 Carving and Foiling—Rebecca Cileo**

Learn how to use your own rotary (Dremel-type) tool to create relief carving on a gourd bowl. Accent your design with foil and/or gold leaf. Students must bring your own rotary tool and tips. Rebecca will have a selection of tips to try. There will be an assortment of patterns to choose from and you will learn easy pattern transfer techniques. Enhance your design if you bring a woodburner. A great opportunity to get comfortable with a rotary tool! *Materials fee: \$10.*



### 9 am to noon (3 hour classes)


#### **106 Decoupage Bowl—Mary Prior**

Students will finish a large functional bowl with decoupage, waterproof interior and a woodburned and dyed exterior. Come and learn these four useful and fun techniques. *Materials fee: \$12.*

### 1 pm to 4 pm (3 hourclasses)

#### **107 Jewelry with Molded Chinese Shards— Leigh Adams**

Create beautiful pieces of jewelry with shards of molded Chinese gourds. We will employ many varieties of techniques and using "seconds" or "problem gourds", we'll create enchanting brooches, necklaces or mini sculptures. Bring your own beads, wire and jewelry tools. We'll have woodburners and colorants.



#### **108 Peruvian Gourd Carving— Tito Medina**

Come and learn Peruvian style carving with Tito Medina. Tito will teach you to use the traditional "burin," a hand-made instrument that can carve or inscribe the gourd surface. You will be recreating an ancient art form practiced by the Inca to record daily life in the towering mountain tops of Peru. *Materials fee \$10.*



## SATURDAY - OCTOBER 23, 2004

### 9 am to 2 pm (5 hour classes)


#### **201 Juju (Magic) Pouch from Gourds – Angela Briggs**

In this workshop you will learn some unusual ways of using leather, woodburning, stain and latch techniques with gourd pieces. Create a waxed linen cord and embellish with beads and brass ornament. Angela will discuss the historic background of the JuJu bag, which inspired this project. Bring along a personal memento to store in your completed project. *Materials fee: \$20.*



#### **202 Gourd Oil Lamp – Laura Makey**

In this easy and delightful class, students will complete a gourd project from start to finish. Dried gourds will be cleaned and then sponge-painted with acrylics to create a Monet-style impressionist water lily effect. A glass oil lamp insert completes this functional project. *Materials fee: \$10* includes oil lamp insert and metal display stand.



**CHECK THE WEBSITE FOR THE UP TO THE MINUTE VENDOR & CLASS LIST.**

NOT GETTING YOUR GOLDEN GOURD,  
PERHAPS YOUR MEMBERSHIP HAS EXPIRED.

*Don't miss another issue.  
See page 8 to renew your membership.*

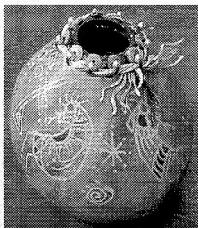
# GOURD FAIR LA 2004 SCHEDULE OF CLASSES

## SATURDAY - OCTOBER 23, 2004

### 9 am to 2 pm (5 hour classes cont'd)

#### 203 Wax Resist – Kathy Riker

Learn this very old and charming technique of wax resist. A cleaned and prepared gourd will be provided. You will learn how to use the kitska, bee's wax and candle to create wax patterns on the gourd. The wax patterns will be completed with leather dye. When the wax is removed, it will create the illusion of African Mud Cloth. The project can then be embellished with sea grass, shell and beads. Each piece will be one of a kind. *Materials fee \$10.*



#### 204 Air Dry Clay on Gourds – Lisa Gatz \*\*

#### 205 Foiling a Wall Sconce with Gourds –Merilou Jenkins

The sophisticated design of this project emphasizes the fact that both beginner and advanced students can attain beautiful results under the direction of this award winning teacher. You will complete a unique wall sconce in this class but your eyes will be open to new and expanded uses of your new-found skills. The use of dyes and stains, combined with foiling techniques will amaze you. *Materials fee \$15.*

#### 206 Traditional African Gourd Drum – Rasheed Ali

International Recording Artist and Music Educator; Rasheed Ali will lead a class in: "How to make a Traditional African Gourd Drum". Students will make a 'Bendre' (Laced Kettle Drum) from the Sahel region of west Africa. Rasheed will give a historical talk on: "The Gourd in African Culture" as well as demonstrating African drumming techniques. Rasheed's gourd drums have been featured in museum exhibitions: The California African American Museum exhibition: "Rhythms of the Soul" (African instruments in the Diaspora) 1999-2000 and The Smithsonian Institute Traveling exhibition: "Hearts & Hands" (Instrument Makers in America) at the Fullerton Museum Center 2003-2004. Supplies you need to bring: Hole Punch, hammer, Awl, saw, sandpaper, scraping and cleaning tools, scissors. *Materials fee \$30.* (covers cost of Large



*Materials fee \$30.* (covers cost of Large

### 9 am to noon (3 hour classes)

#### 207 Woodburning Furry Creatures – Noi Thomas \*

From chipmunks to wolves and bears, everyone loves to admire woodburned images of the furry creatures. Noi will teach you how to create fur with soft woodburning techniques. A choice of patterns will be available to start you on this fascinating technique. Students must bring a professional woodburner. A variety of tips will be available to try different techniques. *Materials fee: \$10.*

#### 208 Stitching with Philodendron – Diane Calderwood

Learn how to design, drill holes and attach the incredible philodendron sheath to your personal art project. Prepare date palm and philodendron with a custom designed embellishment to create a center of interest that is unique. From the natural world you can bring gourds and nature's fibers together. All materials provided. *Materials fee: \$20.*

### 9 am to noon (3 hour classes)


#### 209 Gourd Rattle – Paul Klopfenstein

Everyone loves the soft tones of rattles as they accompany lively music. If you can tap your toe, you can learn to shake your own "work-of-art" rattle. The hard-shelled gourd is a perfect resonator, your creative design will provide the unique design. *Materials fee: \$10.*

### 1 pm to 4 pm (3 hour classes)

#### 210 Wacky Birds – Jill Walker

Enhance the bird-like shape of a gourd and create a standing bird figure. Use wood burning, leather dye and the Dremel to decorate the surface. Complete the figure by embellishing it with feathers, of course. If you have them, please bring a wood burner and or a Dremel tool. These techniques can be used later to create new art on your own. *Materials fee \$ 10.*



#### 211 Woodburning Flowers and Fauna – Noi Thomas \*

Soft woodburning of leaves and petals of your favorite flowers. Learn how to transfer patterns and create mementos of floral beauty onto the surface of the magical hard-shelled gourd. Students should bring a professional woodburner such as the Detail Master. Learn the little tricks that make foliage come to life on your creation. *Materials fee: \$10.*

#### 212 Washi Japanese Paper on Gourds – Lynne Everett

Washi paper eggs are a traditional Japanese craft but we have expanded on the theme by using egg gourds and mini-gourds. Students will learn how to apply the beautiful patterned washi paper and to combine silk cording, charms and beads to create a unique Japanese inspired art piece. All materials will be provided but students are asked to bring craft scissors. *Materials fee \$10.*

## SUNDAY - OCTOBER 24, 2004

### 9 am to 2 pm (5 hour classes)

#### 301 Gourd Clock – Lynne Everett

It's about time... time to create your own gourd clock for your home. Draw your own pattern or experiment with the new pyrography stencils and leather paint for a fast, easy way to design the clock face. Choose driftwood or twigs for the hanger and complete the project for a new way to display your gourd art. Bring a wood burner if you have one. *Materials fee \$15.*

#### 302 Wooly Weaving – Kathy Riker

Description: Student will learn how to weave on a gourd with a multitude of colors and fabrics. There will be a large choice of colors to choose from. Weaving will be done with wool, cottons, linen, silks and other fibers both natural and man made. Students will learn how to use round reed and how to weave in 3 different easy ways. Each gourd will be finished in class and no two gourds will look alike. *Class fee: \$10.*

*continued on page 6*

[WWW.GOURDFAIRLA.ORG](http://WWW.GOURDFAIRLA.ORG)

# GOURD FAIR LA 2004 SCHEDULE OF CLASSES

## SUNDAY - OCTOBER 24, 2004

### 9 am to 2 pm (5 hour classes cont'd)

#### **303 Gorgeous Gourd Purse—Pat Estes**

Gourds have been used by every culture as utilitarian objects embellished in many ways. Using canteen gourds, we will explore the use of colored pencils and permanent markers to create a unique and personal purse that is a work of art. When not in use, display this heritage piece as a work of art. Students will learn to select a design motif, prepare the inside of a gourd, drill holes and create a closure. *Materials fee \$10.*

#### **304 Beaded Goddesses – Lorraine Valenzuela**

Create a beaded goddess doll with a gourd face. The doll is shaped with wire and beads are then added to create a goddess with individual characteristics accentuated with patterns, color and texture. Students will not finish this project in class, however, the main components of the figure will be in place. A completed doll takes about 8 – 10 yours of work and it is spectacular! You will learn everything needed to complete this project and to create new designs in the future. Please bring small jewelry round pliers, Chain nose pliers and diagonal wire cutters if you wish to use your own tools. *Materials fee is \$20.*

#### **305 Wax Resist and Fanciful Hair Doll – Jill Walker**


Create this petite beauty by joining two gourds to form a figure. Apply beaded hair and decorate the surface of the figure using a way resist technique. The figure will be fully decorated yet the natural surface of the gourd will be allowed to show through the design. Make it a rattle! Put bells inside! Get creative. If you have them, bring a kitska, wax, fine paint brushes, X-acto knife and long tweezers. *Materials fee \$10.*

#### **306 Air Dry Paper Clay – Stasia Spade \*\***

Learn to use paper clay to model faces, hands and embellishments to attach to gourds. Students should bring small sponges, spray bottle and acrylic paint for flesh tones. Use of molds and other techniques will be used. *Materials fee: \$20.*

#### **307 Peurvian Gourd Carving – Tito Medina**

Come and learn Peruvian style carving with Tito Medina. Tito will teach you to use the traditional "burin," a handmade instrument that can carve or inscribe the gourd surface. You will be recreating an ancient art form practiced by the Inca to record daily life in the towering mountain tops of Peru. *Materials fee: \$10.*



### 9 am to noon (3 hour classes)

#### **308 Quick Wire Doll/Feather Headdress – Cookie Hanson**

African-style, gourd head fantasy doll. Feathers used as a symbol of exotic head dress and beads used to represent tribal jewelry. Totally imaginative, yet inspired by the traditions of the African continent.. A playful foray into the quick world of doll making. *Materials fee \$10.*

### 9 am to noon (3 hour classes cont'd)

#### **309 Khatiti Amulet Necklace – Angela Briggs**

Students will create an unusual necklace with an amulet – all made from gourd pieces! Inspired by Africa and Asia, you will learn to make a hinge and closure. Sand, stain and add woodburning techniques, waxed linen and beading to transform your creation into a piece of art that looks as though it was aged with time. Students may bring rotary tools (Dremel-type) and woodburners if they wish to learn these techniques. *Materials fee: \$10.*

#### **310 Aboriginal Influence Gourd Tile – Larry McClelland**

Master the technique that you can use to create all kinds of designs as you learn more about gourd art. Inspired by Australian Aboriginal art, your project will use colors from the rainbow and graphics that are representational or abstract. Use acrylics, use color, use design and then attach a hanger for a wall hanging. *Materials fee: \$10.*

#### **311 Magical Masks – Jeanne Ames**

Students will learn a variety of techniques to complete an animal mask made from a gourd. Painting, including intricate patterns with paint pens, adornments and woodburning are some of the methods we will be using. The class is appropriate for beginning or advanced students.. Tools will be shared, student may bring their own tools and supplies. Everything provided. *Materials fee \$10.*

#### **312 Heavy Metal – Carolyn Potter**

You will learn to bring together two of the most unlikely elements in art: the beautiful organic gourd combined with metal elements. This class sold out last year so join us for a new exploration of diverse elements combined into a lovely art piece. \*Student must bring a woodburner\*\*and hair dryer. *Materials fee: \$15.*

### OPPORTUNITY DRAWING

Internationally acclaimed artist Robert Rivera's beautiful Native American maiden can be yours!

Robert will draw the lucky ticket on Sunday, October 23.

Tickets are \$1.00 each.

#### Contact:

Niki Escobedo,  
827 E. Chevy Chase Dr.  
Glendale, CA 91205

or by email at [ENJAPF@aol.com](mailto:ENJAPF@aol.com)



## SPEAKERS AT A GLANCE

### FRIDAY

**5:30** .....**Martin Espino** pre-Columbian spontaneous fun fest! play along using Martin's original instruments!

**6:30** .....CGS Dinner (tickets required) **Bird Uncle**

### SATURDAY

**11:00** .....**Betty Finch** - Gourd Gardening Part 1 of "Inside Betty's Mind"

**12:00** .....**Mike Wong** - Gourd Instruments of Hawaii

**2:00** .....**Robert Rivera** - An Artist's Story

**3:30** .....**Huludao Gourd Society** - A New Look at Chinese Gourd Art

### SUNDAY

**12:00** .....**Pat Boyd** - An Artist's Story

**2:00** .....**Don Weeke** - Creativity is Where You Find It

**3:00** .....**Huludao Gourd Society**


.....from *Gourd Island China*, speakers will introduce gourd moulding, traditional gourds in historical uses and contemporary developments in China. Photos of Huludao will delight your imagination!



Martin Espino



Pat Boyd



Robert Rivera

## JOIN US FRIDAY EVENING FOR MUSIC & DINNER

**Martin Espino** will be leading an interactive musical delight followed by a sumptuous Mexican meal (vegetarian options).

**Diners** will be treated to the dulcet tones of the hulusi, a **Chinese Gourd flute played by Yan Fuxing of Huludao, China.**


**Music and reception at Friday - 5:30 pm**  
**Dinner in Sunset Garden at Friday - 6:30 pm**  
**Reservations: \$20 per person**  
**Deadline: October 18**

### Contact:

Lisa Toth, 410 Ivywood, Oxnard, CA 93037  
Telephone: (805) 604-7538  
email: gourdiva@verizon.net

## The Fertility Goddess Challenge

by Lorraine C. Valenzuela



After attending the CGS Asilomar Conference in April and being privileged to judge the mask contest, I have been obsessed and fascinated by the immense pool of artistic talent in the California Gourd Society. Experiencing the great commitment of all the participants in the creation of the masks challenge, I was overcome with an irresistible urge to... present a challenge for the Gourd Fair LA 2004 Festival in October!

Since taking Art History in college I have been attracted to images of the Fertility Goddess. She has been uncovered in archaeological digs in every part of the world. Almost all of these figures represent a nude female figure. She is presumed to be the mother and fertility goddess found from Asia Minor and the ancient Near East. The fertility goddess' ancestry reaches far back to the Old Stone Age. All of these figures share a distinctive shape and she appears in many cultures.

### HERE IS THE CHALLENGE:

The Gourd Fair LA 2004 steering committee is please to announce the Gourd Goddess Competition and Exhibit.

\*\*\*\*\**This competition is open to CGS members only.*\*\*\*\*\*

### Using Cycladic figures as an inspiration:

- ◆ Create a sculptural (3 dimensional) gourd goddess
- ◆ Must be primarily made from gourds and gourd parts
- ◆ Maximum dimension in any direction is 12"
- ◆ There is no minimum size
- ◆ Each entry must have a hanger firmly attached for display purposes (wall mounted)
- ◆ Must have a 3 X 5" index card with artist's name, contact information and a 25 word description

### There will be five \$100 awards:

- ◆ Best representation of ethnic goddess
- ◆ Most innovative use of materials
- ◆ Best use of gourds
- ◆ Most whimsical
- ◆ Most magical

### ENTRIES MUST BE MAILED TO:

Reign Trading  
CGS Goddess Competition  
3838 Walnut Grove  
Rosemead, CA 91770

**Deadline for receipt by us is Monday, October 18.**

# 2004 GOURD FAIR LA REGISTRATION

*The Arboretum of Los Angeles-ARCADIA*

**OCTOBER 22 - 24, 2004**

GOURD  
FAIR  
LA  
2004



No refunds after October 15, 2004. Prepaid registration required.


Registration in order of postmarked date.

**Fee schedule:**

5 hour classes are \$50

3 hour classes are \$30

**Plus: Materials fee payable to teacher on the day of the class**



(see [www.calgourd.com](http://www.calgourd.com) and [www.gourdfairla.org](http://www.gourdfairla.org))

**Clip and mail the form below.**

**Keep the top portion for your records.**

**Mail registration to** CGS c/o Charlene Hanson,  
13250 Fairfield Lane, #173F, Seal Beach, CA 90740

Name: \_\_\_\_\_

Address: \_\_\_\_\_

City and Zip Code: \_\_\_\_\_

E-mail address: \_\_\_\_\_

Phone number: (area code) \_\_\_\_\_

**FRIDAY:**

Class choice 1: \_\_\_\_\_

Class choice 2: \_\_\_\_\_

**SATURDAY:**

Class choice 1: \_\_\_\_\_

Class choice 2: \_\_\_\_\_

**SUNDAY:**

Class choice 1: \_\_\_\_\_

Class choice 2: \_\_\_\_\_

*final schedule subject to change.*

**Note:** Check hours and times carefully. If you select a 5 hour class, you will not be finished in time to also take an afternoon class on the same day.

Laughing Spirit Gourds	LA West Gourd Patch
Kathi & Paul Klopfenstein	Fiber Constructions
LA West Gourd Patch	Mac Crafts
Seven Spirits Gourd Art	Grain In Focus
Toth Gourd Works	The Caning Shop
Fiber Constructions	Fallbrook Gourd Patch
Candy Krueger	Mary Pryor

VENDORS