

# THE GOLDEN GOURD

THE NEWSLETTER OF THE CALIFORNIA CHAPTER OF THE AMERICAN GOURD SOCIETY

Volume 1, Issue 9

• Spring 1999

## FLYING HIGH WITH GOURD ART



Nancy receives a first place ribbon for her rattle at the Indiana Gourd Show in 1998.

regularly visits Japan, Nancy has been fascinated by the Japanese culture and especially their arts. While on a layover in Japan in 1990 she took a craft class on ways to use the beautiful 'washi' papers. Once home, she decorated blown eggs and later rocks with the cut paper, gold leaf and varnish and eventually took these to local stores. Very quickly these beautiful ornaments were seen not only locally, but nationally and internationally in stores such as Gumps and museum shops.

In 1995 a friend suggested that she might want to explore combining her cut paper technique with gourds. One brief introduction to the world of gourds, and Nancy was hooked. Although she has never taken a class in gourd crafting, she is able to look at objects and photographs, and figure out the processes involved. As Nancy herself says, "My whole start in gourds is a story of how one thing led to another. I have been very lucky to meet people who open doors and share new opportunities with me."

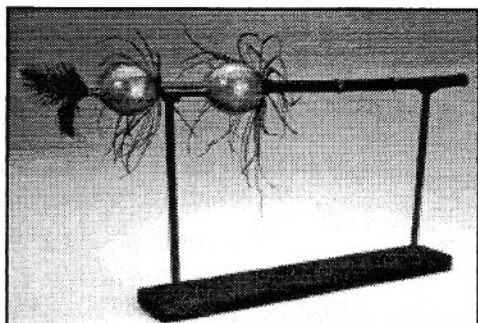

Initially Nancy used the whole gourd shell by partially covering it with rice paper and gold foil. Once she began cutting

Nancy Miller did not find gourds--they found her! No stranger to the arts, Nancy graduated from DePauw University with a degree in fine arts, and taught art at the junior high school level. All aspects of art, from appreciation to exploration, have remained important parts of her life. As a flight attendant who

the gourd open, her creativity took on new dimensions. Nancy now uses many different materials to embellish the gourd containers, including pods, shells, feathers, and found objects. Elegant pins are created by combining the tiny workings of watches and small brass brads. A style which has become particularly popular among collectors is the "floating pebbles". This technique involves carving the gourd shell and embedding small polished pebbles in the indentations. Colored grout fills the openings around the pebbles, and the entire shell is then polished.

A hallmark of Nancy's work is the exceptional finish on all the pieces. This is accomplished by first smoothing the surface of the shell before any work is started with the finest grade of wet/dry sandpaper and a mild enzymatic solution. The shell is then dyed to bring out the natural mottling. While Nancy originally used Ukrainian egg dyes, she found that these fade greatly over time, and has now switched to leather dyes and even colored shoe polishes. The gourd is then waxed and polished to bring out a very deep shine. Nancy learned this technique from military passengers whom she met years ago on her flights to Japan. The spit-polish

*continued on page 6*



"Double Whammie", a two gourd rattle made with black bamboo, black ostrich feathers, wood-burned, doll-house nail detail, dyed fish vertebrae on the end. The stand is made from wood, dowels, and the holders out of a gourd neck.

# President's Message


## Carol Rookstool

We hope you will take just a few minutes from your Spring activities to read this report from your CGS officers. The first week in February, the CGS board and representatives from 14 regions met in Three Rivers to conduct our annual business. The necessary papers to become a Non-profit, Public Benefit Corporation were initiated and will soon be filed with the California Department of Corporations. We believe that this is a necessary first step in holding a state-wide membership meeting next year.

Regional Coordinators from throughout California attended a day-long training session led by Vice President of Regional Groups, Ardith Willner. The purpose of this training was to help Regional Coordinators continue the local activities of CGS and to develop strategies to make CGS more accessible to all members. The names and addresses of the Regional Coordinators are listed to the right and we encourage each CGS member to contact the coordinator closest to your home. A variety of activities are scheduled up and down the state and we want everyone to take advantage of participating in those activities that are of personal interest.

This is the time to start marking your calendars for gourd events. Later on in this newsletter you will find a whole page of classes being offered this Spring and you will see announcements for several gourd festivals. I encourage you to attend the classes and festivals and to support the growers and artists who are taking precious time to share their efforts.

*Carol Rookstool, President*  
45493 South Fork Drive, Three Rivers, CA 93271  
Tel: (213) 629-5689; E-mail [crookstool@aol.com](mailto:crookstool@aol.com)



On a cold and rainy Saturday in February, dedicated folks congregated in the barn at the Rookstool Ranch to master the fine art of being a Regional Coordinator under the tutelage of Ardith Willner.

### MEMBER'S ON-LINE GALLERY

<http://www/calgourd.com>

Members featured this quarter are:

- Dalen Anderson
- Nancy Miller
- Don Weeke
- Jim Trueman

## CGS Board of Directors

<b>President</b>	Carol Rookstool ..... 213-629-5689 ..... <a href="mailto:crookstool@aol.com">crookstool@aol.com</a>
<b>VP-Communications</b>	Ginger Summit ..... 650-941-0101 .. <a href="mailto:gsummit@earthlink.com">gsummit@earthlink.com</a>
<b>VP-Membership</b>	Janet Hatfield ..... 408-735-7056 ..... <a href="mailto:ggrandjeh@aol.com">ggrandjeh@aol.com</a>
<b>VP-Programs</b>	Ardith Willner ..... 408-427-3833 ..... <a href="mailto:ardithk@aol.com">ardithk@aol.com</a>
<b>Treasurer</b>	Rita Tomlinson ..... 209-561-0804 ..... <a href="mailto:cbdad@mindinfo.net">cbdad@mindinfo.net</a>

## Regional Coordinators

(bold type denotes a new Gourd Patch or GP leader)

<b>Bakersfield</b>	Betty Finch ..... 805-589-3368
<b>El Dorado County</b>	Jo Ann Perry ..... 530-626-7624
<b>Fallbrook</b>	Mary Segreto ..... 909-678-8835
	Jo Rosenberg ..... 909-698-6106
<b>Hesperia</b>	<b>Lynn Trosko ..... 760-956-2087</b>
<b>Lake County/Mendocino</b>	<b>Joannis Mohrman ..... 707-274-8874</b>
<b>No. SF Bay Area</b>	Lynne Bunt ..... 415-459-3088
<b>Orange County</b>	Susan Sullivan ..... 714-997-4482
<b>Palmdale/Antelope Valley</b>	Margureite & Paul Smith ..... 805-722-0256
<b>Pasadena</b>	Mary Jane Jones & Ed Jasaitis ..... 213-224-8034
<b>Redding</b>	Coleen Wogoman ..... 530-357-3477
<b>Sacramento</b>	Anne Mitchell ..... 916-987-7027
<b>San Bernadino County</b>	Kathy Riker ..... 909-797-4591
<b>Santa Cruz</b>	<b>Jill Walker ..... 831-728-4427</b>
<b>Santa Monica/West LA</b>	Lillian Hopkins ..... 310-396-3266
<b>Santa Rosa</b>	<b>Connie Mygatt ..... 707-568-3010</b>
<b>South Bay-Long Beach</b>	Lorene & Jim Coleman ..... 310-769-0271
<b>So. SF Bay Area</b>	Carol Morrison ..... 650-493-2998
<b>Stockton</b>	Karen Makal ..... 209-887-3694
<b>Ventura County</b>	Pearl Reece & Fern Wesley ..... 805-482-3255
<b>Visalia</b>	<b>Toni Best ..... 209-627-5430</b>
	<b>Sue Erb ..... 209-562-4177</b>
<b>Walnut/Diamond Bar</b>	<b>Mark Workman ..... 909-598-1230</b>

# Regional Roundup



**San Bernardino Gourd Patch** is just checking in for the March issue of the Golden Gourd Newsletter. We've been very busy. Valerie Martinell is drying the crop of gourds she grew. She is helping all of us to prepare for spring planting. Debra Hagstrom & Darlene Propp have graduated from hand tools to power tools, that's when you know they're hooked! We have had demon-

strations on "Dream Catchers & Rattles."

Meetings are the second Monday of each month at 7:30 PM. Meet at Kathy Riker's home, phone 909-797-4591 for location. Up coming meeting dates are: March 8; April 12 - Mystery Gourd Exchange; May 10 - Pod exchange and share Mystery Gourd; June 14.

Field trips on the calendar are:

April 10 Welburn's Gourd Farm 10:00 am. bring sack lunch.  
May 22 Baal's Gourd Farm 10:00 am bring sack lunch. *kathy riker*

The newly formed **Ventura/Santa Barbara Counties Gourd Group** will be having it's first meeting on March 9, 1999 at McGrath Farm in Ventura. This meeting will be dedicated to getting organized and acquainted with each other. We have approximately 35 prospective members and appear to be a very diverse group interested in arts, backyard growers, and education. We have high expectations that the Ventura/Santa Barbara Counties Patch will be a talented, fun place to be. *fern wesley & pearl reece*

**No. SF Bay Gourd Patch:** The North Bay Gourd Patch meets every 6 weeks usually on a Saturday and have regular field trips in-between. Upcoming are: 3/1-Field Trip-Larry Tiller's Gourd Farm 762 Foreman Rd., Healdsburg; 3/14-Field Trip-Contemporary Crafts Show Ft. Mason, S.F. to hear Ardith Willner's gourd talk; 4/10 11:00-2:00 Patch Meeting, San Rafael ( call for directions); 5/16 Field Trip Canning Shop, Berkley. " We are having a Party." *lynne bunt*

**Sonoma Gourd Patch:** Due to sickness, I had to cancel my kickoff Santa Rosa Gourd Patch meeting. 10 CGS members had planned to attend with as many interested in future meetings.

I am rescheduling a meeting for Saturday, March 20 from 1 to 4 PM. As planned before, it will be at my house in Santa Rosa. Please call for directions if you don't already have them, (707) 568-3010. I'm looking forward to meeting all the great people I talked to via the phone. We should have a terrific Sonoma group. *connie mygatt*

From the **Santa Cruz Gourd Patch** we hear: Our next meeting will be Saturday, March 20th, 1999, 11:30 AM. - 2:30 PM. The hostess is Kay Miyamoto-Mill who lives in Soquel. Main Events: A potluck- bring something to share); Show and Tell - bring your latest creation(s); Program: Discussion of growing gourds in our area, the pleasures and possible problems. We will also distribute some free seed, compliments of Ginger Summit's new project aimed at identifying and standardizing gourd shapes and names; We will also offer a Gourd-in-a-Bag decorating challenge for the adventurous. For more information contact Jill, [gourdwalkr@aol.com](mailto:gourdwalkr@aol.com). *jill walker*

**Antelope Valley:** Well, I think everyone has come out of hibernation from the cold weather and I'm sure they have been busy getting ready for this next year. Now is the time for all the shows, festivals and art exhibits to start. We didn't have much rain but we really had a lot of cold. The Baal's Tree and Gourd farm is ready to start selling their new crop, so if your ready to buy call 661-947-7121. They have also started their gourd classes for this year. And the classes for the rest of the spring are listed on page 11.

It was nice to see faces with names at the annual meeting of CGS officers and Regional Coordinators in February. There is so much enthusiasm among everyone, that it is just great. Input on new ideas is always needed, so I hope everyone let's their reps know what they think. There is certainly a lot of talent out there. Here's to a better and even more active year.

If anyone is interested in taking a "Cut, Burn, and Learn Class" which will be an intense class with carving, engraving and burning, let me know. It will give you a chance to try different burning tips before buying them. You can email or call me at 661-722-0256.

I am looking forward to meeting more members at the festivals. I would like to congratulate and thank Jo Ann Perry for doing such a great job on our Web site. She has put so much effort and hard work into making it the best she can! *marguerite smith*

## ANSWERS TO LAST MONTH'S RIDDLES

What Gourd Patch leader recently won First Place at the Ohio Gourd Show for his/her wonderful gourd mask? *The charming and energetic Betty Finch, aka Gourd Geek, of course! FYI - Betty has made herself a wonderful gourd cap identifying herself as a Gourd Nerd!*

What Gourd Patch is sometimes known as "Gourdo & the Gourdettes"? *The busy Marin County Group. Stefan Schneider can probably tell you who Gourdo is.*



From the new **Gourd Patch in Redding:** The first meeting will be held Saturday, March 20 at 10:00 AM at Harmony Hill Farm, and is open to all people interested in learning and sharing information on

crafting and design of the gourd. Please come and join the club early in it's development and help in the planning of future events. We will need to come up with a creative name for the Gourd Patch and suggestions are welcome.

This meeting will be focused on identifying what a gourd is, it's many uses, and where to get it locally. We will also discuss some of the beginning aspects of gourd crafting.

If you are already a gourd designer, please bring your work for the display table. Don't be afraid to put a price tag on it,

*continued on next page*



# Regional Roundup, cont'd

continued from page 3



because gourd crafters are also gourd buyers. Clean dried gourds will also be available for purchase.

Future meetings are planned to discuss in detail, the many techniques used for gourd crafting. A number of artists from around the state have agreed to attend future meetings and share their techniques with the group.

For more information, and directions to the meeting, please call: *Coleen Wogoman* at (530) 357-

or *Rebecca Cileo* at (530) 357-4855

The **Santa Monica/Westside Gourd Patch** is changing its format to the third Thursday of every month instead of every other month. We have a theme for each month, and members are encouraged to create an ornament with that theme and bring it to share. The next meeting will be 7:30 P.M. Thursday, March 18, and the theme is St. Patrick's Day. *lillian huplin*

And from **Stockton** we hear: Our first meeting of our new gourd patch was great. We had 10 people there. We all shared ideas and what we want from this gourd patch. Our next meeting will be May 15, 1999 at 10 am at The Gourd Factory. Bring along wood burners, Dremels or what ever you use on the gourds we will be sharing how to use all the different tools. *haver mark*

The **Fallbrook Gourd Patch** awakened from a long winter's slumber with a meeting at **Welburn's Gourd Farm** on Feb. 27. It was great to see many familiar faces, meet newcomers, and share our latest creations. Welcome to **Jo Rosenberg**, our new co-leader, along with the five new members who "sprouted" from this first meeting.

It was agreed to continue meeting at **Welburn's** with our next gathering scheduled for May 15th at 10 AM. We invite anyone with an interest in gourds and a desire to nurture their creative spirit to join us. *mary segreto & jo mendeney*

(Z) **Gourd Miners** (Sacramento Valley Region) meet from 10 AM - 2 PM on the second Saturday of each month at **Zittel Farms** in **Folsom**. Each month we work on a different gourd project. For the March meeting we will be making rattles. *ann mitchell*

**Calabash Club of Silicon Valley**: The first event of 1999 took place on February 28, when **CCSV** member **Pat Nagel** presented a program "Decorative Arts & Gourds: Compatibility

Unlimited." Thirty-four members appreciated the opportunity to learn the history of this European folk art tradition and see examples of traditional techniques and how they could be applied to gourds.

The "Calabash Crafters," members who do shows together, just received word of their acceptance into the **Stanford Spring Faire**, a highly regarded juried show, held annually on Mother's Day weekend. About a dozen artists will show and sell together. **Judy Cunningham** will coordinate the event.

Plans are moving forward for a silent auction fund raiser for our June 6 meeting. **Judy Heintz** is the event coordinator and is actively soliciting auction items.

The next meeting, scheduled for April 11, will be a drum workshop presented by **CCSV** member **Barbara Johnson**. Each member who chooses to participate will cut and decorate a drum body ahead of time, following the instructions given, then cut and attach the drumhead at the meeting under **Barbara's** tutelage. For information about our gourd patch or any of the meetings please call coordinator **Carol Morrison** at 650-493-2998. *carol morrison*

**Foothill Gourders in El Dorado County** are still a very active and enthusiastic group of gourd heads. The upcoming March meeting will feature a program on the fine art of pyroengraving. With the coming of spring all thoughts are turning to the garden and at the April meeting there will be a seed exchange and **Hazel Taylor** will give us a demonstration on her magic Dremel drill.

Our monthly meetings are on the third Monday morning of each month and are held at the **Ag Building** in **Placerville**. If you are in the neighborhood, please join us. *jo ann perry*

There is a new gourd patch sprouting up in the **Diamond Bar/Chino Hills** area. Headed by **Mark Workman**, the patch is still seeking members. Several **CGS** members around those parts have expressed an interest in getting together and sharing ideas, but a regular schedule for meetings has yet to be adopted. Meetings will probably be on a quarterly basis to start. *mark workman*

From the **Victorville area**. We are just getting ready to start up a Gourd Patch up here, going to call it **Desert Gourd Patch**. Our first meeting is going to be April 22nd and already have 15-20 people interested, so hopefully they will all be able to make it. Will keep you informed. *lynn trosko*

The **Lake/Mendocino/Yolo Patch** held its first meeting Feb. 28 at **Larson's Pizza** in **Kelseyville** (Lake County). In spite of foggy, rainy weather, 16 enthusiastic growers and artists attended. Regional Coordinator, **JoAnnis Mohrman**, briefly described the function and history of the **California Gourd So-**

**HELP WANTED**  
Regional Coordinator(s)  
needed for the  
San Fernando Valley  
and San Diego Areas  
While requiring some time and  
effort, the payoffs are wonder-  
ful. Meet new fellow gourd  
artists/crafters/growers. Learn  
about new ideas and tech-  
niques.

**Ardith Willner**  
831-427-3833 or  
ardithk@aol.com

continued on page 5





## Regional, cont'd

ciety and the American Gourd Society, and displayed the CGS web site pages on a large bulletin board along with information on where to find gourd crafting/growing books and classes scheduled within a 2 hour's drive from Lake County. Individual packets supporting her talk and other information of local interest were given to each new member along with a gourd patch membership application. All attendees signed the application and offered suggestions for bringing gourds to the attention of the local public.

The Show and Tell table was excellent with interesting variations of art work and locally grown gourds. Diane McNamara (Middletown) agreed to collect the \$2 meeting fee to meet expenses and act as treasurer. Linda Kelly (Kelseyville) agreed to be our liaison with local newspapers and find opportunities to set up a CGS booth at various local functions.

It was agreed to meet every six weeks with one planning meeting planned for March 21 at Larson's Pizza in Kelseyville. Our next meeting will be April 10th at Gretchen Ceteras' Blue Heron Farm in Rumsey (Yolo County member). Gretchen will discuss gourds grown on her farm and give a wood burning demonstration. We will be joined by members of the Marin County Patch.

The group departed with evident joy at having come together and anticipation of having workshops and more field trips in the future. *joannis mohrman*

From **Bakersfield**: At the January, 1999 meeting Judith Serna gave a lesson in creating a pine needle accent at the top of a gourd. The February meeting topic was making a gourd shaker. None in attendance had experience with such an undertaking but by following instructions in The Complete Book of Gourd Craft by Ginger Summit and Jim Widess, we were successful in the endeavor. Upcoming plans include: March 2 - meeting, topic - cultivation of gourds, seed exchange, and planning for a field trip to the Thomas Farms Festival in May. April 6 - meeting, topic - Woodburning gourds by local artist Alex Villava May 15 - field trip to Thomas Farms Gourd Festival in Three Rivers. *betty finch*

The **San Joaquin Valley** is vibrant with exciting gourd news! Guillermo Martinez taught two gourd drum classes at Carol Rookstool's studio in Three Rivers on March 6 and 7th. Beginners worked alongside seasoned gourd artists to create fantastic drums.

The Gourd Society will have a booth at the 26th Redbud Arts and Crafts Festival on May 8th and 9th in Three Rivers. Gourd crafting classes and demonstrations will be available as well as on site registration for CGS.

We are all looking forward to the Third Annual Thomas Farms Festival at Thomas Farms in Lindsay on May 15th and 16th. Noi Thomas is our Tulare County gourd grower and supplier. Come and join the fun!! There will be a lot to see, do, and enjoy, including demonstrations of Thai gourd music. *sue erb and toni best*

## Silent Auction at Welburn's

by Kathy Riker

**D**oug Welburn is hosting a silent auction the weekend of the art festival. The funds raised from this auction will be donated to the California Gourd Society.

I will be coordinator of this event and am asking all members of the CGS to please donate a piece of their artwork or gourd related items to be auctioned off. If you do so, please contact me below for more detailed instructions.

Also, I would like to ask all of you to let me know what products you use in your artwork and give me those company names. I will contact each company and ask for a donation.

*Let's join together and make this auction a huge success!* Phone 909-797-4591, Fax or voice mail 909-797-5217, E-mail monkmonk@cybertime.net; Snail mail 34945 Shadow Wood Dr., Yucaipa, Ca. 92399



## Thomas Farms

559-562-9640 - Voice & FAX  
20947B Ave 245, Lindsay, CA 93247

Gourds Galore - Gourd Classes - Gourd Supplies  
Gourd Books - Herb Garden - Water Plants  
*Noi Thomas - Proprietor*



# Gourds on Display

*(Editor's note: if you have had or will be having your gourds exhibited, please drop us a line so we can include your name here. As well, if an occasion arises and it is too late for this newsletter, send the information to our website coordinator and she will promptly post the information there)*

Sue Boyz of Honoumuli, Hawaii was awarded a honorable mention for her gourd "Bamboo Lover II" by the Fall Art Festival Juried Show put on by the Big Island Art Guild.


Sue grew the gourd herself and then carved a bamboo design on it. Living in a moisture laden environment, the gourd then mildewed and molded, stains were added to her "atmospheric process."

Gourd artist Ardith Willner will have a booth at the Contemporary Crafts Market at Fort Mason in San Francisco from March 12 - 14th. She is also scheduled to be a featured speaker at 1:30 on the 14th and will discuss the history of gourds in arts and crafts, growing and preparing gourds, and key aspects of design in gourd art. She will show examples of her work and offer advice on this art form.

Last year, if you remember, Sunset Magazine announced a contest for the Best Birdhouse. Out of 2000 entries, 24 winners were chosen - and of course one was a *birdhouse GOURD!* Congratulations to CGS member Jeanie Dixon for her prizewinning entry. Look at the March issue for a color photo of Jeanie's gourd birdhouse and the other 23 remarkable entries.

Lillian Hopkins has some of her work on display in Bellevue, WA, at the Rosalie Whyel Museum of Doll Art until May 2 May. She is also participating in the Santa Fe Doll Art Show 22-24 April at the Sweeney Center in Santa Fe, NM.

Non-CGS member Lowell Been of Native Waves in Huntington Beach, CA (221 Main Street, Suite E, Huntington Beach, CA 92648, (714-374-9545), an Indian jeweler is now making sterling silver gourd jewelry! He got the idea when he was at the Ohio show in October (He came with Guillermo and Javier, the musicians). Lillian Hopkins bought a gourd pin and suggested that he might want to have a booth at Welburn's in June.



Beautifully carved gourds by Judy Arrigotti are currently on display at the Dunn Mehler Gallery in Half Moon Bay.

Rebecca's Garden Magazine will feature an article on gourds which includes a project done by Ginger Summit, as well as many of her crafted gourds.

Lynne Bunt and Stephan Schneider will have their gourd wares for sale on May 2: Waterfront Festival, Old Sacramento; June 5-6: Union Street Festival, S.F.; June 19&20, with Nancy Miller, Art on the Lagoon, San Rafael.

Liza Muhly will be giving a gourd demonstration at the UC Santa Cruz Arboretum on Saturday, May 1. She will also be selling her gourd craft at the same time. This is a beautiful opportunity to view the collections at the Arboretum during their Spring Fair.

On March 4, Noi Thomas of Thomas Farms in Lindsay did a gourd demonstration for the Corcoran Garden Club in Corcoran.



During the social hour just before dinner at the CGS conclave in February, Regional Coordinators Mary Segreto (left), Gretchen Ceteras (substituting for JoAnnis Mohrman) and Coleen Wogoman admire the fine gourd art on display. Many attendees brought samples of their work for others to see, and several pieces were sold.

## Nancy Miller, cont'd

*continued from page 1*

technique that shines officers' boots works beautifully on a gourd!

In addition to containers, Nancy's gourd art includes jewelry, rattles and now masks. Her work can be seen in two stores in San Francisco--Cicada on Sutter St., and Dunkirk and Associates. She will participate in several shows in Sausalito, where her studio and home are located: May 15,16 - Open Studio; Marin Art Festival on the Lagoon - June 19, 20; and Sausalito Art Festival - Sept. 4, 5, 6. Her work will soon be featured in galleries worldwide, including Japan, Hawaii, and Europe, as well as throughout the United States. Nancy has truly expanded the potential of gourd art with her creativity and vision, and her efforts are gaining excited attention in the art world. It has been a lot of work, but for Nancy, the love of her life is gourds. "If you do what you love, success will follow." (*more of Nancy's art work can be seen on the CGS website in the Member's Gallery <http://www.calgourd.com>*)

## Tips, Tools & Techniques

**M**any gourd shows and art fairs are held outdoors, a nice setting that allows gourds to be enjoyed in a natural light. However, a serious problem for gourd artists comes up with the wind--lightweight gourds topple or even blow off the display cases, potentially with disastrous results. Artists have come up with many solutions to weight their gourds, adding such materials as dried corn and beans, polished rocks, pebbles, colored sand, marbles, etc.

Looking for another alternative, Janet Hatfield noticed that some helium balloons were weighted down with small balloons filled with sand--flexible little pillows that carry a lot of weight! You could use these pillows not only on the inside of the gourd to provide weight in windy weather, but also to provide a nice pillow-brace for them to stand on. Snake balloons filled with sand can be wrapped in a circle to provide a little ring, or several small balloons bunched together could be a colorful and unusual stand for a special gourd.

### GOURD TIPS:

If you find that you have a problem with controlling leather dyes try wetting the gourd first. This allows you more time to manipulate the dye and prevents the gourd from sucking up the dye unevenly. I also keep a bottle of alcohol nearby with lots of cotton balls and Q Tips®. (*lynne bunt*)

In a recent newsletter from Noi Thomas at Thomas Farms we see the following hints and tips:

- Try drawing on a cleaned gourd with a crayon, paint over it with watery acrylic paint then immediately wipe off the paint with a paper towel. Repeat paint application until you like what you see.
- Gourds can be successfully grown in 5 gallon buckets. The trick is to provide necessary nutrients, and consistent, regular watering.
- Remember . . . store gourds properly so they may last forever. Never store them in plastic bags. Wrap them in adsorbent tissue or paper toweling, loosely packing in a cardboard box.

### GOURD QUESTION?

Why do some directions specify denatured alcohol? I have always used rubbing alcohol but wonder if I am missing something? (*lynne bunt*)

**CALLING ALL ARTISTS AND CRAFTERS:** *Have you found the perfect tool or technique to solve that nagging problem gourd? Won't you share it with us? Readers are anxious to learn more ways to expand their skills, answer questions or solve problems that deal with any aspect of gourd crafting. Your tips may provide just the help they are looking for. Please help to make the newsletter a forum where we can all learn from each other. Just send your ideas to Ginger Summit, Box 592, Los Altos, 94022 (fax: 650-941-1613, email: gsummit@earthlink.net.)*

### GOURDS ON DISPLAY

<http://www//calgourd.com>

This is where members can publicize their presence in upcoming art/craft shows, and displays in museums and commercial establishments.

## 2000 Gardens for the Goddess: A Millennium Project

**J**oan and Lenny Riise started growing gourds seven years ago as a way to combine their interests in art, nature photography, and the spirituality of Nature, and the experience has changed their lives. Since then they have been leading community gourd gardens which culminate in a harvest celebration with a Goddess Gourd Festival in Prairie Crossing, Illinois. Spurred on the success of these events, they are now challenging gardeners throughout the United States to join them by planting a garden of gourds this year. The first two thousand gardeners who register will get a packet of information on growing gourds, and free seeds on request. A website will allow the participants to share in the experiences and successes of the other growers throughout the country and the world. The Goddess Gourd Festival on October 9-10 will be an exciting way to commemorate the experience. Even for the participants who are not able to attend, the organizers hope that the introduction to a gourd life will open up a renewed vision to begin the new century. For more information, call or write: Joan Riise and Lenny the Gourd Guy, 3635 N. Mozart, Chicago, IL 60618



## California Gourd Society 1998 Financial Statement

by Rita Tomlinson, Treasurer

Ending balance 1997		\$3,337.79
Income, 1998		
Membership dues & renewals	5871.95	
Book Sales	1,833.38	
Competition	335.00	
Donations	<u>250.00</u>	
Total income		\$8,290.33
Expenses, 1998		
Postage		
Newsletter	622.63	
Misc.	<u>683.28</u>	
Total Postage		1,305.91
Printing		
Books	3,232.50	
Newsletter	1,190.55	
Brochures	196.27	
Handbooks	118.48	
Misc.	<u>865.58</u>	
Total Printing		5,603.38
Bank Charges & Name Badges		124.48
Website		182.50
Office Supplies		36.62
Honorarium		150.00
Total Expenses		<u>\$7,402.89</u>
Ending Balance, 1998		\$4,225.23



# Getting Started with Your Gourd Business

Once you have filled every possible space in the house and the homes of all friends and neighbors, and your passion for gourd craft is just warming up, it may be time to consider selling some of your 'babies.' (Warning: that is probably the most difficult decision you will have to make!) But selling your work is a bit more complicated than just taking money from someone in exchange for a gourd. There are several good books available in complete bookstores, through craft catalogs, and in your library, that discuss each of the following points in depth.




This article will outline the process so you will have some idea what is involved.

1. In setting up a business, there are three ways to go about it: an individual proprietorship, a partnership, or a corporation. There are advantages and drawbacks to each of these, and you should learn more about them before you make this decision. The most simple, and the option usually selected by beginning crafts persons, is the individual proprietorship, which basically means that you are the single individual responsible for the business, and are legally responsible for all debts. It is the one type that does not need a lawyer or initial start-up costs to get going. Yes, it does imply that you can be sued, and in this sue-happy world that has to be a consideration. But initially, at least, for the crafter, this is the easiest way to begin your business career.

2. Decide on a name for your business. You may want to use your own name, which is perfectly fine (unless, of course, your name is MacDonald. Then watch out!). If you want to use a fictitious name, do a little research first to make sure the name isn't already taken by another group or artist. There are several books in the reference section of libraries that list businesses and corporations; however, these rarely include tiny businesses like the craft community. A computer search on web sites may help you explore this further. Avoid using a name that is already being used, so that you don't have to change it once you are established.

3. Get a resale license. This step may seem intimidating to some, but is actually very important, and also very easy. Contact the State Board of Equalization nearest you (look in the phone book under "State Government" listings). You will have to fill out a short form, listing your name, address, and the name of your company, and pay a small filing fee. You will be given a



These illustrations and the one at the top of the page are RUBBER STAMPS! Shown here actual size. Imagine rubber stamps of gourds! They are available for sale from Sheryl Baal at The Tree Mover Tree & Gourd Farm in Palmdale. If you are interested in buying some, give Sheryl a call on 661-947-7121

tax identification number, and a date for filing your state sales tax. A short and simple form will automatically be sent to you annually to report your sales. Taxes vary by local municipality and county, so get a local sales

tax card from your stationary store so you can charge the appropriate taxes.

Don't skip this step, thinking your business is too small to be noticed, or that your little bit of business really doesn't count. If you want to be taken seriously by the art and craft community, then by all means get a license. This announces publicly that you are taking yourself and your craft seriously, and helps you mentally to think of yourself as "in business." Most galleries and craft shows will require a resale license to participate, so take this adventurous first step. Some local communities require you to have a local business license as well. Check with your city or town hall, or chamber of commerce, to see if this applies where you live.

A small advantage is that your resale license will allow you to purchase your craft supplies without paying sales taxes. Businesses you frequent with will require an exemption certificate for this privilege. (I have a photocopy of my license that I keep in my wallet, so that I can show it whenever requested.)

4. Once you have your license, go to your local newspaper and put in an announcement of your company, which usually includes your name "doing business as" your fictional company name. Most papers have a simple form to fill out for this step. Now you have announced to the state and to the world that you are IN BUSINESS.

5. The most important step at this point is to set up a good record-keeping system for all expenses and receipts. This can be as simple as a binder or notebook, or fancy using a computer program. But since you are going to have to report sales to the state annually, your job will be greatly simplified if you keep complete and accurate accounts. Start good habits as you start your business, to save anguish later on.

6. At this stage, all the "business" of starting a business is done. Now you just need the 'extras' that will help you act and feel "professional". This includes all the forms that will represent you to the public.

- Design and order business cards. An inexpensive way to get started is to select from many patterns that are already available either on computer or at copy centers or print shops.

*continued on page 9*

# Digital Gourd

[www.calgourd.com](http://www.calgourd.com)

Our website continues to grow and expand to meet the needs of our widespread membership.

During the recent Officer and Regional coordinators's meeting photographs of the Coordinators were taken and the better photos put onto the website on the "Gourd Patch" page. If you are at all curious of what some of our members look like take a peek.

Photos of Janet Hatfield, new VP-Membership and Rita Tomlinson, Treasurer were also added on the "More Information About CGS Page."

Gourd Patches are growing in number, in span of activity and interest, and in number of participants. To facilitate that, our CGS website now encourages a website page for each of our Gourd Patches. Several of the Patches have their pages up and running: Bakersfield, Fallbrook, Marin County, Santa Clara County, San Bernadino County, Santa Rosa and environs, and El Dorado County. The intention is to provide Internet support for each of the Patches, to attract new members, to provide listings of activities and important dates, and just to let folks know what is going on in their area. Photographs of Patch activities and members are welcome. It is the responsibility of each Gourd Patch to provide timely information and to initiate and changes or upgrades.

Our website it being discovered. During the month of February we had almost 900 visitors, as many as we have had totally since [www.calgourd.com](http://www.calgourd.com) was launched in late November. The website page listing classes available from CGS members had over 200 visitors as did the site listing gallery showings, etc. If



## Gourds

Over  
40 varieties

- Snake • Dipper
- Club • Mini's • Zucca
- Cannon Ball • Banana
- Wartie • Maranka

**& MORE**

- Supplies • Classes

The Tree Mover  
Tree & Gourd Farm  
5014 E. Ave N  
Palmdale, CA 93552  
(661) 947-7121  
Mon. - Sat.  
8 AM - 4 PM  
Hours May Vary  
Please Call Ahead



you are a member and would like just a wee bit of fame - all you have to do is to notify the Website coordinator of your class, your craft show, etc. and you will be listed. This is OUR WEBSITE - let's show our stuff.

And a reminder that each quarter we feature the work of several of our members in the Member's Gallery. Please send photos and written descriptions of your work to the Website Coordinator if you want to be included in upcoming gallery showings.

## MEMBER'S ON-LINE GALLERY

<http://www/calgourd.com>

Members featured this quarter are:

- Dalen Anderson
- Nancy Miller
- Don Weeke
- Jim Trueman

## Gourd Business

*continued, from page 8*

You can design a card or have it professionally done, but when starting out and to keep expenses down, it may be easier to go with a standard format initially.

- Some business cards can be used for tags on individual gourd pieces. If not, be sure to have tags that can be attached to gourds that includes the name of the piece, and also your name and address. Once collectors get your work home, they or their friends may want to get another piece, and you want to make sure they remember exactly who the artist is. I find it useful to put a bit of information about the care of the gourd piece, with any special information about materials used in the construction.

- Be sure to get invoice or sales forms to have a complete record of all sales. These are usually available at stationary stores or places that sell office supplies. Pick up a card that lists the sales tax that applies to your local area at the same time.

- A rubber stamp with the name of the company is handy to use on all receipts and sales records. Simply stamp all forms in the receipt booklet when you purchase it, so that as you make sales, the forms are already identified.

- There are several other items that you may want to invest in as the business expands: letterhead on stationary and envelopes, flyers, promotional post cards, a portfolio of photographs of your work including articles written about you. These announce to the public that you take your business seriously, and also serve to educate people further about gourds and the endless possibilities of gourd craft.

The GOLDEN GOURD will feature articles about "The Business of Gourds" regularly. Please share any experiences you have had that will help others as they make this important step. We need to assist each other, both to avoid mistakes and to become more successful in this great gourd adventure. (*ginger summit*)

### Suggested bibliography:

Any books by Barbara Brabec, including *Handmade for Profit*, and *The Crafts Business Answer Book and Resource Guide*. M. Evans Co., New York.

Steve and Cindy Long: *You Can Make Money From Your Arts and Crafts* (recommended by gourd artist Nancy Miller)

The Crafts Center. *The Business of Crafts: The Complete Directory of Resources for Artisans*.

James Dillehay. *The Basic Guide to Selling Arts and Crafts*. *The Crafts Report*, P.O. Box 1992, Wilmington DE. 19899-9776. A premier monthly magazine that covers the business of crafts.

*Sunshine Artist*, 2600 Temple Drive, Winter Park, FL 32789-1371. A monthly magazine with over 2000 listings and reports on ways to sell crafts in fairs, shows, galleries, etc.

# Up-Coming Gourd Classes

All members of the California Gourd Society may list classes they are teaching. To list your class here contact Ginger Summit or Jo Ann Perry. If you are teaching a class and it is too late for publication in the newsletter, again contact Jo Ann or Ginger to get it listed on the CGS website. There is no charge to list your class and it is a wonderful benefit when you belong to CGS.

March 13  
Stichwork With Pine Needles  
Candy Kruger  
Baal Farm  
Lancaster  
805-947-7121

March 13  
Jicara-Huichol Gourd Bowl  
Guillermo Martinez-  
The Caning Shop  
926 Gilman Street  
Berkeley, CA 94710  
510-527-5010

March 14  
Kokopelli's Gourd Flute  
Guillermo Martinez  
The Caning Shop  
926 Gilman Street  
Berkeley, CA 94710  
510-527-5010

March 20  
Beginning Gourd Art  
Linda Noblitt  
Baal Farm  
Lancaster  
805-947-7121

March 20  
Transferring Designs to  
Gourds  
The Caning Shop  
926 Gilman Street  
Berkeley, CA 94710  
510-527-5010

March 23  
Gourds, Gourds, Gourds  
Carolyn Potter  
Barnsdall Art Center, LA  
Tel: (213) 485-2116  
9 weeks  
Tues 6:30-9:30

March 27  
Intermediate Gourd Craft  
Lynne Bunt & Stephan  
Schneider  
321 School Rd.  
Novato  
415-459-3088

March 29 (6 weeks)  
Gourd Crafting  
Lois Rainwater  
Learning Tree University,  
Chatsworth  
818-882-5599

April 1 & 18,  
Contemporary Gourd Drum  
Leigh Adams  
Pasadena Bead Company  
146 W. Bellevue Dr.  
Pasadena, CA 91105  
626-796-1837

April 3  
Gourd History & Techniques  
Bob & Judi Bennett  
The Tree Mover Tree & Gourd  
Farm  
5014 E Ave. N  
Palmdale, CA 93552  
661-947-7121

April 3  
Beginning Gourd Craft  
Lynne Bunt & Stephan  
Schneider  
321 School Rd  
Novato  
415-459-3088

April 10  
or Wed. May 12,  
Woodburning Techniques  
Leigh Adams  
Pasadena Bead Co  
146 W. Bellevue Dr.  
Pasadena, CA 91105  
626-796-1837

April 10  
Embellished Gourd Rattles  
The Tree Mover  
Tree & Gourd Farm  
5014 E Ave. N  
Palmdale, CA 93552  
661-947-7121

April 10  
Beading on Gourds  
David Snooks  
Thomas Farms  
20947 B Ave 245, Lindsay  
CA  
559-562-9640

April 17  
Gourd Necklaces  
(knotless netting &  
pyroengraved)  
Candy Krueger  
The Tree Mover  
Tree & Gourd Farm  
5014 E Ave. N  
Palmdale, CA 93552  
661-947-7121

April 17  
Gourd Basketry  
Leigh Adams  
Pasadena Bead Co.  
146 W. Bellevue Dr.  
Pasadena 91105  
626-796-1837

April 17  
Gourd Guitar  
The Caning Shop  
926 Gilman Street  
Berkeley, CA 94710  
510-527-5010

April 17  
Pine Needle Basket Gourd  
Lynne Bunt & Stephan  
Schneider  
321 School Rd  
Novato  
415-459-3088

April 23  
Wild Fiber Weaving with  
Natural Plant Materials &  
Dream Catcher  
Kathy Riker  
The Tree Mover  
Tree & Gourd Farm  
5014 E Ave. N  
Palmdale, CA 93552  
661-947-7121

April 24  
Gourd History & Techniques  
Bob & Judi Bennett  
The Tree Mover  
Tree & Gourd Farm  
5014 E Ave. N  
Palmdale, CA 93552  
661-947-7121

April 23 & 24th  
Kayaum Drum Making -  
Guillermo Martinez  
Beginning Gourd Crafting -  
Carol Rookstool  
Contemporary Gourd Drum  
- Leigh Adams  
Gourd Rain Sticks -  
Leigh Adams  
The Beaded Gourd -  
Jan Roll

Heavy Metal Gourds -  
Carolyn Potter  
Navajo Potter  
Welburn Gourd Farm  
40787 Deluz Murrieta Rd.  
Fallbrook  
760-728-4271

April 24  
Pattern Design on Gourds  
The Caning Shop  
926 Gilman Street  
Berkeley, CA 94710  
510-527-5010

April 30 & May 1st  
Gourd Basketry - Don  
Weeke  
Kayaum Drum Making -  
Guillermo Martinez  
Beginning Gourd Crafting -  
Mary Segreto  
Contemporary Gourd Drum  
- Leigh Adams  
Gourd Rain Sticks - Leigh  
Adams  
Mini-Gourd Necklace -  
Lynne Everett  
Gourdburning Design -

Heavy Metal Gourds -  
Carolyn Potter  
Welburn Gourd Farm  
40787 Deluz Murrieta Rd.  
Fallbrook  
760-728-4271

May 1  
Gourd Art  
Linda Noblitt  
The Tree Mover  
Tree & Gourd Farm  
5014 E Ave. N  
Palmdale, CA 93552  
661-947-7121

May 8  
Gourd Drum  
The Caning Shop  
926 Gilman Street  
Berkeley, CA 94710  
510-527-5010

May 8  
Raffia Hats & Baskets  
Anne Dinsdale  
The Tree Mover  
Tree & Gourd Farm  
5014 E Ave. N  
Palmdale, CA 93552  
661-947-7121

May 15  
Gourd Fountain  
Lynne Bunt  
The Caning Shop  
926 Gilman Street  
Berkeley, CA 94710  
510-527-5010

May 15  
Decorative Stitch work with  
Pine Needles  
Candy Krueger  
The Tree Mover  
Tree & Gourd Farm  
5014 E Ave. N  
Palmdale, CA 93552  
661-947-7121

May 22  
Gourd Art  
Linda Noblitt  
The Tree Mover  
Tree & Gourd Farm  
5014 E Ave. N  
Palmdale, CA 93552  
661-947-7121

May 22  
Beginning Gourd Crafting  
Noi Thomas  
Thomas Farms  
20947 B Ave 245, Lindsay  
CA  
559-562-9640

continued on page 11



continued from page 10

**May 29  
Gourd Masks  
Kathy Riker**

The Tree Mover  
Tree & Gourd Farm  
5014 E Ave. N  
Palmdale, CA 93552  
661-947-7121

**June 5  
Woven Embellished Zucca  
Gourd**

Anne Dinsdale  
The Tree Mover  
Tree & Gourd Farm  
5014 E Ave. N  
Palmdale, CA 93552  
661-947-7121

**June 12  
Knotless Netting - gourds  
& necklaces**

Candy Krueger  
The Tree Mover  
Tree & Gourd Farm  
5014 E Ave. N  
Palmdale, CA 93552  
661-947-7121

**June 19  
Painting Gourds in Spirit  
Jolee Schlea**

The Caning Shop  
926 Gilman Street  
Berkeley, CA 94710  
510-527-5010

**June 19  
Gourd Art  
Linda Noblitt**  
The Tree Mover  
Tree & Gourd Farm  
5014 E Ave. N  
Palmdale, CA 93552  
661-947-7121

**June 20  
Gourd Masks  
Jolee Schlea**  
The Caning Shop  
926 Gilman Street  
Berkeley, CA 94710  
510-527-5010

**June 25th  
Spirit Painting - Jolee  
Schlea**  
Woodburning Technique -  
Ardith Willner  
Gourdsket Vessel -  
Gourd Bowls & Rattles -  
Rosemary Dougherty  
Gourd Basketry - Don  
Weeke  
Kayaum Drum Making -  
Guillermo Martinez  
Beginning Gourd Crafting -  
Carol Rookstool  
Welburn Gourd Farm  
40787 Deluz Murrieta Rd.  
Fallbrook  
760-728-4271

# A Juried Show????

by Ardith Willner



You have worked hard, loved every minute of doing it, and now you are ready to toss your hat into the ring, and apply for a show that states it has **JURY SELECTION**. What exactly is a jury selection process?

The organization you have applied to will have 5 judges that are involved with the show to select the quality of work that they want to presented at this event.

They request that you submit 5 different slides representing your

work, and ask that you pieces from the low to high end price scale. These slides **MUST** be 33mm and fit into a 140 slide carousel. Choose a background color that will enhance your work. Keep it simple, making sure no shadows are being cast. Make sure your slides are not too dark or out of focus.

Include one close-up shot in your set, if showing detail will enhance the viewing of your work. Avoid group shots; single product shots are preferred. Avoid including anything or anyone in your shot other than your craft. Colors tend to darken in reproductions, therefore, bright colors and good contrast ratios are essential.

Number each slide in the upper right-hand corner 1 through 5; print your name (not the name of your business) to the left of the number across the top of the slide. To the left of your name, draw an arrow with a red pen pointing upward and write the word **TOP**.

Please remember, that these Jurors will be looking at **HUNDREDS OF SLIDES** and if you don't do your slides exactly as they need them, they will not even bother looking at your work.

The sides are then loaded into the carrousel, one slide in each carrousel. All slides are then projected onto 5 separate screens, and the jury will see your work for the first time. They are on a timer, and the jury will give each artist approximately 20 **SECONDS** on the first cut.

So, as you can see, the quality of your photography is of the utmost importance. I tried to shoot my own slides twice, but was unhappy with the quality, and finally went to a photographer. Be sure to use a photographer that is familiar with product shots, as they are well versed in background, and invisible supports for your Gourds. My photographer charged for a studio visit, one roll of film, and the finish product. He shot the entire roll of film, so I had quite a few slides, and I then went to **COSTCO** and had 6 reproductions of each print. Save out the original shot, and then label all slides to be sent out. Place them in a plastic slide sleeve that you can pick up at any photography shop.

Jurors are not looking for creativity in your photographs. They are trying to select the best art, most unique items, and things that will enhance their event. Keep it clear, clean, sharp and tight. Good Luck!

## Classified Advertising

Classified advertising rates are 25¢ per word per issue. Please submit your ad copy to Ginger Summit or Jo Ann Perry

### BEGINNING GOURD CRAFTING KIT

Have gourd, now what? This handy kit has everything you need to start out on your first gourd projects.

**Special Member Price - \$19.95 + shipping/handling.**

Call 909-678-8835 or FAX 909-678-3955

### DETAIL MASTER HOT BURNING TOOL

If you are looking for the best hot burning tool on the market, look no further. I am currently stocking the Detail Master Hot Burning Tool and pens, and would be delighted to answer any question you might have concerning fine-line burning, shading and intricate designs.

Ardith Willner  
408-427-3833

e-mail: arditkh@aol.com.

### GOURDS FOR SALE!!

Happy Valley  
Gourd Farm  
1062 Happy Valley Rd.  
Santa Cruz, CA 95065  
408-426-9780

### CUSTOM HANDWEAVERS

2230 Old Middlefield Wy,  
Suite H  
Mountain View, CA  
650-967-0831.

Now carrying materials for the gourd artist: all sizes of dried gourds and selected gourd seeds. Art supplies for the gourd artist, including books, dyes, feathers, beads, and basketry materials. New materials arriving

### DISPLAY ADVERTISING

is now being accepted for future issues of The Golden Gourd. The cost is \$25.00 for an ad approx. 3 inches (w) by 2 inches (h). For further information contact Ginger Summit or Jo Ann Perry.

**California Gourd Society**  
**Second Gourd Art Competition & Exhibit**  
**June 26<sup>th</sup> & 27<sup>th</sup> 1999 9:00 am to 5:00 pm**

Display space donated by Welburn Gourd Farm  
40787 De Luz Murrieta Road, Fallbrook, Ca 92028

**Competition Rules:**

- Any individual may enter, but must be a member of the California Gourd Society.
- Participants may enter only one entry per category.
- Entry fee will be \$ 5.00 for each competition category entered.
- All work must be done by the exhibiting artist and completed in 1999.
- **Deadlines:** Entries that are mailed in must be postmarked no later than Wednesday June 15<sup>th</sup> 1999. If personally delivered no later than Saturday June 26<sup>th</sup> 8:00 am.
- Judging will be Saturday June 26<sup>th</sup> at 11:00 am.
- All participants agree to allow photographs to be taken of displayed items.
- Pick up will be Sunday June 27<sup>th</sup> from 3:00 to 5:00 pm. Entries may not be removed any earlier.
- Mailed entries will be returned in approximately two weeks after the show. Mailed entries must have return postage and shipping container to be returned.
- All artwork not picked up at the end of the exhibit on Sunday June 27<sup>th</sup> will be donated to CGS.
- California Gourd Society will officiate at all judging.
- Ribbons will be awarded for first, second & third place in each category. Judges reserve the right to determine additional awards or to limit awards.

**Categories:**

1. **Pyrography:** Whole or cut gourd. Woodburned only natural or clear finish allowed.
2. **Carving/Cutting:** Whole or cut gourd. Cutting and or carving should be featured. May use carving tools, dremel, saws etc. One color or finish allowed.
3. **Painting/Stained:** Whole or cut gourd. The use of color(s) any paint, stain, dye, pigment, wax or color medium allowed.
4. **Multiple Embellishment Container:** Two or more of any techniques including paper-mache, decoupage, color, pyrography, metal, carving, weaving, etc. Lid and or handles optional.
5. **Functional Items:** Any functional item with gourd(s) predominating, any media.
6. **Dolls and Figures:** Single or multiple gourds may be used. Doll may be applied onto a whole gourd surface by pyrography, paint, clay or a combination of these techniques. Small amounts of additional materials will be allowed. Small holes for securing components will be allowed.
7. **Masks:** Gourd must predominate. Embellishments like feathers, sticks, etc. are allowed. Must have hanger or attachment to allow the mask to be displayed on the wall.
8. **Container/Vessel with lid:** Must be a cut gourd, decorated in any media. Must have own lid or lid of natural materials.
9. **Whimsy:** Whole or cut gourd and or pieces. May be colored or natural, carved, glued or woodburned. Use your imagination be playful and creative.
10. **Weaving/Coiling:** Cut gourd with weaving or coiling. Gourd may be colored or natural.

**California Gourd Society Membership Application**

FOR NEW MEMBERSHIP complete the following information and send your \$10.00 annual dues to the address listed below:

Name: \_\_\_\_\_ (please print)

Mailing Address: \_\_\_\_\_

City: \_\_\_\_\_ State: \_\_\_\_\_

Zip: \_\_\_\_\_ Telephone: \_\_\_\_\_

E-Mail: \_\_\_\_\_

TO RENEW YOUR MEMBERSHIP just send the mailing label to the right, along with any corrections and your \$10.00 dues to:


California Gourd Society  
 c/o JANET HATFIELD,  
 PO Box 453, Los Altos, CA 94022

Annual dues for CGS are \$10.00. Membership in the American Gourd Society is \$15.00 annually and can be paid directly to them: AGS • c/o Dallas Lunford, 317 Maple Ct, Kokomo IN 46902



The Golden Gourd  
 CALIFORNIA GOURD SOCIETY  
 PO Box 453  
 Los Altos, CA 94022

**Check Your  
 Membership  
 Expiration  
 DATE**



If the mailing label is red, this indicates that your membership has or is about to expire.

Address CORRECTION REQUESTED

### Welburn Gourd Festival

June 26 - 27th

Free Admission • Opens 9 AM

featuring

- Classes on Friday June 25th
- Hawaiian and Native American musical/dance performances
- Special art booth for children
- Booths of gourd art/crafts and supplies for sale
- CGS Gourd Art Competition
- Crop of fresh gourds for sale, washed or unwashed

Wellburn Gourd Farm  
 40787 El Luz Murrieta Rd.,  
 Fallbrook CA 92028

### Thomas Farms Festival

May 15 - 16

Free Admission

Classes - Demonstrations  
 Thai Gourd Music - Garden Tours

Classes: Make & Take - Gourd Crafting; Pine Needle Class, Rattle Class, Appalachian Baskets  
 Demos: Bonsai, and aspects of gourd artistry  
 Indian Dancing by Guillermo Martinez

Thomas Farms  
 20947-B Ave 245  
 Lindsay, CA

## NEW CGS SLIDE LIBRARY

WE ARE IN THE MIDST OF CREATING A slide library for use by all CGS MEMBERS WHEN THEY ARE GIVING A TALK OR DEMONSTRATION, AND WE NEED YOUR help. WE ARE ASKING THAT YOU TAKE slide PHOTOGRAPHS OF YOUR ART WORK OR GOURD GARDEN OR SHOTS OF A WORK IN PROGRESS AND DONATE THEM TO CGS. IT IS A WEE BIT CHEAPER TO TAKE MULTIPLE SLIDES AT THE SAME TIME THAN TO HAVE COPIES OF SLIDES MADE AT A LATER TIME. WHEN YOU MAKE THE DONATION, PLEASE PRINT CLEARLY THE DONOR NAME, ARTIST NAME (if different) AND TOWN SO PROPER CREDIT CAN BE GIVEN. SLIDES ARE TO BE SENT TO Ardith Willner, 51 Hollins Dr., SANTA CRUZ, CA 95060