

THE GOLDEN GOURD

THE NEWSLETTER OF THE CALIFORNIA CHAPTER OF THE AMERICAN GOURD SOCIETY

Volume 10, Issue 1

Spring 2008

Inside this issue:

The "Lucky 84" Final Gourd College at Asilomar President's Message	1
CGS Mission Statement * President's Message continued	2
A Photo Op for Your Gourds * 6th Annual Spring Gourd Art Festival Greg Leiser Gourd Farms	3
"Call to Artist" 2008 CGS Gourd Art Competition and Exhibit * Rules and Categories	4
Rules and Categories continued * New VP Programs/Regional Groups Betsy Roberts	5
Gourds are Good for You	6
12th Annual International Gourd Art Festival * Sawing Betsy Style	7
"Call for Volunteers" for the CGS Annual Gourd Art Competition and Exhibit * In Memory	8
Asilomar in Pictures	9
Let's Get Gourd Acquainted with Our New Leadership	10
Northern and Southern CA Regional Patch Listings	11
Editors Vine * Inspiration	12
Carol's Message * Gourds are Good continued * CGS Board of Directors	13
Lynne's Message	14
CGS Competition Entry Form * CGS Membership Application	15
Paula Collins Artist Extraordinaire * Golden Gourd Ad Rate and Info	16

The "Lucky 84" CGS gathers for the Final Gourd College at Asilomar



Spring has always been seen as a time of hope, anticipation, and rebirth in nature. The California Gourd Society is also experiencing a reinvigoration this spring. The Gourd College at Asilomar has given us all hope for the continued dynamic survival, an anticipation of great things to come for our members and a rebirth of the CGS leadership.

Some very capable individuals who bring their many talents and enthusiasm to CGS have answered our call for new officers.

At Asilomar, we gave a special thank you to Carol Rookstool for her wonderful service and guidance as the VP of Programs and Patches.

Betsy Roberts will now very ably fill her position. Many of you know Betsy as a teacher and a vendor of gourd products which keep us all on the cutting edge of gourd art possibilities. Her organizational talents and enthusiastic leadership are great assets from which we will all benefit.

(Continued on page 2)



MISSION STATEMENT

To promote the horticulture, crafting and appreciation of the hard-shelled gourds (*Lagenaria Siceraria*) by providing charitable and educational activities to members of the society, growers, artists, crafters, business people and the public through community support and education.

(Continued from page 1)

Assisting Betsy Roberts as the Southern California Patch Coordinator will be Barbara McDermott from the Fallbrook Gourd Patch. Barbara was a great leader for her patch for many years and is a talented painter of gourds. I know she will be a valuable liaison between Betsy Roberts and the Patches of Southern California. In the northern part of the state, Betsy will be supported by Sandy Wilson who has stepped forward to take an active part in CGS leadership. Sandy coordinates the Foothill Gourders Patch. She is anxious to support Betsy and be a catalyst for cooperation among the patches of the north.

Another new face we welcome to the CGS Board is JoAnn Clark. JoAnn is ready now and will take charge of membership, we will all be in touch with her from time to time. She is a member of the Fallbrook gourd patch and brings her much welcomed strong data base management skills to this important job. If you would kindly direct your membership questions to JoAnn at b4gourds@yahoo.com she will be very happy to help and assist you as she becomes acquainted with her duties.

ON BEHALF OF CGS, I would like to thank Niki Escobedo for her many years of service as the VP of Membership. This is a key position in our organization and the survival of CGS revolves around knowing who our members are and how we can contact them. Niki will now have more time to devote to her gourds and gourdng with the several patches to which she belongs. Have fun Niki!

I would also like to thank Carol Rookstool one more time for her past service in CGS and welcome her as President Emeritus. In this position, Carol will continue to be available as an advisor and share her extensive knowledge and experience with our organization.

Rebecca Cileo was reconfirmed as a Director at Large at the latest meeting of the board and will continue in that position. Thank you Rebecca.

At the conference both CGS Secretary, Lynne Bunt and my self as CGS President were reconfirmed for our positions and we have both agreed to serve another two-year term. Thank you for the vote of confidence. We will both endeavor to keep CGS strong, focused and fun!

This issue of the Golden Gourd contains a number of changes, some you will become new features. At the April Patch Leaders' Meeting, the challenge was put out to have more input from the wealth of knowledge among the patches and their leaders. We were also able to have some very valuable discussion groups during the conference. We started with just six topics. Topic #1 "Moving from Crafter to Artist", #2 "Tips for Teaching and Taking Gourd Classes", #3 "Growing & Manipulating Gourds", #4 "Coloring Agents for Gourds", #5 "Making Gourd Pals and Attending Festivals" and #6 "Judging Gourd Art Competitions with CGS or AGS Standards" The results of these discussions and others will be offered as articles in the coming issues.

I think all who attended the Asilomar Conference, know forever as *the Lucky 84*, can tell you what a great time was had by all. Pictures of the weekend are on page 9.

I would be remiss if I didn't thank Lynne Bunt one more time for all the effort she has expended organizing the event this year and for many years past. This era of CGS is now closed but a new opportunity to commune with other gourd folks in a conference atmosphere will be offered in 2010 at the "Baskets and Gourds: Containers of our Culture III" on April 17th and 18th in Visalia. Toni Best, coordinator of the Tulare Sequoia Patch will keep us informed as the conference takes form. In 2009 the Misti Washington Gourd and Basket Guild "Weekend in the Garden" event is May 2 and 3.

You don't have to wait until 2009 or 2010 you can get started now I hope you will visit us at the CGS booth at the Leiser Farms 6th Annual Gourd Art Festival and Gourd Sale. In addition to accepting your membership dues we will be selling aprons to keep you clean while you create those beautiful gourds! There are still opportunities to volunteer an hour or two in the CGS Booth. Please contact Sandy Wilson, artsydogs@comcast.net if you can help.

In June, we are prepared to host the largest gourd competition ever in CGS history! All patches have been challenged to have at least 10 entries in the competition. I hope your piece will be one of them. A new service we have arranged for is *professional photography* of any piece you enter in the show full details of this offer are outlined on the opposite page.

Opportunities abound for volunteering at the Welburn Gourd Festival. Help is needed for judging the competition, proctoring the show, working in the CGS booth and helping in the CGS Craft Arena. Charlene Smith will be coordinating the Craft Arena this year and our stalwart Peggy Blessing is coordinating volunteers for the Festival. Details are on page 8 remember you will receive free entry to the festival if you commit to working 2 or more hours. Thanks to all who support us.

See you at the festivals!

Jill Walker

CGS President



A Photo Op for Your Gourds June 19, 20, & 22, 2008

If you are like most gourd artists you are focused on making your creations and have not had time to become an expert photographer. At the same time we all need photos of our work for various purposes including our memory book. We have arranged for a professional photographer to photograph your work at the 2008 CGS Gourd Art Competition.

As an added incentive for you to enter your gourd art in the competition, the photographer, Richard Chanan, will photograph any of your competition pieces for a cost of just \$5.00/photo for .jpeg files emailed, or \$6.50/photo for prints mailed to you. Mr. Chanan will also be available to photograph non-competition pieces for a cost of just \$20.00 per photo, or just

\$10.00 per photo if you bring 3 or more non-competition pieces to be photographed.

Again, you get the lowest rate of just \$5.00/photo for art work entered in the competition, so it really is another great reason to enter your pieces! Here is the schedule for getting your work photographed:

Thursday, June 19th: All artists entering work in the competition who would like their competition pieces photographed must see Richard Chanan on Thursday and pay in advance for the photos they want taken. (If you do not need your ribbon photographed with your art piece, you can have your photos taken before handing them over to CGS for the competition).

Thursday, Friday, and Sunday: Richard Chanan will photograph non-competition pieces on a walk-up basis (he will not be available Saturday). Just bring your pieces over and pay at the time your photos are taken. This is a new endeavor and we are not sure how the schedule will go, so please be patient if Mr. Chanan needs to ask you to return at an alternate time.

If you would like to see some of Richard's work please check out the photos of Betsy Roberts' work at:
www.chanan.com/gourd/index.html

Please e-mail me, Jill Walker, at PrezWalker@hotmail.com or phone (831) 728-4427 if you are interested in this service so we can get a general idea about how many folks are interested in photos. You will pay for your photo(s) at the time you turn in your entries on Thursday, June 19th, between 9 a.m. and 4 p.m.

"Big Dippers" Day June 21, 2008

Sixth Annual Gourd Art Festival

May 17 & 18, 2008



9 AM to 5 PM
both days

Free Admission and Parking

GREG LEISER FARMS

21886 Knights Road, Knights Landing,
along the Sacramento River
530-735-6677

WWW.GOURDFARMER.COM



Over 40 gourd artists from all over California will be selling their exquisite gourd art. Vendors selling gourd art supplies and tools. Free live demonstrations by Maria Dellos. Enjoy a gourd old-fashion hay ride tour around the gourd patch. Pre-register for gourd art classes. Children's crafting area & on site food service.

Visit our website for complete details, map, directions

Gourd Stands



Balance your gourd and add a touch of elegance to your art with a black metal stand. Handcrafted and light weight, these wrought iron stands come complete with rubber tips.

2 inches–10 inches \$3.00 and up

Need something larger? We will gladly make stands to meet your needs. Special orders are welcome.

\$50.00 or more...free shipping until April 2008
Credit cards accepted. **Order now!**

Call: 760-723-0841 or email: creativegourds@aol.com

"Call to Artist" 2008 California Gourd Art Competition and Exhibit

The intent of the Gourd Art Competition is to encourage artists to meet the challenge of creating a gourd piece which fulfills the requirements of a show category.

Thousands of visitors attend the exhibit each year and enjoy the creativity and skill of CGS members. If requested, individual artist's telephone number may be released by CGS so that visitors may contact the artist after the show. For more information contact Larry McClelland at macgourd@aol.com

2008 California Gourd Art Competition Rules:

- Any individual may enter. All entrants must be current members of the California Gourd Society.
- **GOURDS MUST PREDOMINATE** – artistry, originality and integrity of design are considered.
- Participants may enter only one piece per category.

There are four divisions:

The Novice division is for members who have not previously won a ribbon in the CGS competition.

The Open division is for anyone who has won a ribbon in the novice division or who do not consider themselves a beginner. (honor system)

The Masters division – this division includes artists who have achieved a level of expertise as demonstrated by having won awards, had work published or sold work in galleries. Artists entering in this division may not submit entries in the Novice or Open divisions.

The Children and Youth division

- The entry fee is \$6.00 for each entry. **Make checks payable to CGS**, There is no charge for children and youth.
- All work must be original and be done by the exhibiting artist and not previously entered in any CGS competition.
- Advanced registration is NOT taken. When mailing entries, please include a completed form for each entry as well as the \$6.00 entry fee and return postage if needed.

Deadline: Mailed entries must be postmarked no later than Monday, June 16. Personal deliveries may be delivered ONLY on Thursday, June 19 from 9:00 a.m. to 4:00 p.m. so that the show may be set up prior to judging. Mail to address on the entry form page 15.

LATE ENTRIES WILL NOT BE JUDGED!

- Judging will be on Thursday, June 19. All participants agree to allow photographs to be taken of displayed items.
- Pick-up will be Sunday, June 22 from 3:00 – 5:00 p.m. Entries may not be removed early. Mailed entries will be returned within two weeks after the show. **Mailed entries must have return postage and self addressed shipping container.**
- All art work not picked up or arranged for pre-paid return will be donated to CGS.
- The California Gourd Society will officiate in all judging.
- While every effort is made to provide security for your items, the Welburn Gourd Farm and the California Gourd Society are not responsible for damaged or lost items.

CATEGORIES: IT IS THE RESPONSIBILITY OF THE ARTIST TO ENTER THEIR PIECE IN THE CORRECT CATEGORY. Judges will not move pieces from one category to another. Be certain that you have read the specific criteria outline for the category and make your decision accordingly, e.g. if the criteria specify carving with natural or clear finish only, DO NOT stain the piece or

add other embellishments.. If you have questions about proper category placement, check with those taking in the pieces. Volunteers will be available on Thursday, June 19, to answer questions. They may provide advice, but you must make the final determination for placement of your piece. Pieces entered in incorrect categories cannot be judged.

26 CATEGORIES: GOURDS MUST PREDOMINATE. INDICATE ON YOUR ENTRY FORM (page 15) WHICH DIVISION YOU ARE ENTERING AND SPECIFY THE CATEGORY BY NUMBER AND TITLE.

Category 1: Gourd with weaving of natural or man-made materials.

Category 2: Gourd with coiling of natural or man-made materials.

Category 3: This Year's Art Challenge: "The Color Purple" Create a piece emphasizing use of the color purple. Any technique or medium allowed.

Category 4: Inspired by the Sea. Create a piece inspired by the sea. The piece may be painted, carved or sculptural. Any technique allowed.

Category 5: Painting. Whole or cut gourd. Painting must predominate. On entry form, please specify type of paint used.

Category 6: Staining. Whole or cut gourd. Woodburning allowed. Staining must be featured.

Category 7: Mixed media. Whole or cut gourd. On entry form please indicate materials used. Any technique allowed.

Category 8: Hand trained gourds. This category has been named the Jim Story category. This is a relatively new category with techniques and processes growing in popularity. Gourds may be grown in a mold or otherwise manipulated. Pieces should be left natural or finished with a clear finish only.

Category 9: Clay embellishment. May be air dried or polymer clay. Any finishing technique allowed.

Category 10: Pyrography: Whole or cut gourd. Wood burned only. Natural or clear finish only.

Category 11: Carving: Whole or cut gourd. Carving must be featured. Natural or clear finish only.

Category 12: Doll/Human figure: Single or multiple gourds may be used to create a single figure. Any technique allowed. Gourds must predominate.

Category 13: Flowers: Single or multiple flowers. Any technique allowed, including burning, carving, painted or sculptural pieces.

Category 14: Sculptural bird figure: Single or multiple gourds are allowed to create a single bird. Gourds must predominate. Any technique allowed.

Category 15: Sculptural reptiles or amphibians: Create a creature that slithers, crawls or hops. Created from one or more gourds, pieces or whole. Any technique allowed.

Category 16: Gourd seeds as embellishment: Create a piece featuring the use of gourd seeds as the primary design element. The piece may be utilitarian, a creature, whatever.

(Continued on page 5)

(Continued from page 4)

Category 17: Masks: Whole or cut gourds. Any technique allowed. Must include a sturdy hanger as these pieces will be hung.

Category 18: Jewelry. Whole or cut gourds and/or pieces. Any technique allowed. May use additional materials/embellishments.

Category 19: Beaded embellishment. Beading must predominate.

Category 20: Musical instruments. Instrument must be playable.

Category 21: Whimsy. Create a whimsical piece. It may be painted, carved, sculptural or assembled. Any technique allowed.

Category 22: Inspired by Native America, including North Coast Indian.

Category 23: Inspired by the Orient.

Category 24: Inspired by Africa, including Egypt.

Category 25: Inspired by Greco-Roman themes.

Category 26: Inspired by Latin America

MASTERS DIVISION

Category 1: Vases, bowls or containers. Any technique allowed.

Category 2: Sculptural gourds. May be single or multiple gourds. Any technique allowed.

CHILDREN 12 AND UNDER. No restrictions. (minimal adult assistance, please)

YOUTH 13 – 17. No restrictions. Work of entrant only. Children and youth are also eligible to enter any Novice category.

Category 1: Anything Goes. Create a piece, functional or decorative. May be single or multiple gourds. Any technique allowed. Use your imagination

Category 2: "Critters" Create a critter, real or imaginary. Single or multiple gourds allowed. Any technique allowed.

"Absolutely awesome....I brought some friends... everyone raved about what an incredible experience it was...Well laid out...the food was great...the art was AMAZING and the atmosphere magical."-Cynthia Jacobs

Join Us For the

12TH ANNUAL INTERNATIONAL

Gourd Art Festival

June 21st & 22nd, 2008

Hosted by the Welburn Gourd Farm
in Fallbrook, CA! Gourd Art Competition
put on by the California Gourd Society!



Over 5,000 People Expected to Attend!

For gourd class registration, competition submission form, and more information please visit www.GourdFestival.com!

New VP Programs/Regional Groups

Betsy Roberts



Hello gourders!

I am so excited to have this great opportunity to assist Jill Walker, our fabulous president, and all the board members in CGS.

I have a great team of Regional Leaders in the NCal-Sandy Wilson and SCal Barbara McDermott, to assist me in helping each and every member and patch.

One of my goals is to try and visit as many patches as possible. I will work with your schedules, mine and my two wonderful Leaders and see what we can do to find a time to be there with each of you.

CGS has so much to offer us with our membership! We can learn from each other new ideas, techniques, processes and products. Thankfully we have a great newsletter to share this information.

I was so thrilled during the Patch Leader/Reps meeting to have everyone take an active part in the newsletter content for the rest of the year. Remember "We all need to participate in our organization to help all of us reap the benefits. Put into the organization what you are willing to take away and we will become so strong and educational, along with A LOT OF FUN!

I was thrilled the Patch Leaders accepted the challenge for more see page 10. Let's each do our part to have this the best competition ever in the history of the festival.

I Look forward to working with all of you and visiting your patch and all your wonderful members.

Betsy Roberts

GOURDS ARE GOOD FOR YOU

by Darlene Propp

That's the thought that came to mind as I was driving home from work one day. Gourds are good for you. Oh, not to eat – they're much too bitter for that. But mentally and physically they are very beneficial to your health.

In the winter, I start dreaming about the gourds that will soon be growing in my garden. My mind goes into a trance-like state as I ponder the different shapes and sizes that will eventually take over my backyard, maybe the front yard, and even the side of the neighbor's yard (don't tell her. LOL)

Oh, originally I plan for just a couple of varieties. Last year I planted bottle gourds and minis, and my entire crop turned out to be volunteer eggs from the year before. This year I plan to be more conscientious about where and how I plant, and try to discourage any wayward sprouts that come up. But what exercise for the mind, contemplating the myriad of gourd types, dreaming of having the very biggest kettles and the tiniest jewelry gourds. And inevitably I end up planting just a few more varieties than planned. The seeds are so small, after all.

Then along comes spring and the real heavy workout begins. I love being outdoors this time of year when the air is soft and fresh and full of perfume. The aroma of freshly tilled soil is a perfume in itself. But the soil doesn't turn over without help. Spading, digging, moving the soil, making rows, hills and paths, and setting up trellises or ladders for vines to grow on, all provide considerable benefits to the musculature. There are also the deep knee bends, bending, stretching, stooping, squatting – all great moves you'd pay Bally's big bucks to perform on their machines. The aerobic results and the calories burned are additional health benefits, and there's nothing like a good night's sleep following a day of muscling your way through these physical chores. The end crop is just a bonus.

Once the planting and mulching are done, there is the eager expectancy of vines and flowers. This anticipation is great exercise for the mental muscles. It's not just a matter of sitting on the ground staring at a hill and willing a sprout to come forth. It's the daydreaming of the wonderful crop to come and what I will do with it. I get lots of physical exercise just walking the garden every morning, pulling out little weeds, struggling with bigger ones I overlooked the day or days before, watering, doing the snail dance.

Oh, you haven't heard of the snail dance? Well, I always get a huge number of snails, and since I'm an organic gardener and don't even like to use diatomaceous earth because my cat walks through the garden, that means I spend a lot of time picking snails off the plants and bagging them, or just jumping up and down on them if there are lots (hence, the snail dance). I don't use beer either – drunken cat is not a pretty sight.

The fresh air and sunshine are enormous health benefits, but because I burn easily, I do wear sun protection – hat, long sleeves, sunscreen. I still get a lot of goodness from that old orb, even so.

When the vines begin to run and the flowers come on – oh, the thrills. When the vines are a few feet long, I pinch the ends of the main vine to encourage the lateral growth and watch eagerly for the first female flowers. If the baby gourds don't appear soon enough to suit me, I creep into my garden at night for a little gourd sex. Hand pollinating is not difficult and really works well for me. I've found it easiest to remove the male flower and flick it gently over the female. Sometimes I just leave the male flower upside down on the female one when I'm done. Night pollination means that I'm not lying on the bed watching TV for a while, so there's more exercise.

It's a long wait for the final harvest, but I get my physical exercise through daily garden checks, weeding, placing wood or newspaper bundles under the gourds to keep the bottoms clean and flat, watering, fertilizing, and making hopeful searches for gourds maturing under the big leaves. Almost daily I'm surprised and delighted to find one more gourd that had been previously overlooked.

Finally, the vines are dried and brown and it's so much easier to see that crop I've waited months for. Gourds can be surprisingly heavy for their size because they are so full of water. Cutting, lifting, stacking and hauling them takes a strong back in many cases. I stretch my muscles slowly before I begin the harvest if I have a large crop. Sometimes the vines do their own thing, creep out of the garden and run up a tree. Then I have to either climb the tree or a ladder to retrieve my cherished lagenarias. Can you say EXERCISE? Once all the gourds are collected, there are more jobs that keep me physically fit. Washing the gourds can really take it out of you, especially if you do a lot at a time or have gourds with the waxy skin that's so hard to remove. Placing them in a large trash container full of water with a lid to hold them under the water, and setting it out in the sun for a few hours, really makes the job easier. But you still have to scrub. Now, if I plan to continue to be healthy, I need to wear a mask when I do this so as not to breathe in any mold spores.

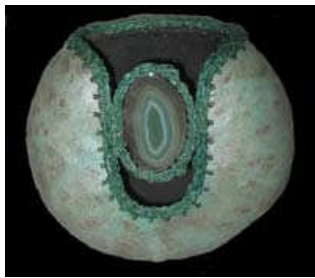
(Continued on page 13)

Hello Gourd Enthusiasts!

It's time again for the International Gourd Art Festival at the Welburn Gourd Farm, happening June 21st and 22nd, 2008.

Over 45 gourd artists are participating in this year's event, displaying some of the most amazing gourd art ever! The California Gourd Society is once again sponsoring the ever popular Gourd Crafting Arena with all proceeds going to benefit CGS. The exciting Gourd Art Competition, also hosted by the California Gourd Society is open to all members of CGS. Be sure to enter a piece in the competition! See page 4 and 5 for competition categories and guidelines. The Wine Garden, delicious array of food, live demonstrations, plus an excellent crop of wonderful gourds guarantee an exciting and fun-filled festival!

Once again, the highly acclaimed gourd art classes are filling up at an astonishing rate.



They will be held the 3 days prior to the festival, Wednesday, Thursday, and Friday, June 19th, 20th, and 21st. Keep checking the "Classes" page of the festival web site for updates, at www.GourdFestival.com


If it's not possible for you to be a CGS volunteer you can save money by purchasing your Festival tickets online. Online ticket price is \$8.00; the price at the door is \$9.00. For more information or any questions, call Vickie Knox, Festival Director at 760-728-4588.

We look forward to seeing you in June!


Festival brochures are now available in quantity to gourd patches or other organizations. Contact Vickie and they will be mailed to you.

FINALLY! A Gourd Cleaning Tool That Really Works!

"I used my new Easy Cleaner Balls...I am in Heaven! They are GREAT!!!!!! No more sore fingers, hands, wrists etc...In



5 short minutes I cleaned a gourd that would normally take hours. Thank You!"
-Ivy Allen, South Jordan, UT



"I love the gourd cleaning ball. I have used many, many tools from hand sanding, paint strippers, sanders, gourd wands and genies. I have found the [Easy Cleaner Ball] to be my favorite and use it nearly all the time now." - Dianne Connelly, artist and Instructor

Now Available in NEW 'micro' and 'mini micro' Sizes!

Request Your FREE Catalog and Shop Online at: www.WelburnGourdFarm.com or call toll free 1-877-420-2613!

Sawing Betsy Style

I use the Minicraft or Proxxon saw on thick gourds and the MicroLux saw on thinner gourds. My rule of thumb is to put the saw blade in the gourd and test if it will cut the gourd. If it just sits there and vibrates, with the MicroLux at times, I need the bigger saw. Of course I do this after I have put a thin slice mark in with a paring knife. I do not use an Exacto knife as it isn't always strong enough for the gourd. After I broke the first Exacto blade off in the gourd, I switched to a paring (kitchen cooking knife) knife so I would have a firmer handle and not be afraid of it breaking in my hand, cutting myself. I do all the cutting by moving the gourd more than the saw. I believe it is better to make this a slower process for better control. Especially when working with a thick large gourd. I hold the large gourds in my lap for ease of control and better moving of the gourd NOT THE SAW.

Here is what I do:

I put my blade into the gourd making sure the toe/shoe of the gourd is flat onto the surface. As we know all gourds are mostly round, so I apply a bit of pressure to the front end of the toe/shoe of the gourd instead of pushing down on the back part of the saw. I find if I push on the back of the saw it is causing the blade to work at a tilted angle not a straight angle.

Start slowly and LISTEN to the saw. When you hear it "bogging down" or "working hard" back off the cut. Several things could be happening:

1. You are PUSHING the saw through the gourd
2. Your cut is filling with saw dust.

When the noise changes - back up a tiny bit - stop PUSHING or let the saw dust fall into the gourd. I make one cut for the entire gourd. I had a student here the other day and we spent about 30 minutes with several of my gourds and she learned what I just explained and was thrilled. Her biggest complaint before we started was she felt she was all twisted around her gourd. As I watched her body language two things were happening:

1. She had her elbow high in the air trying to maneuver the saw around the gourd - instead of moving the gourd.
2. She was pushing the saw in the back and forcing it through the gourd. After we worked on making the corrections for the above issues, her cuts were smooth, very precise, sharp where she wanted them and curved where she wanted them. We used a coarse blade in my old MiniCraft saw and she could do the most intricate cut after working with her and learning to LISTEN to the tool.

My advise would be to get a gourd and practice until you are comfortable with the process and can hear what is happening with your tool. After some practice you may find from time to time you can switch the saw off while leaving it in the gourd to more easily re-position the gourd; then switch it back on and continue cutting. (Not everyone can simultaneously control the direction of the saw and continuously re-position a gourd.)

Betsy Roberts

CALL FOR VOLUNTEERS!!

Wednesday June 18 through Sunday June 22, 2008

For the

CALIFORNIA GOURD SOCIETY 12TH ANNUAL GOURD ART COMPETITION AND EXHIBIT SATURDAY & SUNDAY, JUNE 21 & 22, 2008

Fun and interesting volunteer opportunities await those CGS members who plan to attend this year's Welburn Festival. Your contribution of time will help CGS inspire and expose gourd art to thousands of people. In addition to all those who experienced the art exhibit and signed up for membership at the information booth last year, several hundred individuals created a piece of gourd art in the Crafting Arena. Some of these may be the next generation of CGS!

Volunteers who donate two or more hours will earn free entrance to the Festival. Also, for each hour you volunteer, you'll receive a raffle ticket for a chance to win some fun prizes. Opportunities include monitoring our exhibit to welcome and share your enthusiasm with visitors, or maybe you would like to answer questions and sign up new members at the information booth. Perhaps you would find mentoring and assisting visitors to create gourd art in the Gourd Crafting Arena more to your liking (tools and materials will be supplied).

We are very pleased to have Charlene Smith, Ventura County Patch leader, as the coordinator for the Crafting Arena this year. Volunteering in this area will be great opportunity for you to, not only help us raise money that can be used by patches for CGS outreach programs, but to play a role in the magical interaction with newcomers to the world of gourds. We are accepting any useable embellishment members are willing to donate for the arena. We hope to continue to have a separate children's crafting area, but we must have an experienced person(s) to lead this effort throughout the weekend in order to offer this very valuable element. So, if this is something that would be up your alley, we'd love to have you!

On Wednesday, June 18, we need help with the set up of the CGS booth and the competition/exhibit space.

On Thursday, June 19, starting in the morning help is needed with receiving art competition entries, unpacking shipped art work and setting up the display. The Craft Arena will need help setting up also. Then later in the day judges and recorders (this is excellent opportunity to learn about judging) are needed. *Judging will take place on Thursday afternoon*

On Friday, July 20, we will be finishing the CGS booth, staging of the competition tents, photograph competition pieces, finish the craft arena.

On Saturday, June 21, we need people to monitor the exhibit, set up and sit in the CGS info/sales booth and assist festival visitors in learning about gourds in general and to create gourd art in the Crafting Arena.

On Sunday, June 22, we'll need the same areas covered as Saturday, plus take-down after the Festival (with great numbers of people, this takes surprisingly little time.)

If you are planning to attend the festival, please contact me, Peggy Blessing, glassworks2005-gourdnews@yahoo.com or 858-292-9219, with your availability to volunteer. Charlene or I will be in touch with those who sign up as we get closer to the event to work out a schedule and get your address to mail the comp ticket(s).

CALL FOR JUDGES!

CGS members who wish to participate in the gourd art judging process are welcome to join the training and judging session on **Thursday, June 19** beginning with training at 4:45 p.m. followed by judging. This is a fun experience that benefits the participating artists and thousands of visitors that view the exhibit each year.

Contact me Jill Walker, prezwalker@hotmail.com

In Memory of

Lois Rainwater, noted basketry and gourd art teacher, passed away peacefully in her beloved Tujunga Canyon home on Sunday,



March 23, 2008. Lois was an innovative basket maker who mentored hundreds of students in her third (late in life) career. As a young mother and wife, she co-founded the Unitarian Church that still thrives in the San Fernando Valley. She began teaching elementary school in her middle years and took enormous joy in each student's progress. Her retirement years were filled with the amazement, delight, and discovery of her creative talent as an artist and teacher. In the early 1990's Lois suggested that the founders of the California Gourd Society use her mailing list to start the fledgling guild. Her students and friends responded enthusiastically and the CGS network was established. Our interconnected lives, the friendships, the amazing gourd art, the sharing we value, and the encouragement we offer to each other are a tribute to this remarkable woman. Thank you Lois.



Let's Get Gourd Acquainted
NEW LEADERSHIP— NEW POSITIONS - REGIONAL PATCHES

Are You Part of the Challenge?

As I said earlier I challenged each patch to take part in the newsletter, and they stepped up to the plate. We have a great foundation of participation for the rest of the year, through our outstanding patch leaders/ reps taking the reigns and committing to participating to provide wonderful tool, on line, historical, and growing information in each issue.

I also challenged each patch to have a minimum of 10 entries in our annual CGS Gourd Art Competition and Exhibit, at the Welburn Gourd Farm, with the Fallbrook patch upping the challenge and committing to a minimum of 20 entries and Channel Islands stating they know they can do at least 15. With great numbers like these we will for sure have more entries than last year and marvelous participation from the entire state.

If a patch is having difficulty getting their entries to the festival by Thursday they can first always mail them, but secondly, contact other close patches or their Regional Leaders, Sandy and Barbara to help brainstorm on how to get the entries to the festival.

I want each patch to know I am excited to take an active role in CGS and my goal/commitment is to attend a patch meeting with each of them. I would love to hear from each Patch Leader/rep and we will work out a calendar that works for both of us.

We need to work together to take the wonderful work Carol Rookstool has done to a higher level and show her how much we appreciate all her hard work over the years of dedication to the patches and build our gourd community even larger.

I am so excited to work with Sandy and Barbara and know with the three of us working together, we can be there for anything the patches need assistance in at any time.

I want to thank Charlene Smith for stepping up and volunteering to head up the CGS Craft Corral at Welburn's, this is a big job in the past it has been coordinated by the O. C. Patch and most recently Carol and Diane Rookstool. Carol is ready to mentor Charlene to take this great educational fun filled event higher and higher.

I promise to do my best to continue the work Carol has so generously given to everyone of us in CGS.

Betsy Roberts

VP Programs/Regional Groups
gourdprincessb@yahoo.com

**New Northern California Regional Coordinator is:
Sandy Wilson**

Contact: 530-644-1550 or artsydogs@comcast.net

I was brought up a crafter. Honed my skills and owned and operated my own ceramic studio. Discovered canvas, oils and acrylics. Fell in love with gourds. Attended Asilomar for the second time this year and volunteered to be the Northern California Patch Coordinator. What a great way to meet lots of nice people, and make sure this wonderful field continues to grow. I'm looking forward to contacting and working with all of the patches in my area, and hope they will not hesitate to contact me. It is exciting to be given this wonderful chance and hope these patches will share in this opportunity with me.

Sandy Wilson

**New Southern California Regional Coordinator is:
Barbara McDermott**

Contact: 951-894-1817 or mcdeart@verizon.net

Hello Patch Leaders,

I am so excited to be your new Southern California Regional Coordinator.

Some of the most rewarding and best times of my life have been as a Patch Leader. Through those years the people I have met, the friends I have made and the memories and experiences I have shared will stay with me forever.

I'm now looking forward to getting to know you all better and assisting you in any way I can in order to promote the areas of FUN, Patch growth and communication. Please feel free to contact me at any time with any questions or concerns that you may have.

Barbara McDermott



Northern California Patches: Listed alphabetically below. divide is starting at Santa Cruz and patches above.

Amador County

Patch Coordinator: Carol Cherry
(916)941-1551 or
Sylvia Nelson, (916)682-2437 or sylvianelson@citlink.net

Bachelor Valley Gourd Club of Lake County

Patch Coordinator: Marilyn Crayton
(707) 275-3469, Doodahlandgourds@hotmail.com or
Kennie Winter (707) 263-7980 or (650) 948-918
kenniewinter@yahoo.com

Folsom/Sacramento Patch "Gold Miners"

Patch Coordinator: Susan Gouig
(707)433-8223 day or (707) 433-9162 Eve.
suegg51@yahoo.com

Foothill Gourders

Patch Coordinator: Sandy Wilson
530-644-1550 artsydogs@comcast.net

Galt Patch

Patch Coordinator: Elizabeth Kummerle
(209)745-6618 or ekummerle@sbcglobal.net

NEWLY Re organized

Petaluma/Sonoma Patch

Patch Coordinator: Georgette Maffei
707-996-8667

San Francisco East Bay – East Bay Gourd Patch

Patch Coordinators: Kay Van Hoesen
(925)254-0838 or kdvanh@sbcglobal.net
Kathleen MacIntyre kmac1958@hotmail.com
Kemper Stone gourdcamp@yahoo.com

Santa Cruz Gourd Patch

Patch Coordinator: Barbara Johnson
(831) 440-1540 or greggjohanson@earthlink.net
Kris Mangliers (831) 338-3449 or kmangliers@msn.com

Silicon Valley – Calabash Club of Silicon Valley

Patch Coordinator: Jayne Xavier
(408)779-9550 or nimbleneedle@aol.com

Southern California Patches: Listed below alphabetically. All patches below Santa Cruz will be considered Southern California.

Antelope Valley Gourd Patch

Patch Coordinator: Nancy Brown
(661) 944-5528 or Nancy_b93544@yahoo.com

Bakersfield/Kern County Gourd Patch

Patch Co-Coordinator: Melanie Ansolabehere,
(661) 836-2501 or littlefeather3@aol.com
Carol Walter, (661) 588-8398 or glwalter39@sbcglobal.net

Fallbrook Gourd Patch

Patch Coordinator: Sherry Hunga-Moore
florashm@aol.com or
JoAnn Clark (760) 749-9410, b4gourds@yahoo.com
Our Website: www.fallbrookgourdpatch.com

"NEW" Lake Isabella Patch

Patch Coordinator: Gay Schuell
760-379-3559 or gayschuell@verizon.net

Los Angeles – Gourd Artisans of Los Angeles (GALA)

Patch Coordinator: Larry McClelland
(310)549-3294 or macgourd@aol.com

L.A.W. (Los Angeles West) Gourd Patch

Patch Coordinators: Dr. Judy Bin-Nun,
(310) 207-2998 or jbn12401@aol.com
Colleen Huff, colleenhuff@charter.net or
Sheila Goetz, shegoetz@earthlink.net

Los Angeles – Inner City Patch

Patch Coordinator: Bea Jones
(323)291-8752 or beasyche@aol.com

Orange County Gourd Society Patch

Patch Coordinator: Susan Sullivan
(714) 997-4482 eves or susansphn@aol.com
Our website: www.orangecountygourdsociety.org

Pico Rivera/Whittier Patch

Patch Coordinators: Tony and Paula Torres
(562)328-5124 or AyPTorres@msn.com

San Bernardino Patch

Patch Coordinator: Darlene Propp
(909) 862-9717 or dragongourd@dslextreme.com

San Diego – Misti Washington Gourd and Basket Guild

Patch Coordinator: Peggy Blessing
(858) 292-9219 or glassworks2005-gourdnews@yahoo.com
Patch Co-Rep: Vickie Echols at: Vickie79@earthlink.net
Our Website: www.baskets-gourds.com

San Fernando Valley Gourd Patch

Patch Coordinators: Art and Nina Lowy
(818) 996-3606 or artlowy@mac.com
Dori Aberson (818) 702-8020 or daberson@aol.com

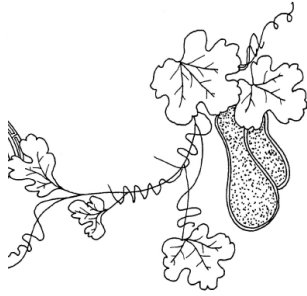
Tulare Sequoia Patch

Patch Coordinators: Toni Best
(559) 627-5430 or capineneedles@sbcglobal.net
Sue Winters-Brown ((559) 561-0608 or suewb@tcoe.org

Ventura County – Channel Islands Gourd Society

Patch Coordinator: Charlene Smith
(805)649-9868 or ojairedhead@hotmail.com
Patch Coordinator: Elsie Cogswell (805)491-5846 or
elsiecogs@verizon.net
Our website www.channelislandsgourdsociety.com

Editors Vine



First special thanks to *Ray Cogswell, Colleen Huff, Darlene Propp, Sherry Hunga-Moore and Susan Sullivan* for all the great the pictures in this issue. Gourders this is just a small sample for more go to our website:
www.calgourd.com

Wow! Thank you, to all that contributed articles to the Golden Gourd. Your response for this issue has been over whelming. And as some of you can see I was unable to include everything that was sent in. I have tried to balance all the time sensitive, news announcements as well as introduce some of our members to you. Since your response was so great I already have some gourd tales in reserve for the Summer Issue that will be out in July. Plus other more long term projects in the making.

We will also begin to put more of the patch information that had been in the Regional Round Up out at our website as well as class listings. This is being done for several reasons, one so that we can keep you more up to date between issues and also to have more space for member participation in our newsletter.

I look forward to working with Betsy and her team, and the rest of the CGS Board as we discover new ways the Golden Gourd can better serve and express our entire memberships great talents. Lisa Toth will also be working with them at the website.

Now on to the festivals and gourd gatherings we are just getting started. I'm looking forward to going to several of them. Ok I remember I wanted to remind you, these are great opportunities to have your "Books" signed by your favorite artist and in some cases the authors themselves. There is usually a vendor or two that sell books at each event if you don't already have them.

Another fun thing... I had a great time trading "ATC" cards at Asilomar. I know some of you are not sure what a ATC is "Artist Trading Cards". You may remember Pat Wescott introduced it to CGS in the Fall 2007 Issue of the Golden Gourd page 4.

The "Original ATC that you will see if you *Google* ATC are smaller". Pat started ours out with a 3x5 index card, and I have to say you sure can do a lot with an index card. And the clever little holders I love mine. But the size doesn't matter, also you can make several styles. Have fun trading. SO far my furthest ATC comes from Janie Calamia in Kentucky and I have 14 cards in my collection.

Happy gourding! Mary Bliss

INSPIRATION

While attending the last Asilomar Gourd College CGS meeting this past April, Betsy Roberts asked us from where do we get our inspirations. The room went silent for a moment and then she asked the question again, but this time directed to me. "Marilyn, what inspires you"? My immediate response was "my mistakes". Betsy said "great. Write me a paragraph about your inspirations and mistakes". Sooooooo, here it is.

One of my mentors can frequently be heard saying, "There are no mistakes, just creative adjustments". Sound like Kathy Riker to anyone out there?

Whenever I seem to have goofed up a gourd beyond hope, now instead of fretting over it, I set it aside but in full view and wait until the gourd starts to talk and then off we go in another direction. Frequently the end result is much better than the original plan. Sometimes I just have to be open to the way the gourd wants to be (still learning this), and not try to force it into my vision or make it behave in any one manner. Color inspires me. The first three to four years the few gourds I made were all solid tan or brown. They were very blah. Then a couple of years ago color started to find its way onto my gourd canvas. I would find myself watching television commercials or looking at magazine ads for pleasing color combinations. Soon I would be in my work space selecting the colors that seemed to fit. The first gourd I did with this 'ad technique' (last year), used the Channel 2 news colors of brown, ochre and blue. Very pleasing, I named it my KTVU Gourd.

Thank you Betsy for asking me to write this and for making me feel more a part of CGS.

Marilyn Crayton

Pictured below is the work of Artist/Teacher
 Noi Thomas





I am so excited about the new support team for the regional gourd patches. Betsy Roberts has great enthusiasm and energy to devote to the delightful job of getting ac-

quainted with the talented group of regional reps that serve CGS members throughout the great state of California. Under Betsy's leadership, Barbara McDermott will continue to support the groups from Fresno to the South. Sandy Wilson is new to the role of providing support to the Northern California patches. She will quickly learn that the talent and energy are awesome!!! Please get acquainted with these generous and enthusiastic volunteers.

As we grow, I want to encourage all CGS members to enter the great Gourd Art Exhibit and Competition to be held on June 21 and 22. This is our chance to shine! Check out the categories and get those gourds mailed or delivered. CGS members, from beginners to pros, are an inspiration to the public. Let's do it!

One of my favorite CGS jobs is to introduce beginners to the fabulous world of gourd crafting. Last year, CGS taught over 200 new-bees how to make a gourd bowl. It was a blast. We have a great network of about 20 volunteers who host art-stations with space donated by Welburn Gourd Farms. Our supporters have donated gourds, tools, dyes, inks, polishes, woodburners, ribbons, paints, glues, and finishes. Charlene Smith will have us ready for June 21 and 22, 2008. We would like to welcome more teacher-volunteers this year. If you can volunteer an hour or so... we have a great time and learn so much from each other. Please contact Peggy Blessing at: giza2005@sbcglobal.net to join our teacher corps.

Thanks to each and every one of you for making CGS such an exciting adventure.

Carol Rookstool

(Continued from page 6) "Gourds are good for you"

Once they are clean and dry, I hang my gourds in fishnet-type bags from the rafters in my garage/work area. Climb that ladder again. And of course, when I want to use one, it's up and down the ladder, maybe several times, to get the one I really want to use. Or, I can bend and stoop to get at the stash that's in bags under the shelves in my laundry room. Or...I can lift and move big tubs full of smaller gourds searching for just the one I want for a job. All health benefits, yes?

And we haven't even discussed the mental health benefits of having many, many gourd artist friends with whom to share ideas and techniques. We get to know each other so well that often we form life-long bonds. The love of all things gourd has caused many of us to travel to places we had never dreamed of visiting, of stretching ourselves beyond limits we would not have thought possible, and opening ourselves up to new vistas and endeavors.

The creation of gourd art is mentally stimulating and very relaxing for many of us. And while it can require some physical labor, the main benefit, I think, is the satisfaction in our very souls that comes from taking a beautiful piece of God's creation and adding a bit of ourselves to it. Gourds are, indeed, good for us.

CGS BOARD OF DIRECTORS 2008

President

Jill Walker PrezWalker@hotmail.com (831) 728-4427

VP Communications: Web mistress

Lisa Toth gourddiva@verizon.net (805) 735-7329

New * VP Membership

JoAnn Clark b4gourds@yahoo.com (760) 749-9410

New *VP Programs/Regional Groups

Betsy Roberts gourdprincessb@yahoo.com (619) 460-0732

Secretary

Lynne Bunt lynnebunt@sbcglobal.net (559) 561-1925

Treasurer

Betty Bluekle betty@taxationpros.com (559) 784-7900

Directors at Large

Rebecca Cileo luv2ridgededi@aol.com (530) 357-4855

Larry McClelland macgourd@aol.com (310) 549-3294

Doug Welburn info@welburngourdfarm.com (760) 728-4271

Editor, The Golden Gourd

Mary Bliss editorgoldengourd@yahoo.com (714) 693-1840

President Emeritus

Carol Rookstool crookstool@aol.com (213)624-1200 x3023

CGS On—Line

<http://www.calgourd.com>

<http://groups.yahoo.com/group/calgourd/>



Introducing
Mardi Gourds
Gourd art & supply

Providing Fine Gourd Art, Tools, Supplies,
Classes, and Tutorials
To meet the needs of the Gourd Enthusiast

Visit us at our website
www.mardigourds.com

or call toll free **866-507-2111**
Mary and Dick Segreto
info@mardigourds.com

HAVE YOU HEARD? The Best-Selling GourdMaster™ Ink Dyes Are Now Available In 30 Fabulous Colors!!



"Greetings Folks! Wanted to tell you just how happy I am with the amazing new colors offered in your new gourd dyes! The colors are bright & crisp, easy to use. Many Thanks!"
-Cynthia B, www.picturerocks.net

Pictured below, new Ink Dye colors are used in the wildly popular "Faux Turquoise Inlay" class, taught by Carrie Dearing.

"Wow! I love the new Ink Dye colors! My favorites include Eggplant (so gorgeous) and also Blue Denim. The Rich Mahogany I use in almost every one of my gourd pieces." -Carrie Dearing, www.CreativeGourdArt.com



SPECIAL OFFER: Purchase an Ink Dye Value Pack of 10 colors (Basic, Cool, or Warm colors) and save \$10.00! Regularly \$63.00, **Just \$53.00!** Use coupon code ADGG. Order online at www.WelburnGourdFarm.com or call toll free 1-877-420-2613 expires 7/1/08

The 7th and final CGS Gourd College at Asilomar has come & gone. We had a wonderful sun fun filled relaxing weekend.

I personally want to thank every one of our members who have made this event so very special. Your enthusiasm and contributions to the raffle/ auction in addition to making for a fun filled Saturday night also allowed CGS to provide scholarships and funding for the day to day business of running a non profit.

Thanks to our Betsy Roberts, we received record donations from sponsors/ vendors. Our auctioneer Donna Rositani and presenters Kellie Delp, Betty Finch, Kemper Stone and Cookie Hanson did a wonderful job. I don't want to forget the rest of the Lucky 84 thank you! More highlights will be at our website in the coming weeks.

A very special thanks to our dedicated teachers who continually apply their creativity in designing new classes to keep our loyal members stimulated. Jill Walker thank you for the party and many fun activities and Carol Rookstool for being my mentor & sounding board through these many years. Last but not least thank you to Mary Bliss & Lisa Toth for the many hours you spend advertising this and many other CGS events.

Soon you will be hearing about the new and exciting activities CGS is planning. And especially the Tulare gourd groups plans for 2010.

So get ready there is a lot more fun ahead our gourd excitement is just starting.
Lynne Bunt

Betsy's #1 Rule of Gourding: Get out of your box!

Find all the tools, supplies and embellishments you need to let your inspiration soar.

Power Carving and Woodburning Tools:

MasterCarver
Burnmaster
Microlux Gourd Saw
Microlux Sander



Embellishments:

Handmade Papers
Leafing
Feathers - dyed pelts, loose, strung and natural
Danish Cord
Beads

Accessories & Supplies:

Tungsten Carbide Burrs
Professional Diamond Burrs Sanding Disks
Saw Blades
Betsy's Famous Glue Bottles
Specialty Pigments - Radiant Rain and Pearlex
Bead Bowls

*Galaxy
Gourds*

www.galaxygourds.com

If you don't see it — ask!
Contact Betsy Roberts at
gourdprincessb@yahoo.com

**CALIFORNIA GOURD SOCIETY
COMPETITION 2008 – ENTRY FORM**
One form per entry, please

Name- (Please print) _____

Mailing address: _____

City: _____ State: ____ Zip code: _____

Phone: () _____

Email: _____

Division: Novice _____ Open _____ Masters _____

Child _____ Youth _____

Category No. _____

Category Title _____

Any description required by category. See list:

I have read the competition rules and agree to abide by them. Signature: _____

Mail or deliver your entry (see competition rules) with \$6.00 per entry fee to:

California Gourd Society
c/o Welburn Gourd Farm
40635 De Luz Murrieta Rd.
Fallbrook, CA 92028



**CALIFORNIA GOURD SOCIETY
MEMBERSHIP APPLICATION**

(Please note when you pay multiple years at a time you will still get receive your coupons and membership card once each year during your renewal quarter).

NEW MEMBER _____ RENEWAL _____
(SEE BACK PAGE OF THIS FORM FOR EXP DATE)

Name : _____

Mailing Address: _____

City: _____ State: _____ Zip: _____

Phone: () _____

Email: _____

PREFERRED METHOD OF NEWSLETTER DELIVERY:
(Color) EMAIL _____ or (B & W) SNAIL MAIL _____

Annual dues: \$ 20 (1 year from the date you join):

**Please make check payable to
California Gourd Society (CGS) and mail to:
California Gourd Society, c/o JoAnn Clark,
PO Box 2802
Valley Center, CA 92082**

**Annual membership dues for our national organization,
the American Gourd Society, are pro rated and paid
directly to: AGS Membership Secretary,
317 Maple Ct.,
Kokomo, MI 46902-3633**

**Proxxon Jigsaw
Razortip • Hot Tool**

Lifetime Satisfaction - Guaranteed
Free Catalog

Books, Supplies and Tools for Gourd Crafts

(800) 544-3373

926 Gilman Street at 8th
Berkeley, CA 94710



The Caning Shop

www.caning.com

Welburn Gourd Farm

*The largest supplier of quality, organic hardshell gourds,
growing over 350,000 gourds per year!*



"My husband and I ABSOLUTELY love your gourds!! We'd purchased gourds from other gourd farms before ordering a Welburn gourd... and the difference... WOW!! Each time we open a Welburn gourd we are amazed at how thick they are!!"

Request Your FREE Catalog Today! Just visit our web site at www.WelburnGourdFarm.com or call us toll free, 1-877-420-2613.



**The Golden Gourd
California Gourd Society
5765 Via Del Coyote
Yorba Linda, CA 92887**

PAULA COLLINS ARTIST EXTRAORDINAIRE



Paula is a native of California raised and living in Fillmore CA.

She is self taught and produces more artwork than most of us dream of.

Paula belongs to the Wearable Art Connection and sews beautiful jackets. She also belongs to Channel Islands Gourd Society in

Santa Rosa Valley and her gourd art is mostly Native American designs and imagination. She does get some ideas from books and magazines but her pieces are distinctly her own using wonderful color combinations and embellishments.

What a joy it is to see Paula's work in local Libraries, festivals and County functions. Paula recently participated in the Moorpark Arts Festival on May 4th. I hope you have a chance to see her creations.

Charlene Smith—Channel Islands Gourd Society



*Please renew before your Membership
Expiration Date listed above*

**Fist Class Mail
Dated Material
FORWARDING SERVICE REQUESTED**



THE GOLDEN GOURD

The Golden Gourd is published quarterly by the California Gourd Society, NU Chapter of the American Gourd Society.

Editor/Graphic Design/Advertising

Mary Blisseditorgoldengourd@yahoo.com

Electronic submissions preferred: newsletter@calgourd.com
For ads please make checks payable to: California Gourd Society,
Mail : c/o Mary Bliss, 5765 Via Del Coyote, Yorba Linda, CA 92887
Snail mail or questions by phone cheerfully accepted: Phone:
(714)693-1840 (after 11:00 a.m. PST)

Article/Ad Deadlines plus Ad Rates

SpringApril 20, 2008
SummerJune 30, 2008
FallAugust 20, 2008
Winter November 20, 2008

1/3 page \$70 per issue
3" X 3" - \$35 per issue
Business Card Size/Classifieds \$15 per issue

The editors reserve the right to edit any submissions for content and consistency.

All contents copyright © California Gourd Society 1997— 2008.

For permission to reprint excerpts, please contact Mary Bliss ...editorgoldengourd@yahoo.com