

THE GOLDEN GOURD

THE NEWSLETTER OF THE CALIFORNIA CHAPTER OF THE AMERICAN GOURD SOCIETY

Volume 11, Issue 1

Spring 2009

Inside this issue:

Time To Get Your Gourds In Gear! * CGS Mini Gourd Mask Fundraiser	1
President's Message * Mission Statement * Congratulations	2
News Flash Golden Gourd * Native American Gourd Folklore	3
Call to Artist June 2009 CGS Gourd Art Competition Rules	4
June 2009 CGS Gourd Art Competition Categories	5
Welburn Gourd Farm Pre Festival Class Listing and Pictures	6
The 13th Annual International Gourd Art Festival, Welburn Gourd Farm	7
The 7th Annual Greg Leiser Farms Gourd Art Festival	8
Greg Leiser Farms Pre Festival Gourd Class Listing and Pictures	9
Here Come the Judges by Susan Sullivan	10
CGS Board * New CGS Board Members * In Memory	11
Gourd Sightings in the Media by Darlene Propp * Classifieds	12
Come be a part * Mini Gourd Mask Fundraiser (continued) * Teachers Wanted * Classifieds	13
Inspiration Abounds by Darlene Propp	14
June CGS Art Competition Entry Form * CGS Membership Form * Classifieds	15
Editor's Vine * Classifieds	16

Time To Get Your Gourds In Gear!

"The Patches Are Eager To Spread the Glow"

The Festival Season Is ON!! Where will your vine take you? Choices, choices, choices! We have several Gourd Happenings coming up throughout our state. You will find more details in this issue and online.

May 2 & 3 is the Misti Washington Gourd & Basket Guild Weekend in the Gardens at the Quail Botanical Gardens in Encinitas, CA. Website: www.baskets-gourds.com

May 16 & 17 is the 7th Annual Leiser Gourd Festival. Featuring the *NEW C.G.S. Northern Section Gourd Show*. This festival takes place at Greg Leiser Gourd Farm in Knights Landing, CA. More pre festival class details inside and at: www.galaxygourds.com/index.php/cPath/134

June 27 & 28 we have our Annual CGS Gourd Art Competition and Exhibit during the 13th Annual International Gourd Art Festival held at the Welburn Gourd Farm in Fallbrook, CA. Get your complete festival actives and details about pre festival classes at: www.welburngourdfarm.com

It's Gourd Time ! Grab Your Buddies Hit The Road!!

CGS Mini Gourd Mask Fundraiser

First there was the Traveling Gourd it visited patches North, South, East and West, each time transforming a once plain gourd surface into a masterful art piece.

Then the Ashanti Mother brought forth a myriad of multicultural gourd babies into the world.

Now, CGS would like to invite all members to join the fun and create a Mini Gourd Mask. We are challenging each of you to put on your creative hats and design a unique one of a kind mini gourd mask!

Donated masks will be mounted into shadowboxes of various sizes each holding multiple masks to create one-of-a-kind gourd art masterpieces!



- The mini gourd mask including embellishments can be NO LARGER THAN 3 1/2 INCHES IN ANY DIRECTION
- The mask must be flat on the back and have a hangar attached.
- Each artist should sign the mask on the back.
- Deadline for receiving completed masks is January 15, 2010.

(Continued on page 13)

MISSION STATEMENT

To promote the horticulture, crafting and appreciation of the hard-shelled gourds (*Lagenaria Siceraria*) by providing charitable and educational activities to members of the society, growers, artists, crafters, business people and the public through community support and education.

This is your Gourd President Speaking: Best wishes to all for a good gourd year!

We completed the CGS Board Meeting recently and I am still excited about the number of issues that we discussed and the strong support I received from everyone. Unfortunately we had some key persons unable to attend, Secretary Lynne Bunt, Treasurer Betty Bluekle, Director at large Larry McClelland and Editor Mary Bliss. Each of these officers did their best to supply us with essential information needed to make good decisions on behalf of you, our members.

We have received resignations from two Directors at Large, Rebecca Cileo and Doug Welburn. Each of these members have been active in CGS for over ten years! We thank them for the long service and hope to see them at future gourd events.

We are very fortunate to have two wonderful candidates step forward to fill the open Director at large positions and be confirmed by the Board. Our former VP of Membership, Niki Escobedo, has taken one of these positions. We feel very fortunate to have Greg Leiser accept the remaining Director's position. Greg and Mary Leiser have both been long supporters of CGS and the work we do. Having Greg on the Board helps us continue to have the perspective of a gourd grower which Doug Welburn has provided in the past. We welcome both these new officers and thank them for lending their time and talents.

As you know we have been advertising in the Golden Gourd for several issues for the offices of secretary and treasurer. We have spoken to a number of members and have finally found a qualified, willing, member to serve as our treasurer. This news was warmly received by the board members and we confirmed the appointment of Christina Chrivia to this important office. We will be making a transition from Betty Bluekle to Christina as soon as we can meet and pass on the necessary documents and information. We will notify everyone when that occurs. A big THANK YOU goes out to Betty for continuing to serve CGS long after she asked to be relieved of her duties.

We had ten enthusiastic patches represented at The Patch Leaders' Meeting/Retreat at the Clark Farm in Valley Center, the week-end of February 14 and 15th. They each reported on a wide array of activities in which their groups have been involved. I am proud to be a leader of such a dynamic group of individuals. Please attend your next patch meeting to get all the detailed information. We will be forwarding information to those patch leaders who were not able to attend.

Patch Leaders will be returning with full information about our current cooperative traveling gourd Mini Gourd Mask project. I hope many of you will take part in our effort as raffling off the finished products will help raise money for both your local patch as well as the CGS general fund.

After our appeal at the Patch Retreat for someone to volunteer to serve as CGS Secretary three individuals offered their names: Peggy Blessing, Darlene Propp and Susan Sullivan. We thank each of them for coming forward. After a very close vote the Board has selected Peggy Blessing to serve for the next two years. Thank you Darlene and Susan for your willingness to serve. I hope you will come forward when we have another vacancy.

There are still spaces open in our first ever Northern California CGS Gourd Show at the Leiser Festival in May. Use the application from the Fall issue of the Golden Gourd. We are excited to share the talents of our members with the visitors to Knights Landing. I hope you are also preparing more of your astounding works of gourd art for our annual competition at the Welburn Farm's Festival in June 27-28th. Complete details in this issue! Let's wow everyone again this year!

Jill Walker



Congratulations California AGS Members:

Leigh Adams, Diane Calderwood, Gloria Crane, Laurie Fertig, Sandra Heidlebaugh, Linda Kelly, Donna Nelson, Betsy Roberts, Rebecca Stark and Jill Walker on having completed and passed the American Gourd Society Master Judges Training course given by the AGS.

Look for a Training Course in your area!

Their successful passing allows them to Train and Certify AGS members to be AGS Certified Judges. Already Diane and Sandra have conducted this course and we have twelve new AGS Certified Judges.

NEWS FLASH... NEWS FLASH... NEWS FLASH....

The California Gourd Society is poised to join the electronic age!

After serious discussion at both the Board Meeting in January 2009 and the Patch Leaders' Meeting in February it was confirmed that the time has come for us to offer our news as published in *The Golden Gourd* in an electronic pdf format only.

Some of the advantages to the Society by going electronic only are:

- *CGS will save many precious dollars that can use for other activities which benefit of our members and help us fulfill our mission statement.*
- *No waiting for hours by the mail box for you next copy!*
- *The length of newsletter can be expanded to any length needed to communicate with our members.*

Help us prepare for this change by making sure we have your correct e-mail address please contact JoAnn Clark: b4gourds@yahoo.com

PATCH LEADERS, please contact each patch member and have them confirm their current e-mail address.

If you don't have a computer or e-mail service *how will you receive the newsletter?* Some suggestions the leadership came up with are to ask someone (perhaps someone in your patch) to make a hard copy for you, go to the library and print out a copy or have a computer-savvy young person help you get a copy.



NATIVE AMERICAN GOURD FOLKLORE

Native American uses for the gourd

The Cherokee's used the seeds of the bottle gourd by soaking the seeds to make a poultice used to treat boils.

The Seminole used the seeds for adult's sickness caused by adultery; i.e. headaches, body pains and crossed fingers!

The Seminole also used to burn the seeds to smoke the body for insanity – (it didn't mention whether or not this was done before or after the adultery sickness treatments).

The Hopi used gourds as prayer sticks. They were covered with cord netting, used as water containers in ceremonies and buried with the dead. The Hopi also used gourds as sacred containers for special honey, seeds, cups, and medicine bottles.

The Ojibwa used the gourd as a vegetable, eating the gourd when it was young before the rind had hardened.

The Acoma and Laguna Indians among others used the gourd as a cooking tool. They also used them as containers for water when traveling by foot or horseback.

The Indians of Louisiana made a poultice of the leaves of the gourd plant which were applied to the forehead for headaches..

Kris Mangliers
Patch Leader
Santa Cruz Gourd and Basketry Group

*This information was found on a wonderful website
www.thegourdreserve.com*

The Creek Indians in America used gourds for centuries as Purple Martin Bird houses as well as for storing and protecting their corn from animals. The Purple Martin Bird eats insects and captures them in flight. The Creek Indians realized this and for centuries they grew large kettle shaped gourds for the purpose of housing Purple Martins for insect control. As a result, many wild Purple Martins are already accustomed to using gourds for nesting, so much so that there are companies producing **plastic** Purple Martin house gourds in hopes that the birds won't be able to distinguish the plastic look-a-like and the real thing



Call for Artist!

Our Annual Gourd Art Competition and Exhibit

Takes place at the 13th Annual International Gourd Art Festival on Saturday and Sunday, **June 27th and 28th, 2009** at the Welburn Gourd Farm in Fallbrook, California. The intent of the Gourd Art Competition is to encourage artists to meet the challenge of creating a gourd piece which fulfills the requirements of a show category. Thousands of visitors attend the exhibit each year and enjoy the creativity and skill of CGS members.

2009 California Gourd Art Competition Rules:

- Any individual may enter. All entrants must be current members of the California Gourd Society.
- **GOURDS MUST PREDOMINATE** – artistry, originality and integrity of design are considered.
- Participants may enter only one piece per category.

There are six divisions:

1. **The Novice division** is for members who have not previously won a ribbon in the CGS competition.
 2. **The Open division** is for anyone who has won a ribbon in the novice division or who do not consider themselves a beginner (honor system).
 3. **The Masters division** – this division includes artists who have achieved a level of expertise as demonstrated by having won awards, had work published or sold work in galleries. Artists entering in this division may not submit entries in the Novice or Open divisions.
 4. **The Children Division**—12 years old and Under
 5. **The Youth Division** - ages 13-17
 6. **The Jim Story Award 2009 Division** - This division is open to gourd growers at all levels. This division has been named in memory and honor of Jim Story, master gourd manipulator. The winner of this division will be eligible to compete for the American Gourd Society Jim Story Award which includes a monetary prize.
- The entry fee is \$6.00 for each entry. **Make checks payable to CGS**, There is no charge for children & youth.
 - All work must be original and be done by the exhibiting artist and not previously entered in any CGS competition.
 - Advanced registration is NOT taken. When mailing entries, please include a completed form for each entry as well as the \$6.00 entry fee and return postage if needed. Entry and Membership Forms are on page 15 of this issue, for additional forms visit our website: www.calgourd.com

Deadline: Mailed entries must be postmarked no later than Monday, June 22.

Mail to: CGS c/o Welburn Gourd Farm, 40635 De Luz Murrieta Road, Fallbrook, CA 92028.

Personal deliveries may be delivered ONLY on Thursday, June 25 from 9:00 a.m. to 4:00 p.m.

LATE ENTRIES WILL NOT BE JUDGED!

- Judging will be on Thursday and Friday, June 25 and 26. All participants agree to allow photographs to be taken of displayed items. If requested, individual artist's telephone number may be released by CGS so that visitors may contact the artist after the show.
- Pick-up will be Sunday, June 28 from 3:00 – 5:00 p.m. Entries may not be removed early. Mailed entries will be returned within two weeks after the show. **Mailed entries must have return postage and self addressed shipping container.**
- All art work not picked up or arranged for pre-paid return will be donated to CGS.
- The California Gourd Society will officiate in all judging.
- While every effort is made to provide security for your items, the Welburn Gourd Farm and the California Gourd Society are not responsible for damaged or lost items.

For more information contact Jill Walker by email at PrezWalker@hotmail.com or phone (831) 728-4427.

For the most current and complete information including our CALL FOR JUDGES and additional Entry Forms visit our website at www.calgourd.com

Continued from page 4

CATEGORIES: IT IS THE RESPONSIBILITY OF THE ARTIST TO ENTER THEIR PIECE IN THE CORRECT CATEGORY. Judges will not move pieces from one category to another. Be certain that you have read the specific criteria outline for the category and make your decision accordingly, e.g. if the criteria specify carving with natural or clear finish only, DO NOT stain the piece or add other embellishments.. If you have questions about proper category placement, check with those taking in the pieces. Volunteers will be available on Thursday, June 25th, to answer questions. They may provide advice, but you must make the final determination for placement of your piece. Pieces entered in incorrect categories cannot be judged.

20 CATEGORIES: NOVICE & OPEN

GOURDS MUST PREDOMINATE. INDICATE ON YOUR ENTRY FORM WHICH DIVISION YOU ARE ENTERING AND SPECIFY THE CATEGORY BY NUMBER AND TITLE.

Category 1: Gourd with weaving or coiling of natural or man-made materials

Category 2: Challenge: "Introspection" - focus on the inside surface of the gourd, may be a diorama or any other interpretation. Any media or technique allowed.

Category 3: Painting. Whole or cut gourd. Painting must be featured. On entry form, please specify type of media used.

Category 4: Pyrography. Whole or cut gourd. Wood burned only. Natural or clear finish.

Category 5: Carving, gouging or engraving: Whole or cut gourd. Carving must not completely penetrate the gourd surface. e.g. no holes into the interior of the gourd.

Category 6: Fretwork: Design produced by cutting through the gourd shell and removing some portions entirely.

Category 7: Mixed Media: Whole or cut gourd. On entry form please indicate materials used. Any technique allowed.

Category 8: Inlay: Materials (Beads, stones, "Inlace", etc.) must be imbedded into the gourd surface to create design and/or accents.

Category 9: Jewelry: Whole or cut gourds and/or pieces. Any technique allowed. Additional materials and embellishments may be used but use of gourds must be obvious.

Category 10: Hats: Single or multiple gourds, whole or cut. Any style.

Category 11: Texture: Create texture on the surface of a whole gourd. On entry please note texture media used.

Category 12: Miniature gourd art works: May not be larger than 3" in any direction.

Category 13: Inspired by Native America: May be influenced by any native group in North, Central or South America. On entry state name of continent and/or civilization.

Category 14: Drum: Any style permitted but must be playable.

Category 15: Holidays and celebrations: May be created from one or more gourds. Any finish, "No manufactured flowers or accessories of plastic, please."

Category 16: Doll or human figure: Single or multiple gourds may be used to create a single figure. Any technique allowed. Gourds must predominate.

Category 17: California the Golden: Feature aspects of the great state of California. Any medium. Whole or cut gourd.

Category 18: Animals of pre-history: May be real or imaginary. Single or multiple gourds may be used.

Category 19: Birdhouse: Be creative, seek the unusual. May be decorative or actually intended for bird habitation. A hanger or stabilizing device for table display must be provided.

Category 20: Lamps and illuminated gourds: Single or multiple gourds may be used. May be electric or otherwise illuminated.

MASTERS DIVISION 2009

Category 1: The Botanical World: Depict the world of plants. Mixed media permitted. Use one or multiple gourds.

Category 2: Gourd basket: Must have a handle made of natural material.

Category 3: Ink and/or colored pencil: Any ink or colored pencil may be used. May be sealed with a clear finish.

Category 4: Assemblage: Combine five or more whole gourds to create a unified work of art.

Category 5: Carving and pyrography: Combine these two techniques to decorate a single gourd. May be whole or cut. Clear finish allowed.

Children and Youth are also eligible to enter any "Novice" Category.

CHILDREN 12 AND UNDER—Entries should be created by the artist with minimal adult assistance.

Category 1: Birdhouse - May be decorative or for use by birds.

Category 2: Anything goes. Create something that is useful or decorative. May be single or multiple gourds. Any technique allowed. Use your imagination.

YOUTH 13-17—Should be work of entrant only.

Category 1: Anything goes. Create a piece, functional or decorative. May be single or multiple gourds. Any technique allowed. Use your imagination.

Category 2: My favorite color: Decorate a gourd with a design that features your favorite color. May be a whole or cut gourd.

Category 3: Footed vessel: Make a gourd container with legs. For example you may use gourds, stones, wood or other materials for legs.

JIM STORY AWARD 2009 DIVISION - Open to ALL levels of artist/growers.

Category 1: Hand-trained or manipulated gourds: Gourds that were influenced by you, the grower, while they were growing. For example they may be twisted, knotted, molded or otherwise guided during the growing process. Gourd must be cleaned and left natural or given a clear finish.

Welburn Gourd Farm Pre Festival Classes

Thursday and Friday June 25th and 26th

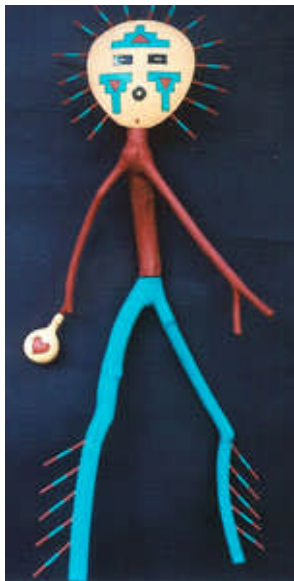
Classes cost \$69 Plus MATERIALS FEES (paid directly to teachers the day of class).

Classes times are: 9AM - 4PM.

For Complete listing, pictures, details and sign ups go to: <http://www.gourdfestival.com/>

Thursday June 25th 2009

- Carrie Dearing * Tree Owl
- Pamela Redhawk * Wolf with Carving and Cabs
- Gloria Crane * Inverted Polished Gourd with Cabs
- Diane Connelly * Crushed Glass
- Sue Brogden * Vase with Looped Pine Needles
- Kristy Dial * Carving with Heshi Inlay
- Don Weeke * Gourd Stick Figure
- Diane Calderwood—Gourd Pitcher
- Kathy Riker * Ancient Vessel
- Betsy Roberts * Crazy Coiling
- Toni Best * Coiling with Antler



Friday June 26th

- Carrie Dearing * Warrior Horse
- Pamela Redhawk* Southwest Design using Stick n Burn
- Gloria Crane * Dragonfly
- Diane Connelly * Sea Shell
- Sue Brogden * Canteen with Ammonite
- Kristy Dial * Three Ponies
- Don Weeke * Gourd Basketry
- Diane Calderwood * Carved Bamboo
- Kathy Riker * Women of the World
- Toni Best * Fascicle Coiling



"This festival is my favorite venue. I have exhibited at the Welburn festival for 8 years and it has consistently been one of my best..." –Bill Colligen, Mixed Media Gourd Sculptures

Join Us For the

13TH ANNUAL INTERNATIONAL

Gourd Art Festival

New Date!
June 27th and 28th, 2009

Hosted by the Welburn Gourd Farm
in Fallbrook, CA! Gourd Art Competition
put on by the California Gourd Society!

Over 5,000 People Expected to Attend!

For gourd class registration, competition submission form,
and more information please visit www.GourdFestival.com!



THE 7TH ANNUAL GREG LEISER FARMS
GOURD ART FESTIVAL
 AND
GOURD SALE



MAY 16TH & 17TH, 2009
SATURDAY & SUNDAY 9 TO 5

21886 KNIGHTS ROAD
KNIGHTS LANDING, CA. 95645

Gourd Art, Of Course!
 Gourd artists from all over California
 showcasing and selling exquisite gourd art, gourd supplies and tools.

Free Live Demonstrations
 Learn new tips and techniques from expert gourd artists!

Gourd Art Classes
Pre-festival gourd art classes being offered from May 13 - May 15.
 Check website for prices & details.

Free Live Entertainment
 Putah Creek Crawdads
 and the award-winning Mamadou and Vanessa Sidibe

Children's Gourd Crafting Corner
 To Benefit Knights Landing Children's Cooperative

Gourd Art Raffle
 To Benefit Knights Landing Library

Northern California Gourd Art Display
 Sponsored by California Gourd Society

Festival Discount on Dried Gourds

FREE ADMISSION AND FREE PARKING
SPEND THE WHOLE DAY. BRING A PICNIC LUNCH!
ON-SITE FOOD AVAILABLE

Visit our website for complete festival details, directions, and updates at:

www.GourdFarmer.com

Email: gleiser@afes.com ~ Phone: (530) 735-6677



NEW Gourd Classes
3 Days
May 13 - 15 pre festival fun!
The 7th Annual Leiser Gourd Festival

• GLORIA CRANE * CARVED OAK LEAVES * BEACH GLASS VOTIVE * POLISHED INVERTED GOURD WITH TURQUOISE

• MARLA HELTON * RANDOM WEAVE WITH PIZZAZ * SILK HARMONY * SPOKES GALORE

• PAMELA REDHAWK * WOLF * TURQUOISE RIM GOURD

• CARRIE DEARING * GARDENIA VESSEL * STAINED GLASS

• BETSY ROBERTS * DRAGONFLY FUN * SO YOU HAVE YOUR TOOLS * NOW WHAT DO YOU DO WITH THAT

• DIANE CALDERWOOD * WATERPROOF GOURD PITCHER * TROPICAL BAMBOO BASKET * NECKLACE

• JILL WALKER* BOBBLE HEAD TURTLE * WALL POCKET* FIRE AND FORGE

• KATHY RIKER* WOMEN OF THE WORLD * MESA DANCER * ANCIENT VESSEL


• LISA TOTH * ORNAMENTS

• PATTI BROWN * MULTIPLE TECHNIQUES

• BONNIE GIBSON SHARD COMPILATION

• ARLEEN HAMMER * STRING ART ON GOURD

• GAREY FORD * BELL



Great deal cost is only \$57.50 Plus MATERIALS FEES.
All are full day classes. CLASSES START AT 9AM AND END BY 4PM.
For Complete listing, more pictures, details and sign ups go to:
<http://www.galaxygourds.com/index.php/cPath/134>



AGS Master Trainer Diane Calderwood, second from right, answers a question as the 3 person judging team (L to R) Ros Romain, Annie Pratt and Norma Pritchett (center) score on their clipboards, as other students observe and discuss the gourds in their own judging category.

Here Come The Judges

Twelve new AGS judges enjoyed earning their credentials by participating in an AGS sanctioned training conducted recently by Diane Calderwood and Sandra Heidlebaugh both AGS Master Trainers.

The event was hosted by the Orange County Patch at the home of their member Norrah Andersen in Costa Mesa, California.

Review of the new AGS Judges' Handbook helped students understand general guidelines and the official role of an AGS certified judge. The fast-paced training session was highlighted by a fun skit and a hands-on mock "competition." A variety of gourds brought by students were exhibited in categories for judging practice. Students participated as both judges and clerks in three distinct methods of judging that included numerical scoring, ranking techniques and a consensus discussion process.

The training provided many opportunities for review of important protocols that will help assure more standardization and objectivity in any competition event. After successful completion of the open book test, students left feeling more knowledgeable and confident in their abilities to assist with judging at future events.

All students can now look forward to wearing their official AGS Certified Judge Badges and agreed the training was well organized, productive and created a fun learning experience. Participants would definitely recommend this training to all interested AGS members.

"I am not sure I would want to be the only judge in a competition just yet, but I certainly feel I could now be a more confident effective member on a judging team." commented Darlene Propp.



Top: Diane Calderwood AGS Master Judge reviews Handbook content in an informal "learning circle" which helps students feel comfortable asking questions.

Bottom: AGS student judging teams learn how to inspect and evaluate different details of craftsmanship and creativity during the judging process.



L-R Front row—AGS Master Trainer Diane Calderwood, Carolyn Wolf-Russell, Jack Thorp, Center row -Susan Nikkel, Susan O'Neil, Pat Bentsen, Annie Pratt, Darlene Propp, Back row — AGS Master Trainer Sandra Heidlebaugh, Roslin Romain, Norma Prickett, Pat Erickson, Susan Sullivan, and Olive Moore.



Photos and article submitted by Susan Sullivan, OCGS Patch Coordinator

CGS BOARD OF DIRECTORS 2009

President

Jill Walker PrezWalker@hotmail.com (831) 728-4427

VP Communications: Web mistress

Lisa Toth gourddiva@verizon.net (805) 735-7329

VP Membership

JoAnn Clark b4gourds@yahoo.com (760) 749-9410

VP Programs/Regional Groups

Betsy Roberts gourdprincessb@yahoo.com (619) 460-0732

Secretary - Out Going

Lynne Bunt lynnebunt@sbcglobal.net (559) 561-4041

Secretary - In Coming

Peggy Blessing giza2005@sbcglobal.net (858) 292-9219

Treasurer - Out Going

Betty Bluekle betty@taxationpros.com (559) 784-7900

Treasurer - In Coming

Christina Chrivia krisytina@cox.net (619) 890-1637

Directors at Large

Larry McClelland macgourd@aol.com (310) 549-3294

Greg Leiser gleiser@afes.com (530) 735-6677

Niki Escobedo gourdniki@yahoo.com (818) 244-3705

Editor, The Golden Gourd

Mary Bliss editorgoldengourd@yahoo.com (714) 693-1840

President Emeritus

Carol Rookstool crookstool@gotsky.com (213)624-1200 x3023

CGS On-Line

<http://www.calgourd.com>

<http://www.cafepress.com/cagourdsociety>

<http://groups.yahoo.com/group/calgourd/>

CGS is very pleased to Introduce & Welcome New CGS Board Member Greg Leiser

I have been a member of the California Gourd Society for many years. I am proud that I have been chosen to be a director-at-large for CGS.



I am a 3rd generation farmer, growing rice, wild rice, safflower, wheat and milo, sweet corn, pumpkins and a few other crops for over 35 years. I started growing gourds along with pumpkins over 15 years ago. Today my favorite crop to grow is gourds.

Again, thank you for allowing me to be a director of this great organization.

Greg

And New CGS Secretary Peggy Blessing

Hello from Peggy Blessing. . .

When I moved to San Diego in 1974, it only took me a few years to find out that getting involved with an art-related group was the path to many rewards. My Mom had a strong volunteer ethic, and I guess it sort of rubbed off. I began my volunteer life as newsletter editor for the Art Glass Association of Southern California. Over those 10 years, I gained a number of life-long friends and many opportunities to learn more about the craft than I would have otherwise.

Like many of my fellow CGS members, I discovered the world of gourds by attending a local gourd festival. Shortly thereafter, a co-worker told me about the Misti Washington Gourd and Basket Guild weekend of classes. I signed up for a beginning class with Carol Rookstool, so you can imagine it wasn't too long after that CGS got in the picture. I've been the San Diego Patch leader since MWGBG was approached to become regional patch.

I've worked at the San Diego Zoo for the past 30 years (no, I work with the humans – not the furry/feathery animals). One of my duties is taking the minutes at Board meetings and other committees. So, I think I will be able to fulfill the duties of Secretary and hope that I will be able to make a positive contribution to CGS and its members.

Sincerely,
Peggy

In Memory

It is with deep sorrow that I send this message.

Our friend and Antelope Valley Patch member *Sylvia Logan* has passed away.

We have lost a very creative gourd artist and a good friend, She will be missed greatly.

Nancy Brown
Antelope Valley

Gourd Sightings in the Media

Compiled by Darlene Propp



It's especially fun to find gourds in unlikely places. Here are a few that have been seen in the media in the past. Keep your eyes open for more!

Movies:

- Cold Mountain – Martin gourds used for birdhouses
- Dances with Wolves – Bottle gourds hanging in teepee
- Hook – Various gourds used for gourd hats on the children
- George of the Jungle – Gourd stuck on the head of George's mother-in-law
- Last of the Dogmen – Varied gourds seen in background scenes in camp

TV Shows:

- Beast Master (Sci Fi Channel) – Varied gourds used as drinking vessels
- ROAR (Sci Fi Channel) – Used as drinking vessels and storage containers. Show concerns Romans invading the last of the Celtic lands
- Tonight Show – Shekere used in the band
- Little Britain Show (BBC America) Displayed with other African items on shelf in a skit

Other Venues:

- Associated Press – "Evolution of the Banjo" article, December, 2005. Article including banjos made of calabashes. Exhibit was seen in Washington through 3/5/06, Palmer Museum in Philadelphia 3/30-6/25, and Boston Atheneum 7/26-10/21
- Country Woman Magazine, January, 2006 – Craft Project - "Roly Poly Pair adds Flair to Homegrown Décor" - Santa 3.5" and Reindeer 2"
- Family Circle Magazine, December, 2005 – Kettle Gourds painted as Santa Gourds in artistic display

Internet:

- www.Chinanews.cn China, 2006. A kite shop in Suzhou is selling an 88,000-yuan (\$10,915 US) kite made of hundreds of gourds during Spring Festival holidays. When flying in the sky, the kite would perform pleasant music with the gourds sound in the wind.

Betsy's #1 Rule of Gourding: Get out of your box!

Find all the tools, supplies and embellishments you need to let your inspiration soar.

Power Carving and Woodburning Tools:

MasterCarver
Burrmaster
Microlux Gourd Saw
Microlux Sander



Embellishments:

Handmade Papers
Leafing
Feathers - dyed pelts, loose, strung and natural
Danish Cord
Beads

Accessories & Supplies:

Tungsten Carbide Burrs
Professional Diamond Burrs Sanding Disks
Saw Blades
Betsy's Famous Glue Bottles
Specialty Pigments - Radiant Rain and Pearlex
Bead Bowls

Galaxy Gourds

www.galaxygourds.com

If you don't see it — ask!
Contact Betsy Roberts at
gourdprincessb@yahoo.com

**Come be a part of the
CALIFORNIA GOURD SOCIETY'S
13TH ANNUAL
GOURD ART COMPETITION AND EXHIBIT**

Fun and interesting volunteer opportunities await those CGS members who plan to attend this year's Welburn Festival. Your contribution of time will help CGS inspire and expose gourd art to children and adults alike.

In exchange for free entrance to the Festival, could you donate two or more hours to monitor our exhibit, welcome and share your enthusiasm with visitors? Or maybe you would like to answer questions and sign up new members at the information booth?

Additionally we are asking for volunteers -

On **Thursday, June 25**, we need help with the set up of the display in the competition/exhibit space.

On **Friday June 26**, we need help with the set up of the CGS booth.

On **Saturday, June 27**, we need people to monitor the exhibit, finish any set up and sit in the CGS info/sales booth.

On **Sunday, June 28**, we'll need the same areas covered as Saturday, plus take-down after the Festival.

If you are planning to attend the festival please contact Shirley Gorman at gormansi@gmail.com or 805 643-3677 with your availability to volunteer. She will be in touch with you as we get closer to the event to work out a schedule and get your address to mail the comp ticket(s).

Please Note that the Judging will begin on Thursday, June 25, any CGS member who wishes to participate in the gourd art judging process is welcome to the training and judging session starting at 5:00 p.m.

For more information, contact Jill Walker by email at PrezWalker@hotmail.com or phone (831) 728-4427.

Deadline Extended

Proposals must be received by April 15, 2009

TEACHERS WANTED

2010 Baskets and Gourds: Containers of our Culture Conference in Visalia

- Teachers will receive \$45 per student, and may also charge a materials fee.
- Fees: Class Fee for Participants: \$65

Send the application, biography, photo, and CD to:
P.O. Box 6846 (559) 627-5430 Visalia, CA 93290

Complete details and the application at:
www.calgourd.com

(Continued from Cover Page CGS Mini Mask Fundraiser)

- Completed masks should be sent to:
Kay Miyamoto
7777 Glen Haven Road
Soquel, CA 95073

The final number of shadowboxes to be assembled will depend on the number of mini gourd masks received.

The shadowboxes will be raffled off at the 2010 Baskets and Gourds: Containers of our Culture Conference in Visalia!

Tickets will be available beginning in May and sold until the conference is held April 17-18, 2010.

If you have any questions or comments send an email to:
millavok@yahoo.com

We have Gourd Art Stands


www.gourdartcreations.com

Not on-line call us see our ad below!

**FINALLY! A Gourd Cleaning Tool
That Really Works!**

"I used my new Easy Cleaner Balls...I am in Heaven! They are GREAT!!!!!! No more sore fingers, hands, wrists etc...In

5 short minutes I cleaned a gourd that would normally take hours. Thank You!"
-Ivy Allen, South Jordan, UT



"I love the gourd cleaning ball. I have used many, many tools from hand sanding, paint strippers, sanders, gourd wands and genies. I have found the [Easy Cleaner Ball] to be my favorite and use it nearly all the time now." - Dianne Connelly, artist and Instructor

Now Available in NEW 'micro' and 'mini micro' Sizes!

**Request Your FREE Catalog and Shop Online at:
www.WelburnGourdFarm.com or call toll free 1-877-420-2613!**

**Gourd
Stands**



Balance your gourd and add a touch of elegance to your art with a black metal stand. Handcrafted and light weight, these wrought iron stands come complete with rubber tips.

*2 inches—10 inches \$3.00 and up
Need something larger?
We will gladly make stands to meet your needs.
Special orders are welcome.
Order now!*

Call: 760-723-0841 or email: creativegourds@aol.com

INSPIRATION ABOUNDS

By Darlene Propp

“Where did you ever get the idea for that?” is a question I often hear. The truth is, I’m convinced creative ideas are floating in the air and some just wiggle their way into your conscience if you let them. Some people, however, seem to need a nudge to get them moving.

It would be tempting to say I get all my ideas in my dreams. Actually, some impressions do come to me in the middle of the night and I find myself sitting on the edge of the bed making quick sketches or jotting down ideas such as “do a gourd with a nature theme, using unnatural colors.”

I like to twist things around and try to see them from a different vantage point. That gourd I was going to use for a bowl might be more effective turned upside down or sideways. What would happen if I made a free-form cut in the top instead of the usual round hole? How could the shape be enhanced by adding pieces or removing sections?

Taking classes is an excellent way to learn new techniques and may serve as a springboard for creating alternative projects. Many gourd instructors have offered variations on the design or technique they are teaching. Chatting with my classmates as I work introduces new ideas, as well, often unrelated to the project at hand. Brainstorming with your friends may bring a deluge of creativity. A wealth of design ideas can be generated to set your imagination off in fresh directions. And don’t overlook children. They have unfettered minds and offer some of the most clever and original thoughts.

There are all kinds of design books out there, many with copyright-free images you can use or adapt for your needs. They’re wonderful as they are written, but sometimes an image is just what you need to get your mind moving in a new direction.

Sometimes I’m inspired by colors or patterns in linens – looking through catalogs or white sale ads can be very motivating. I also get design ideas from art jewelry. I’m always thinking how designs will translate to a gourd, as a border or a large statement. Of course, I don’t copy those designs directly, but use the general ideas to start with and see where they take me.

When I take my daily walks, patterns in tree bark or the shadows thrown by trees get my creative juices flowing. The trick is to keep your eyes and mind open at all times – look around and try to see everyday things in a new way.

It’s fun to focus creativity around a single word. For instance, what kinds of mind pictures are generated by the words “simplicity”, “freedom”, “energy”, and “puzzle”? How about emotions: “fear”, “rage”, “serenity”? Close your eyes and let your mind’s eye see these things. You’ll be surprised and pleased (hopefully) at the innovative ideas that come to you. Sketch them out or jot them down so you can build on them when you actually have a gourd in your hand.

Of course, any gourd artist knows that often gourds have their own minds about things, and the design that starts out using one idea is diverted mid stream, so to speak, into another direction altogether. But, at least creativity is generated and may lead to a whole series of similar pieces.

Sometimes it’s the utility of the item I plan to make that dictates its design. But as often as not, I’ll try to stretch my imagination and make it beautiful and useful at the same time. Why, after all, does a spoon, for example, always have to have the same shape? Can’t it be just as useful in the shape of a triangle? Or a spork?

I have several binders containing my sketches and design ideas that refresh my imagination when I’m a bit short on inventiveness. It also includes photos of other types of art that encourage me to try something similar.

I tend to work best under pressure of deadlines, but still may need a kick start to get me moving. That’s when I most often turn to my inspiration binders. Next time you have an artist’s block, why not give that a try?

**CALIFORNIA GOURD SOCIETY
COMPETITION June 2009
ENTRY FORM**
One form per entry, please print

Name: _____

Mailing address: _____

City: _____ State: ____ Zip code: _____

Phone: () _____ Email: _____

C.G.S. Patch affiliation: _____

Division: Novice ____ Open ____ Masters _____

Child free ____ Youth free ____ Jim Story Award 2009 _____

Category No. ____ Category Title _____

Any description required by category. See List _____

I have read the competition rules and agree to abide by them.

Signature: _____

Mail or deliver your entry (see competition rules) with
\$6.00 per entry fee to:
California Gourd Society,
c/o Welburn Gourd Farm
40635 De Luz Murrieta Rd.
Fallbrook, CA 92028



**CALIFORNIA GOURD SOCIETY
MEMBERSHIP APPLICATION**

(Please note when you pay multiple years at a time you will still get receive your coupons and membership card once each year during your renewal quarter).

NEW MEMBER ____ RENEWAL ____

Name : _____

Mailing Address: _____

City: _____ State: _____ Zip: _____

Phone: (____) _____

Email: _____

The Golden Gourd Newsletter is in an electronic PDF format.

Annual dues: \$ 20 (1 year from the date you join):

Please make check payable to

California Gourd Society (CGS) and mail to:

California Gourd Society,

c/o JoAnn Clark,

PO Box 2802

Valley Center, CA 92082

**Annual membership dues for our national organization,
the American Gourd Society, are pro rated and paid
directly to: AGS Membership Secretary,
317 Maple Ct.,
Kokomo, MI 46902-3633**

GOURDS — GLASS — CERAMICS

Create fused glass embellishments for your
gourd art in your microwave!

- Microwave Kiln Kits
- Fusing Glass and Supplies
- Gourds
- Stains, Paint, Metallics, Foils and MORE!
- Bisque, Glaze, Acrylics, Brushes, Firing

CREATE IT
Createit@att.net
714 641-8124

**HAVE YOU HEARD?
The Best-Selling GourdMaster™ Ink Dyes
Are Now Available In 30 Fabulous Colors!!**



"Greetings Folks! Wanted to tell you just how happy I am with the amazing new colors offered in your new gourd dyes! The colors are bright & crisp, easy to use. Many Thanks!"

-Cynthia B, www.picturerocks.net

Pictured below, new Ink Dye colors are used in the wildly popular "Faux Turquoise Inlay" class, taught by Carrie Dearing.

"Wow! I love the new Ink Dye colors! My favorites include Eggplant (so gorgeous) and also Blue Denim. The Rich Mahogany I use in almost every one of my gourd pieces." -Carrie Dearing, www.CreativeGourdArt.com



*Gourd Art by
Carrie Dearing*

SPECIAL OFFER: Purchase an Ink Dye Value Pack of 10 colors (Basic, Cool, or Warm colors) and **save \$10.00!** Regularly \$63.00, **Just \$53.00!** Use coupon code ADGG. Order online at www.WelburnGourdFarm.com or call toll free 1-877-420-2613 expires 7/1/08



**The Golden Gourd
California Gourd Society**
5765 Via Del Coyote
Yorba Linda, CA 92887



Mark your Calendar

Teachers, artists and vendors be sure to stop by their website for complete details and applications.
www.zslproductions.net/davisranch

Professionally managed by:
ZSL Productions
530-503-9292



Weekend in the Gardens
May 2 and 3, 2009
Sponsored by
Quail Botanical Gardens

We expect at least 300 students to attend a great variety of classes in basket making and gourd art taught by instructors from all over the United States. Additionally, basket making and gourd art suppliers will have booths accessible to the public. An exhibition of original work by Guild members and Weekend instructors will also be held. For complete information please visit <http://www.baskets-gourds.com>

Welburn Gourd Farm

The largest supplier of quality, organic hardshell gourds, growing over 350,000 gourds per year!



"My husband and I ABSOLUTELY love your gourds!! We'd purchased gourds from other gourd farms before ordering a Welburn gourd... and the difference... WOW!! Each time we open a Welburn gourd we are amazed at how thick they are!!"

Request Your FREE Catalog Today! Just visit our web site at www.WelburnGourdFarm.com or call us toll free, 1-877-420-2613.



Please renew before your Membership Expiration Date listed above

Fist Class Mail
Dated Material

FORWARDING SERVICE REQUESTED



Editor's Vine

Hello Readers!

I hope you enjoy and find useful gourd bits in this issue.

Thank you all for your contributions to this issue of the Golden Gourd and your continued support of C.G.S.

Special thanks to Betsy Roberts, Greg Leiser and the Welburn Gourd Farm for the class pictures they provided for use in this issue. Great Gourd Art Teachers!

I look forward to working with you and CGS as we bring our Newsletter into the "Digital Age".

We have a great gourd year ahead of us! I hope to see many of you at the festivals and other gourd events.

Happy gourdng,
Mary Bliss
Editor Golden Gourd

The Golden Gourd is published quarterly by the California Gourd Society, NU Chapter of the American Gourd Society.

The editors reserve the right to edit any submissions for content and consistency.

All contents copyright © California Gourd Society 1997— 2009.
For permission to reprint excerpts, and ad rates please contact Mary Bliss at: editorgoldengourd@yahoo.com