

# THE GOLDEN GOURD

THE NEWSLETTER OF THE CALIFORNIA CHAPTER OF THE AMERICAN GOURD SOCIETY

Volume 1, Issue 10

• Summer 1999



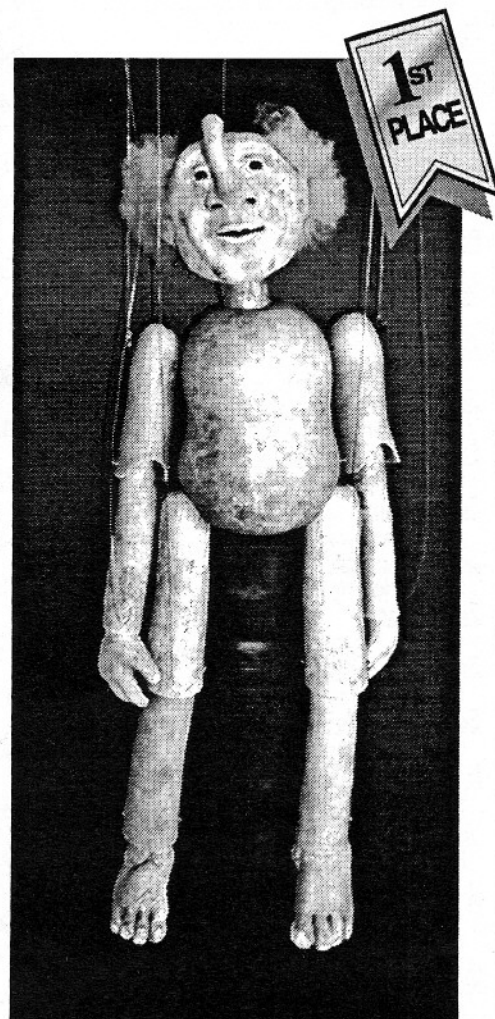
## I CAN'T BELIEVE IT'S A GOURD!

Betty Finch is a remarkably clever and creative gourd artist. And Betty Finch has more fun with gourds than most anyone we know. Recently Betty took some of her more unusual pieces to the Indiana Gourd Show and this is what she had to say about her trip and her gourds:

"The bowl is full of hatching dinosaur eggs. If you saw them in person you would see the heads are too big to be snakes & they widen out into bodies inside the eggs & one of them has a front leg exposed. The scales are wood burned in and the eyes are inlaid black glass beads.

Gourdocchio didn't make it into the intended category because I got him there 15 minutes late & they had already started judging. So instead I quickly made him a gourd hat to match mine. It had a little plastic propeller that really turned and his hat said Gourdocchio Geek similar to mine that says Gourd Geek. I figured I would enter the hat contest Sunday morning wearing my hat & with Gourdocchio in the hat contest too one of us was bound to win something! Well, the judges judged the women's hat contest without us. They determined we were better suited for the grand finale - "Gourds in Motion". By gosh we won first place! Gourdocchio was instructed to take a victory lap around the room which took quite a while because he walks kinda slow and he was asked to stop & pose for photos so many times. Later in the day Gourdocchio was dancing to the music of the live entertainment when he was invited to come up front to dance. He was a hit with the crowd everywhere he went.

My mask took 2nd place in the parade. That was all I was able to enter because I was not there in time to enter my other things. It really didn't matter because I had such a great time just visiting, taking classes, helping in



*continued on page 10*

## CGS Board of Directors

### President

Carol Rookstool ..... 213-629-5689 ..... crookstool@aol.com

### VP-Communications

Ginger Summit ..... 650-941-0101 ..... gsummit@earthlink.com

### VP-Membership

Janet Hatfield ..... 408-735-7056 ..... ghrandjeh@aol.com

### VP-Programs

Ardith Willner ..... 408-427-3833 ..... ardithk@aol.com

### Treasurer

Rita Tomlinson ..... 209-561-0804 ..... cbdad@mindinfo.net

## Regional Coordinators

(bold type denotes a new Gourd Patch or GP leader)

### Bakersfield

Betty Finch ..... 805-589-3368

### Carquinez

**Kemper Stone ..... 707-557-0462**

### El Dorado County

**Carol Cherry ..... 530-622-6755**

### Fallbrook

Mary Segreto ..... 909-678-8835

Jo Rosenberg ..... 909-698-6106

### Hesperia

Lynn Trosko ..... 760-956-2087

### Lake County/Mendocino

Joannis Mohrman ..... 707-274-8874

### No. SF Bay Area

Lynne Bunt ..... 415-459-3088

### Orange County

Susan Sullivan ..... 714-997-4482

### Palmdale/Antelope Valley

Margareite & Paul Smith ..... 805-722-0256

### Pasadena

Mary Jane Jones & Ed Jasaitis ..... 213-224-8034

### Redding

Coleen Wogoman ..... 530-357-3477

### Sacramento

Anne Mitchell ..... 916-987-7027

### San Bernadino County

Kathy Riker ..... 909-797-4591

### Santa Cruz

Jill Walker ..... 831-728-4427

### Santa Monica/West LA

Lillian Hopkins ..... 310-396-3266

### Santa Rosa

Connie Mygatt ..... 707-568-3010

### South Bay-Long Beach

Lorene & Jim Coleman ..... 310-769-0271

### So. SF Bay Area

Carol Morrison ..... 650-493-2998

### Stockton

Karen Makal ..... 209-887-3694

### Ventura County

Pearl Reece & Fern Wesley ..... 805-482-3255

### Visalia

Toni Best ..... 209-627-5430

Sue Erb ..... 209-562-4177

### Walnut/Diamond Bar

Mark Workman ..... 909-598-1230

# President's Message

California leads the way for the other states organized under the American Gourd Society! The most members (largest state chapter), the innovative concept of Regional Coordinators so all members have a friendly representative within a couple of hours travel, and gourd growers throughout the state who provide meeting space for large numbers of members and the public to expand their knowledge of the gourd life. We welcome your comments on our current operations and on the direction we should take for the future.

The summer calendar is exciting! The Welburn festival in Fallbrook will again provide needed space for a CGS gourd art competition on June 26 and 27. All CGS members are invited to participate. The guidelines were published in the Spring issue of the Golden Gourd. You may call (213) 629-5689 for last minute details. A no host dinner, informal-social is scheduled for Saturday, June 26 at the Wildwood Restaurant in Fallbrook. Everyone is welcome. Please make your own reservations directly with the restaurant.

Plan to attend the Baal Gourd Festival on September 11 and 12 in Lancaster!! These are new dates this year with wagon rides, unusual gourds and lots of artists participating! This is always a fun event that draws crowds from the greater Los Angeles area. CGS will host an information booth ñ stop by and meet other gourders!

In northern California, the place to be is Zittel Farms Festival on September 25 and 26 in Folsom. Stop by the CGS booth and say hello to Lynne Bunt (Regional Rep from the North San Francisco Bay area and our famous web-mistress and Regional Coordinator from El Dorado County, JoAnn Perry. You will find lots of CGS friends, colleagues, and other Regional Coordinators at the Zittel Festival events through out the two days.

As we look ahead, your Board of Directors is interested in planning for the year 2001! We want to have a state-wide conference dedicated solely to our membership and the gourd-loving public. If you, your friends, your gourd patch, or any network of gourd affectionados has a proposal for a location and the necessary volunteers to organize a conference, PLEASE contact Betty Finch (Bakersfield Gourd Patch Coordinator) at (805) 589-3368. On behalf of the CGS Board of Directors, she is soliciting proposals for a 2001 conference. There will be a planning meeting in November 1999 (in Bakersfield) to gather proposals from throughout California. More details will be available in the Fall issue of the Golden Gourd.

Let us know if you have suggestions or ideas we should consider. The phone number is (213) 629-5689. E-mail comments are welcome at our web-site.

*Carol Rookstool, President*

# Gourds on Display



Gourdo & Lady Gourd-iva (Stephan Schneider and Lynne Bunt) Will have their work on display and for sale in several locations over the next few months: June 19-20 Marin Art on the La-

goon in San Rafael; July 31-Aug 1: Alameda Art & Wine Festival; Sept. 4-5: Millbrae Art & wine Festival, September 18-19: Lafayette Art & Wine Festival. they also won first prize at the Sacramento Waterfront Festival in 3-D mixed media.

Lillian Hopkins shares the following: I'm going to have a (very tiny) opening at a gallery in Santa Maria, Gallery 912 1/2, Sunday, June 20. For details call the gallery at (805)922-5005. Also, I decided to go with the wearable art gallery in Santa Fe, The Blue Rose. So I'll start sending her things in June.

Hawaii artist, Sue Boyz, won 1st prize for her gourd called "Words Two" in the Big Island Art Guild's Spring Art Show. Her smaller gourd called "Words 1" was also accepted in the show. Her gourds were collaged with paper, buttons and beads. Sue lives in Honomu, Hawaii, a small village on the Hamaku coast. She grows her own gourds in her moisture laden atmosphere.

Theodore J. Royal, a new member, has his work on display at the 3rd annual Gourd Fine Art Show, June 19-27. At The Art & Cultural Center in Fallbrook, California.



## MEMBER'S ON-LINE GALLERY

<http://www/calgourd.com>

Members featured this quarter are:

- Betty Finch
- Suzette Milam
- Janet Hatfield
- Keahi Chandler
- Jim Chamberlin

# Letter From The Editor


During my tenure as a founder and board member of the California Gourd Society over the past four years, the organization has experienced amazing growth in a very short time. Along with the rapid growth, there has been much discussion over the organizational structure, roles and responsibilities of officers, by-laws, and other important issues to the society. While some pieces have been put in place, much work still needs to be done. However, at this point I feel that my role as a board member has lost its effectiveness, and thus I resign the position of vice-president of communications effective August 1.

I am pleased to have been able to contribute to the success of the gourd society over the past four years. Among other activities, along with the design talent of JoAnn Perry and the contributions of many members, we have created a newsletter which links not only the members of this very large state, but also gourd lovers around the country. JoAnn also designed a great website that attracts record numbers of viewers, providing up-to-the-minute information on gourd activities and classes throughout the state. The website gallery provides an opportunity to highlight some of the society's own special gourd artists. I especially want to express thanks for JoAnn's insight, support, creativity, warmth and humor that has benefitted the entire membership.

I will continue to remain active within my local group patch, as well as provide support to all other individuals and gourd groups throughout the state and country. I will always have a passion for gourds and all aspects of their history, horticulture and crafts, and willingly share this love with gourd friends everywhere.

My very best wishes to the CGS members in their future adventures in the exciting world of gourds.

*Ginger Summit*





# Regional Roundup

Our newest Gourd Patch is in the Carquinez Bridge area of Northern California. The Gourd Patch leader is Kemper Stone and he'll be having the initial meeting at 580 West I street in Benicia, Wednesday, June 16th at 7:30. E-mail him on [Gourdplot@aol.com](mailto:Gourdplot@aol.com) or use the telephone and call 707-

557-0462.

**SONOMA COUNTY GOURD PATCH:** Our Gourd Patch is up and running with enthusiasms and overflowing with talent. Our first meeting, attended by eight members, was a get acquainted and sharing of the gourd gathering. Our second meeting welcomed two more talented people to our group. Some of us created gourd name badges and others designed interesting gourd pin or necklaces. The only rule we have is enjoy yourself.

Our third meeting is changed from Saturday June 19 to Wednesday, June 16, 6:30 to 9:30 pm at Connie Mygatt,s home. Ardith Wilner will be joining us to demonstrate her wonderful Detail Master. Please join us to meet Ardith and try out her wood/gourd burning tool.

On Sunday, July 11 from 12:30 to 3:30 the Marin and Sonoma Gourd Patches are planning a gourd social at Connie's home. Please bring a salad, dessert or something you love to cook to share with the group. Bring a gourd creation for the art show and a bathing suit if you would like to go for a swim. Beverages will be provided. Enthusiasm and fun a promise. *Connie Mygatt*

From **MARIN COUNTY** and Lynne Bunt we hear: Sunday July 11th a summer bash with the Sonoma County Gourd Patch, 12:30 to 3:30, Connie Mygatt's house. Bring salad or other culinary delight to share and Gourd creations for show & tell. Beverages will be provided. E-mail or call Connie or Lynne by 7/6 to let us know you will be there.

We have a goal for the millennium: Create a gourd dish for serving food. The dishes will be judged at a competition to be held at our annual Christmas party. The winners of 3 categories that will be established by committee will receive awards. Join us and get in on the fun. *Lynne Bunt*



The **PACIFIC NORTHWEST GOURDITES (REDDING PATCH)** are planning their June meeting to be held June 19th 10:00 Am at the Double "W" Ranch at 16971 Palm Avenue in Happy Valley, California. This meeting will be focused on growing the humble gourd!! I will host it here at my ranch. I will share what I have found works for me as far as *growing* gourds. I will show everyone the gourd garden, and how I start, trellis, and water gourds. Also I will share how I pick and dry them.

Please try to join us for the morning meeting, we should have fun!! If you like , bring a picnic lunch with you! And as always, kids are welcome!!  
*Coleen Wogoman*

From the **VALLEY GOURD PATCH:** We have had some very busy weeks. On May 8 and 9, CGS had a booth at Three Rivers Red Bud Art and Craft Show. There was great response

to the gourd art from other artists and show visitors. We practically had to beat a path through the lines at the wood burning on gourds.


Noi Thomas' Gourd Festival last weekend was a GREAT success. David Snooks demonstrated his beaded gourds. They certainly are lovely. Guillermo Martinez' class created

lovely gourd rattles which they used to accompany his dance demonstration. Members of the Central Valley Gourd Patch had a "Make and Take" gourd class on Saturday and another on Sunday. With 21 students the first day and 25 on Sunday, things were a bit hectic. Betty from Bakersfield and Sue Erb were great assistants on Saturday. On Sunday, I was able to help them too. Some beautiful work was made in these two hour classes.

We are all excited and looking forward to our next event on July 17 in Plaza Park in Visalia. We are offering a free pine needle weaving on gourd class from 9:00 a.m. to 12:00 noon. We are asking everyone to bring a bag lunch so that we can have a picnic lunch following the class. *Toni Best*

The **LAKE/MENDOCINO/YOLO GROUP** is sprouting success and anticipating future growth. Fourteen members gathered at Gretchen Ceteras' Blue Heron Farm in Rumsey on 4/10 (view gourd patch page on the CGS web site for pictures of event). Dedicated gourders withstood the rain selecting gourds from Gretchen's abundant harvest for future projects. Gretchen's wood burning dem-

*continued on page 5*



# Regional Roundup, cont'd

onstration was educational and her wax finish techniques informative. Lunch was held in her country kitchen surrounded by her exotic pyroengraved gourds and the members "show and tell" table.

The 1888 Historical Street Fair in Lakeport on 5/1 gave members a chance

to set up a booth, converse with enthusiastic visitors, sell seed and gourds, and interact in a marketing fashion with each other. Members learned how to combat the unexpected (gusty winds that nearly blew the display into the lake) and discuss booth improvements. Members were in period costume and the display of old fashioned uses of gourds (kitchen scoop, water canteen, well bucket dipper, large grain cache) was a big hit, right down to a makeshift fishing pole with gourd bob floating in a tub of water. Darline Velarde provided a guest book for visitors to sign, and, acting as primary greeter, handed out information and business cards.

Arlene Montgomery and Betty Silveira talked at length to visitors and collected the moneys paid for purchases. Monty Montgomery discussed his method of growing gourds and sold cleaned gourds to "future crafters". The wood burning demonstration by Ernie Velarde and the dye painting demonstration by Al Silveira drew appreciative audiences. Monty Montgomery, JoAnnis Mohrman, Jackie Pometta, Al Silveira, and Ernie Velarde provided beautifully crafted art gourds for sale which gave the booth a professional, artistic quality. A huge bulletin board of CGS web site print outs enclosed one side of the booth. 22 gourd patch membership forms were distributed. Gourd growing instructions with the sale of seed (\$1 for nine seeds) sold 27 packs. LCTV videotaped the booth, promising to spread the word about the group.

The 5/22 meeting at JoAnnis Mohrman's home in Lucerne overlooking Clear Lake provided demonstrations of washing, cleaning, cutting, interior sanding, wood burning, and leather dying. Demonstrations of the Detail Master II wood burning unit, MiniCraft jig saw and orbital sander by JoAnnis Mohrman and "hot tool" demonstration by Ernie Velarde were accompanied by Al Silveira's very talented

use of Tandy Pro leather dyes on his pyrography designs. Vacationer, Carol Golinski, from Ft. Myers, Florida attended, having read about the meeting in the Lake paper, and was very complimentary of the group.

Members next meeting will be a picnic in Oakville at Jackie Pometta's gourd farm and Bed & Breakfast on June 12th. *Joannis Mohrman*

The SANTA MONICA/WESTSIDE PATCH continues to meet the third Thursday of each month, with next scheduled meeting June 17 at 7:30. The ornament themes for June will be Father's Day/Summer Solstice.

**HELP WANTED**

Regional Coordinator(s)  
needed for the  
San Fernando Valley and  
San Diego Areas

While requiring some time and effort, the payoffs are wonderful. Meet new fellow gourd artists/crafters/growers. Learn about new ideas and techniques.


**Ardith Willner**  
**831-427-3833 or**  
**ardithk@aol.com**

And from ORANGE COUNTY... Well, I broke my leg and Tandy closed and we got off to a bumpy start, but now my leg has healed and the new OC Gourd Group is alive and well! We are meeting at the University Community Association meeting room at 4530 Sandburg Way in Irvine at 6:30 pm. (Exit I-405 at Culver, go south to Michelson, left to Sanburg and Rt to the building just past the school on the left. Our next meeting dates are June 17, August 19 and October 21.

Currently, with leadership from Lynne Everett and Mary Pryor, several folks are busy planning for our participation in the Orange County Fair!! Various members will be doing gourd crafting demonstrations in the Home and Hobbies area Building # 14 on 4 different dates: July 12 from 1 to 2 pm and on July 17, 23, and 24 from noon to 1 pm. Come on down to the O.C. Fair and visit us! We see this as an opportunity to introduce others to the fun and camaraderie of gourdng as well as publicize our new regional patch of the California Gourd Society.

We had several new folks join us at our May 20

*continued on page 6*




## Thomas Farms

559-562-9640 - Voice & FAX  
20947-B Ave 245, Lindsay, CA 93247

---

**Gourds Galore - Gourd Classes - Gourd Supplies**  
**Gourd Books - Herb Garden - Water Plants**  
*Noi Thomas - Proprietor*



# Regional Roundup, cont'd

meeting, including 3 fellas! Some artists, some crafters and some growers! So our membership roster stands at 15 now! And since one of our new members is a director for the San Clemente Art Fair (September 18 and 19, 1999) we hope to be present and exhibit there also. Exciting times for

gourdheads in Orange County, would love to have others come and visit or join us. *Susan Sullivan*

The SAN BERNARDINO GOURD PATCH reports: Over the last 3 months our patch has been a very active, with the field trips to the gourd farms, demonstrations and great sharing at our monthly meetings. Our "Mystery Gourd" project was a huge success with no lack of imagination in this group!!

We have several new artists in our group whose creativity and techniques have only added more to gourd art.

We have 3 new members in our patch and growing strong slowly. Our patch meets on the 2<sup>nd</sup> Monday of each month at 7:30 p.m. at Kathy Riker's home 909-797-4591 for directions. Up coming events are:

June 14<sup>th</sup> meeting 7:30 PM.; June 26<sup>th</sup> & 27<sup>th</sup> Welburn Gourd Festival with Kathy Riker running the Silent Auction; July 12<sup>th</sup> meeting 7:30 PM.; July 24<sup>th</sup> Drum class; Aug. 9<sup>th</sup> meeting 7:30 p.m. Project to go home with each of us that night each will receive same gourd and same supplies to see how many different ways the gourd will come back at the next meeting.

Aug. 14<sup>th</sup> Work shop with demonstrations with the Dremel, saws, burners and other cutting equipment. 10:00 am. to 2:00 p.m. at Kathy Riker's house. September 13<sup>th</sup> meeting 7:30 p.m.

See everyone at Welburn Gourd Festival, Silent Auction to benefit CGS, June 26<sup>th</sup> & 27<sup>th</sup>. Coordinator of this event is Kathy Riker. Donations are still needed to make this event a success. We have received donations from some of the company's that we all buy tools from and gourd art donations have been coming from all over California and even Canada. I want to thank each of you that have already donated. You can send your donations to: Kathy Riker-Silent Auction, 34945 Shadow Wood Drive, Yucaipa, California 92399. *Kathy Riker*

The SANTA CRUZ GOURD PATCH is having a Knotless Netting class by fellow CGS member, Lynn Everett. This will be the final call for reserving a spot in the class to be held on Saturday, July 24th, 10:30 a.m. to 3 p.m. (meeting 10-10:30, class 11-3) Class descrip-

tion: Learn the ancient technique of knotless netting and create a tiny treasure to wear. This unique mini-gourd necklace will be dyed, embellished and encased in a delicate web of knotless netting. Students bring: sharp scissors, tapestry needle (large eyed, blunt tip), and any beads, charms etc. for embellishment. Fee includes mini-gourd, 4-ply waxed linen and leather dye. Bring a bag lunch. Approximately 4 hrs. are needed to complete the project. Cost: \$45.00.

The class will be held at the home of Ardith Wilner, 24 Clubhouse Dr., in Pasa Tiempo in Santa Cruz. Take the Pasa Tiempo exit off Hwy 17 near the junction of Hwy 1 and follow the signs to the golf course. At the guard gate keep right and follow signs to the Holland House. Ardith's home is located right next door to the Holland House at 24 Clubhouse Drive. If you need more direction call Ardith at 457-0612. Register today! To secure a place in the class please forward a check for \$45.00 (made out to Jill Walker,) and mail it to me at 905 W. Linden Rd., Watsonville, CA 95076.

Gourd Patch Meeting:

We will have a brief meeting before the class begins at Ardith's house on July 24th (See directions above.) Those who do not wish to join the class will continue to meet for Show and Tell and to share our deepest gourd secrets! We will have a tour of Ardith's new workshop too.

Gourd Work Group: Some have expressed interest in forming a work group which would get together weekly or a couple times a month to work on gourds. If this is an interest of yours let me know and we'll see what we can get going. It could be as few as 3 or 4 people or several separate work groups to suit the time schedule and location of various gourders. *Jill Walker*

News from the CALABASH CLUB OF SILICON VALLEY: Spring is witnessing a remarkable surge of growth in Silicon Valley gourd activities. In addition to a May meeting that featured a wildly successful drum workshop, led by Barbara Johnson, the Calabash Crafters have been planning & participating in shows. With Judy Cunningham coordinating the activities for the group shows and several other members selling on their own we have shown that there is a market for beautifully decorated gourds. During the month of May, gourd sales produced a total of \$3,650!

Two new programs are off the ground and causing excitement within the group. The first is a series of classes sponsored by CCSV. We have five currently scheduled and others nearly ready to be announced. The second program is weekly work circles, at which time members gather in someone's house, bring whatever they are cur-

*continued on page 9*

# Tips, Tools & Techniques

At the January meeting of the Foothill Gourders (El Dorado County), Pat



Muhlbradt gave a demonstration on the use of paraffin wax as a resist when decorating gourds with leather dyes. Absolutely fascinating! Pat had been a batik painter in a previous life and had all of the skills and many of the tools still in her repertoire. She has recalled them and put them to good use.

Pat used household paraffin wax, and melted it carefully following the instructions on the box. The wax needs to be kept warm, and she put the can of melted wax in an old electric frying pan. Caution must be used with this element of the project, as paraffin is flammable at slightly higher temperatures. If the wax begins to smoke - *turn down the heat, immediately.*

Pat applied the wax to the gourd using a "tjanting" (rhymes with daunting), a tool commonly used by batik designers and Ukrainian egg decorators (shown above). It is available from any art supply store, has several sizes of apertures (i.e. small, medium, large). It is a hollow tool that is dipped into the wax and then moved over the skin of the gourd, leaving a deposit of wax where ever it goes, kinda like a primitive fountain pen.

Once the wax had dried (and this is immediately on application) Pat applied leather dyes. For demonstration purposes, she applied several layers of a wide variety of dye colors and wax, with a wonderful result.

Once the waxing and dyeing process was completed and it was time to "finish" off the gourd, Pat used a hair dryer to gently heat and melt the globs of wax and then wiped the excess over the surface of the gourd using a soft tissue or towel. The wax then became the finish for the gourd.

Pat gives the following tips: Once can use any type of wax, i.e. beeswax or even melted crayons would do if the color is appropriate to your project. The wax can be applied using a brush as well.

Since then I have tried this using wood stain and I didn't quite get the end result I had hoped, but I think that was due to operator error (me). I didn't have an electric frying pan so put the wax in an old cat food can in another pan on top of the stove and just stood in the kitchen, paint brush in hand. This is certainly a technique that requires some practice - but I believe the potential results are incredible. *(jo ann perry)*

From Terese Miller in Monrovia: "the best tool I have found for cleaning the inside of a gourd is a scalloped sea shell. I has a handy handle and those scalloped edges make a perfect scraper."

Glenda in Woodbridge has several ideas: first on colors and finishes ... "shoe creams and my favorite, Berol Prismacolor Art Markers. The Prisma gives a soft see through water color effect. I use Kiwi Neutral Wax to finish off the project. I'm afraid of the polyurethane finishes. I've had problems with running colors, yellowing, etc.

I brought the Powercrafter yesterday. It's much easier to use than my Dremel. (Ed. note: the Powercrafter seems to be a woodcarving tool)

Mylar paper can be purchased from an office supply store. The paper has a sticky side, It can be photo copied onto with any design you create. then you cut out your pattern and stick it on your gourd. Once done, remove the mylar paper and WA-LA! *(glenda can be reached on 209-369-8508 or e-mail gzhippo@aol.com if you have any questions.)*



# Gourds "Down on the Farm"



One of our new regional representatives, Coleen Wogoman, in Happy Valley (near Redding) recently announced winning a \$10,000 grant to help support her education efforts on their Double W Ranch. Coleen and her husband Steve are carrying on a great family tradition, combining their passions of farming, education and public service. Coleen is a fourth generation farmer in Northern California, where her father still owns and operates a dairy in Arcata. On their ranch Steve and Coleen planted 80 fruit trees, lots of different kinds of berries, and vegetables. Three years ago Coleen added hardshell gourds. What started as an innocent supply for her own crafting needs has now become a main focus of her farming efforts.

When Brandon and Collin started school, Coleen recognized the need to introduce other school children to the significance and importance of farming. For several years they have sponsored field trips from local schools. After visiting the animals, orchard and vegetable gardens, Coleen reads a story in the gourd garden and then gives each child a packet of gourd seeds with growing instructions, a necklace of a piece of gourd, and a small gourd to take home and decorate.

Her "Day on the Farm" adventures were so successful that the Wogomans received a \$10,000 grant from the Water District (?) to provide funding and the expand the scope of their activities.

Steve and Coleen are dedicated to showing the rest of the world that small farms are an important part of our world in spite of all the challenges that face them. On August 28 (? Check on the flyer--I can't remember the date) the Double W Ranch will be the site of a "Farmer for a Day" Celebration. Several old-time farmers, including Coleen's dad, will share their experiences with

## DEVI-MURTI, QUEEN OF GOURDS

Her hands flutter like wings,  
Ivory fans that soothe,  
adoring palms that smooth,  
the ageless brows of Deities...

With fingers of golden fire,  
She kneads life-to greater life...  
Mid-wife to a simple glory,  
a wooden pear that begs her touch...

As certain as the dried seeds,  
She knows the destiny of these plants...  
These children of the laughing vines,  
Moon-like faces in the field of forms...

She gazes at a homely beauty,  
and listens to it's hollow core...  
Her hands trace its contours,  
and it whispers to her shell of mind...

Their conversation is kinesthetic,  
a patience men can never know...  
More whole than foolish words,  
a lullaby at Heavens Heart...

She creates, and is created,  
in the movements of her hands...  
Weaving color and textures,  
engraving Beauty's gestures...

Beckoning images from the wombs of gourds,  
the rotund canvass that Gods adore,  
embellished offerings that she hold high,  
filled with prayers to sanctify...

O Woman, done on me... like you do those gourds!  
Hold my head... I implore!  
Soothe my brow, and touch my face,  
I'll be still, - in your embrace...

Steve Haines  
© January, 1999

visitors. This event is being sponsored by many local businesses, including equipment, tractor and feed stores. Gourds, including a tour of her huge garden and piles of dried gourds, will be a big attraction. Congratulations, Coleen and Steve, and good luck in your adventures.



# IPUs of Ancient Hawaii

by Guy 'Keahi' Chandler

My introduction to gourd art was more by accident than by design. A retired fireman, I have never considered myself artistic by nature. I first learned of IPUs (lageneria siceraria) from my Hawaiian born wife, Puanani, who uses them as musical instruments in her polynesian dance. I became intrigued by the simplicity and earthy beauty of these legendary gourds. A perpetual student of Hawaiiana, I decided to explore their origins and use in the Hawaiian culture.

The IPU, or gourd, is thought to have migrated to the Hawaiian Islands with the original settlers (Kanaka Maoli). These people had no pottery, so the IPU originally served as a functional container for food and water (olowai). They were also used for storing fish hooks, line, bait, and even medicine. But, as I suspected, there is also a spiritual connection between the Hawaiian people and their IPUs: According to legend, the spirit of fertility that is the god Lono is embodied in the IPU. This is called, ĪkinolauŌ, meaning, Ībody of LonoŌ. For this reason, I believe, more varieties of lageneria siceraria are found in Hawaii than elsewhere in Polynesia.

Somewhere on the timeline between early habitation and the European discovery of the Islands by James Cook, the IPU evolved to a musical instrument, used by dancers to beat out a rhythm to the dance. The dried gourd is opened at the top, then emptied of seed and dried pulp. If scraping was necessary, it was usually done with an opihi or similar shell. The ancient curing/preserving technique was to fill the IPU with a solution of saltwater and sand, then allow the gourd to cure for several months before using.

The rediscovery of the nearly lost art of Hawaiian IPU decoration techniques is ongoing. Only a few have experienced any success with the tricky dye injection process, using plant dyes from the kukui root bark, kukui leaves mixed with alae dirt, and oxalic acid from taro plant. The dyes were often introduced while the gourd was still growing, the designwork performed to allow the dye to bleed through, then the gourd harvested at a later time once the proper effect was achieved.

Fortunately, the design techniques I employ are much simpler. For tools, I use a simple scribe, fine grit sandpaper, #0000 steel wool, and a #2 pencil. I begin by topping a thoroughly dried gourd, cleaning, then sanding and steel wooling the surface to touch. I then base color the entire gourd with a combination of plant pigment and food coloring. After drying, I pencil in the artwork. Next, I scribe over the entire pencil drawing, taking care not to penetrate the shell. Once I'm satisfied with the

scribing, I embellish with a Hot Tool (pyro-engraver). Additional highlighting pigment is added to specific parts of the image, as needed (leather dyes, food coloring, plant pigment) and allowed to dry. I may choose to raise the grain and natural mottling of the skin by steel wooling once again, taking care not to reduce coloration. For finish, I use only seasoned tung oil, and apply two coats with the palm of my hand.

The finished product is a durable, fully functional, musical instrument serving as a canvass for my artwork. According to Hawaiian mythology, the IPU, representing the earth, contains the seeds of all beings. As such †???, it spreads and brings forth fruit—like humankind over the globe. I can't imagine a more satisfying medium to work with.

## Regional Roundup, cont'd

rently working on and share the companionship of similarly minded gourders. Both of these programs are being coordinated by Barbara Johnson.

Interesting news also springs from the organizing efforts of CCSV that now counts about 80 members. Because our group is interested in so many facets of gourd growing and crafting we have organized ourselves according to various needs that we have identified. With that in mind we have formed a Calabash Council composed of coordinators who will assume responsibility for each specific area of activity. As new areas of interest arise we will add additional coordinators. We feel fortunate that each of our coordinators is especially skilled in the area for which they have volunteered. Following is a listing of names, responsibilities and phone numbers. They would be happy to talk to other gourd members at any time.

Our next meeting will be held August 1 at the home of Ginger Summit. At that time we will accept her "Cup Challenge," and each of us will produce a cup in our own inimitable style. We will also have an opportunity to see the photos and videos from her recent trip to West Africa.

Other upcoming events include two arts & crafts shows. The first in June at the Burlingame Art in the Park and the second in July at the Menlo Park Connoisseur's Marketplace. We wish everyone a summer of happy gourdng.  
*Carol Morrison*

# Election of Officers

by Carol Rookstool

Are you interested in being an officer of CGS? Nominations are open for the fall election to the newly created, non-profit, public benefit corporation of the California Gourd Society. Candidates must be willin to serve at their own expense, attend the annual meeting, and participate in the conduct of CGS business according tot the responsibilities of the office in which they serve. Most communication is conducted via e-mail but this is not a requirement to hold office.

The offices of CGS are: President; Vice President of Programs (coordinates Regional Gourd Patches); Vice President of Communications (manages publication of the newsletter and supervises the web-site); Vice President of Membership (maintains a membership database of over 70 members); Treasurer; recording Secretary/Historian; Representative-at-Large (3 positions).

Current officers are eligible for re-election are encouraged to apply to provide continuity and stability for CGS. Terms of office are 2 years. Offices have staggered terms so that approximately 1/2 of the officers will be elected each year. The offices of VP Communications, VP Membership, Recording Secretary and one Representative at Large are elected on odd-numbered years. To accomplish these staggered terms, these offices will be for one year during this one-time-only incorporation start-up election.

Thanks go to our Nominating Committee, Charlene Hanson (member from Seal Beach), Lorene and Jim Coleman (Regional Coordinators from Gardena), and Susan Sullivan (Regional Coordinator from Santa Ana). A ballot will be printed in the Golden Gourd in the fall issue so every current CGS member will have an opportunity to vote. Newly elected officers will take office on January 1, 2000. For further information, please contact CGS President Carol Rookstool at crookstool@aol.com, telephone (213) 629-5689, or write to 45493 South Fork Drive, Three Rivers, CA 93271.

To submit applications for election, interested members should write a one-page letter indicating the position, experience in CGS, and the reason/qualifications for being a candidate. Send letters to Nominating Committee Chairperson, Charlene Hanson, 13250 Fairfield Lane #173E, Seal Beach, CA 90740. The deadline for submitting applications is August 1, 1999.

## I Can't Believe . . . cont'd from page 1

My parents met in art school and my father became a high school art teacher. My five brothers and three sisters were all talented artists. We grew up poor, way out in the desert without many toys or neighbors to play with so I constructed mud or joshua tree bark stick-horses to play withand my dad taught all of us how to make marionettes out of newspaper. I always wanted to grow up to be just like Lewis Pasture. Without much success I tried to copy his experimentation with breeding and grafting plants.

After I grew up and was finally able to live in a house with enough dirt to grow gourds I bought some bird-house gourd seeds and grew several plants. The following year I added basket gourds and began experimenting with scratching pictures on growing gourds. The year after that I grew snakes, penguins, canteens, small bottles, dippers, and tobacco box gourds and experimented with manipulating the gourd shapes killing a lot of baby gourds in failed experiments. Meanwhile I was acquiring quite a collection of dried gourds but I was afraid to cut them open to make anything out of them. I loved them all so much I didn't want to ruin a single one.

In 1997 I went to the Wellburn Gourd Festival where I met Jim Widess. When I told him I had "gourd phobia" he declared, "we will get you over that!" and he kindly allowed me to chop up HIS gourds with HIS saw and break HIS blades while I learned. I promptly bought one of his saws which I used for over a year before I broke the first blade.

I started taking gourd classes and attending as many gourd festivals as possible to collect unique seeds and ideas. In 1998 I was fortunate enough to meet Jim Story at the Ohio Gourd Festival and Jim later wrote me sending photos of some of his hand trained gourds and instructions on how he does it. He also sent me several green-scraped Nigerian bottle gourds which I treasure including one he had grown to be flat on two sides. Now I want to grow up to be just like my mentor, Jim Story! My latest garden additions are marankas, apple gourds, and extra long dippers. I can't wait for them to set the first gourds so I can put Jim Story's advice to use.

My specialty is inventing one of a kind items that I have never seen made before. Some of my latest creations include a bowl of hatching dinosaur eggs, a gourd stick-horse, gourd baseball cap with moving propeller, and a gourd marionette.

I believe finding your own style, your own nitch is the way to enjoy gourd crafting to the fullest and I believe the way to do that is to incorporate as many of your adult and childhood interests in them as you can. Since my favorite pastimes have always been horses, gardening and art you can imagine how tickled I am to etch a galloping horse on a growing gourd."

## Classified Advertising

Classified advertising rates are 25¢ per word per issue. Please submit your ad copy to Ginger Summit or Jo Ann Perry

### BEGINNING GOURD CRAFTING KIT

Have gourd, now what? This handy kit has everything you need to start out on your first gourd projects.

**Special Member Price - \$19.95 + shipping/handling.**

**Call 909-678-8835 or FAX 909-678-3955**

**BLESSING FARMS**  
475 CHAPEL CHURCH RD  
RED LION PA, 17356  
Great crop for '98 - large supply of many different types of gourds, of very good quality and size with hearty thick shells. Great for all those special crafting projects. We accept small to large orders and ship UPS. New price list with diagrams available a/o April this year. Send \$2.00 with SASE.

### GOURDS FOR SALE!!

Happy Valley  
Gourd Farm  
1062 Happy Valley Rd.  
Santa Cruz, CA 95065  
408-426-9780

### CUSTOM HANDWEAVERS

2230 Old Middlefield Wy,  
Suite H  
Mountain View, CA  
650-967-0831.

Now carrying materials for the gourd artist: all sizes of dried gourds and selected gourd seeds. Art supplies for the gourd artist, including books, dyes, feathers, beads, and basketry materials. New materials arriving

### DISPLAY ADVERTISING

is now being accepted for future issues of The Golden Gourd. The cost is \$25.00 for an ad approx. 3 inches (w) by 2 inches (h).

# Up-Coming Gourd Classes

*All members of the California Gourd Society may list classes they are teaching. There is no charge to list your class and it is a wonderful benefit when you belong to CGS.*

June 12  
**Gourd Design & Embellishments**  
Jennifer Wool  
A Perfect  
Place for Art  
12481 Clayton Rd. San Jose  
408-259-3975

June 19  
**Knotless Netting**  
Candy Krueger  
The Tree Mover Tree  
& Gourd Farm  
5014 El Ave. N  
Palmdale  
661-947-7121

June 19  
**Painting Gourds in Spirit**  
Jolee Schlea  
The Caning Shop  
926 Gilman  
Berkeley, CA 94710  
510-527-5010

July 7 for 8 weeks  
**Gourds, Gourds, Gourds!**  
Tuesdays at 6:30pm  
Carolyn Potter  
Barnsdall Park Art Center  
213-485-2116

July 10  
**Gourd Crafting**  
Duane Teeter  
The Caning Shop  
926 Gilman  
Berkeley, CA 94710  
510-527-5010

July 11  
**Gourd Techniques Workshop**  
Liza Muhly  
1062 Happy Valley Rd.,  
Santa Cruz  
831-426-9780

July 17  
**Gourd Berimbau**  
Salih Qawi  
The Caning Shop  
926 Gilman  
Berkeley, CA 94710  
510-527-5010

July 17  
**Knotless Netting**  
Candy Krueger  
The Tree Mover Tree  
& Gourd Farm  
5014 El Ave. N  
Palmdale  
661-947-7121

July 21  
**Gourd Techniques Workshop**  
Liza Muhly  
1062 Happy Valley Rd.  
Santa Cruz  
831-426-9780

July 24  
**Gourd Art**  
Linda Noblitt  
The Tree Mover Tree  
& Gourd Farm  
5014 El Ave. N  
Palmdale  
661-947-7121

July 24  
**Collage on Gourds**  
Diane Merrill  
The Caning Shop  
926 Gilman  
Berkeley, CA 94710  
510-527-5010

July 25  
**Knotless Netting Gourd Necklece**  
Lynne Everrett  
Custom Handweavers  
2239 Old Middlefield Wy, #H, Mt.  
View  
650-967-0831 or Barbara  
Johnson 408-735-7229

July 31  
**Gourd Masks**  
Kathy Riker  
The Tree Mover Tree  
& Gourd Farm  
5014 El Ave. N  
Palmdale  
661-947-7121

August 14  
**Gourd Drum Workshop\***  
Stefan Schneider  
10:00 to 4:00  
location to be determined  
510-864-4274

September 11-12  
**Make & Take Classes**  
Kathy Riker  
The Tree Mover Tree  
& Gourd Farm  
5014 El Ave. N  
Palmdale  
661-947-7121

September 12  
**Gourd Masks**  
Mary Simmons  
Custom Handweavers  
2239 Old Middlefield Way #H,  
Mountain View  
650-967-0832 or Barbara  
Johnson 408-735-7229

September 11  
**Gourd Crafting**  
Duane Teeter  
The Caning Shop  
926 Gilman  
Berkeley, CA 94710  
510-527-5010

## Farmer for a Day

A celebration of Farming in America!

August 28  
10 AM - 5: PM

Double 'W' Ranch  
16971 Palm Ave  
Happy Valley CA

Many events including storytelling in the Gourd Patch

For more info and booth rental details call Coleen wogoman 530-357-3477 or e-mail doublewrench@una.com



## Gourds by Jeanie

Jeanie Dixon, CGS member has created a tutorial called "Gourd Preparation for Acrylic Painting that is now available on her website:


<http://www.GourdsbyJeanie.com/gourd.htm>

She is also sponsoring "The first Giant Gourd Growing Contest on the Web." Rules are available on her website as well:

<http://www.GourdsbyJeanie.com/rules.htm>

Address CORRECTION REQUESTED

If the mailing label is red, this indicates that your membership has or is about to expire.



Check Your Membership Expiration DATE



The Golden Gourd  
CALIFORNIA GOURD SOCIETY  
PO Box 455  
Los Altos, CA 94022

Annual dues for CGS are \$10.00. Membership in the American Gourd Society is \$15.00 annually and can be paid directly to them: AGS • c/o Dallas Lunsford, 317 Maple Ct. Kokomo IN 46902

California Gourd Society  
c/o JANET Hatfield,  
PO Box 455, Los Altos, CA 94022

TO RENEW YOUR MEMBERSHIP just send the mailing label to the right, along with any corrections and your \$10.00 dues to:

Name: \_\_\_\_\_  
Mailing Address: \_\_\_\_\_  
City: \_\_\_\_\_ State: \_\_\_\_\_ Zip: \_\_\_\_\_  
Telephone: \_\_\_\_\_  
E-Mail: \_\_\_\_\_

FOR NEW MEMBERSHIP complete the following information and send your \$10.00 annual dues to the address listed below:

California Gourd Society  
Membership Application

### Welburn Gourd Festival June 26 - 27th

Free Admission  
Opens 9 AM

featuring

- Classes on Friday June 25th
- Hawaiian and Native American musical/dance performances
- Special art booth for children
- Booths of gourd art/crafts and supplies for sale
- CGS Gourd Art Competition
- Crop of fresh gourds for sale, washed or unwashed

Wellburn Gourd Farm  
40787 El Luz Murrieta Rd.,  
Fallbrook CA 92028

### The Tree Mover Tree & Gourd Farm 1999 Gourd Festival Sept. 11 & 12

(Vendor Spaces available, save \$25.00 if arranged for before 7/15/99)

Artisans displaying and selling gourd art

Large variety of gourds and supplies for sale

Gourd classes

Entertainment

Food and drink

The Tree Mover  
Tree & Gourd Farm  
5014 E Ave. N  
Palmdale CA  
661-947-7121

### Zittel Farms 5th Annual West Coast Gourd Festival Sept. 25-26th

A regional gathering of gourd enthusiasts desiring to share ideas & sell their creating to the public.

- Vendor space available
- Overnight security provided

Zittel Farms  
Oak Ave 8  
Folsom-Auburn Rd  
Folsom CA 95630  
916-989-2633