

THE GOLDEN GOURD

THE NEWSLETTER OF THE CALIFORNIA CHAPTER OF THE AMERICAN GOURD SOCIETY

VOLUME 6, ISSUE 2

SUMMER 2004

The Gourd Art of Merilou Jenkins

An Interview with Merilou Jenkins by Carol Rookstool

When did you start doing gourd art?

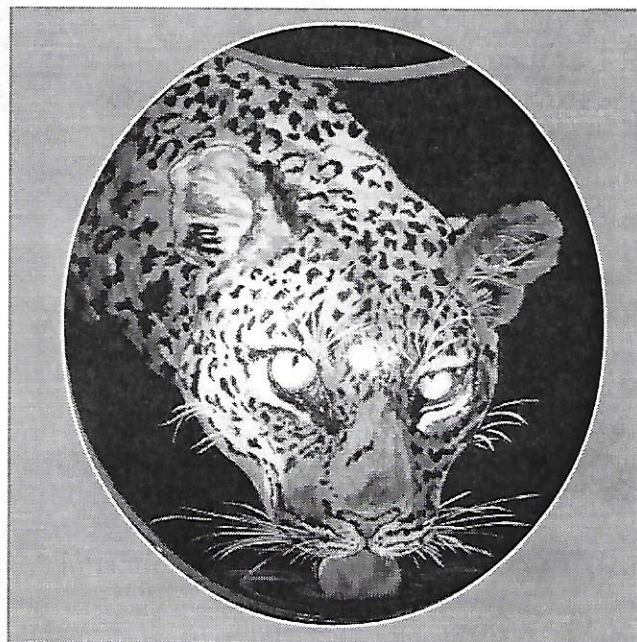
Three years ago, a friend persuaded me to go to the Welburn Gourd Festival. On Saturday my husband Richard and I arrived as curious visitors and by the end of the day I was totally hooked. We had to go back on Sunday to buy all the gourds, saws, books and tools I could get my hands on.

I recently heard that you had a wonderful experience at the Laguna Art-A-Fair?

Being juried into the annual Art-A-Fair has been a tremendous experience in my life as a gourd artist. There were only 28 new slots for artists and, with great anxiety, I applied for the 10-week show along with 130 other artists. To my delight, I was accepted and subsequently won Best Booth Display, Best Organic Artist, Best 3-Dimensional Artist, Best New Artist and Best of Show. I was informed that this was the most awards any one artist had ever garnered in the show's 37-year history! This was truly overwhelming and thrilling.

The CGS members are interested in how to apply for a juried show.

The jury process begins with each artist submitting digital images of three pieces of their work or the actual work itself. In this case, I thought my best approach to showing three-di-



INSIDE...


- President's Message.....2
- Gourd Festivals, News & Happenings.....3
- Regional Roundup.....5-7
- Calabash 2004!.....8
- Shingletown Gourd Festival.....8
- Gourd Fair L.A. Job Opening.....9
- Introducing "Easy-Off".....10
- Great Leap.....10
- Making Cordage.....11
- Creativity According to Don Weeke...12
- Natural Materials for Gourd Rims....12
- Gourd Classes.....13
- Membership Application.....16

cont'd page 4




President's Message

Thank You!



Congratulations to *Kemper Stone*, winner of the Traveling Gourd! For those of you who were fortunate enough to attend the Asilomar event, so graciously sculpted and supported by Lynne Bunt, the raffle of the Traveling Gourd was the crown jewel of the Conference. Following a mask competition which featured absolutely extraordinary pieces of work by CGS members, Jordan DeWitt, Carol Rookstool's grandson, chose the winning ticket for the Traveling Gourd.



In a routine day I often imagine someone is saying, "gourd" and I whirl around listening sharply. It is nearly always "bored, scored, cored, floored, soared, sword, hoard, toward", but rarely "gourd"! Except at the events, and that's my extreme pleasure, when everyone really is talking about GOURDS!!!!


Hope to see you at an upcoming event, fair or festival.

Leigh Adams

News Flash

Thanks to Kathy Riker, Lynne Bunt and all our CGS artists and sponsors!!! Fund raising efforts at Asilomar totaled \$3046.00 for the silent auction and the raffle grossed \$1060.00! Outstanding work by everyone! Thank you for the generous offerings of work, materials and volunteer hours. It really made a difference! Traveling Gourd contributions have not yet been reconciled. We'll let you know in the next issue.

Tears of joy were shed by many people when we realized the gourd would be in the hands of CGS's self-styled "Gourd Ambassador". What a delight for everyone. For those of you who didn't get to see the finished work of art, or who would like to own a copy of the photos, Larr Cunningham has generously created a CD of photos of artists and their work, chronicling the two long years it took to complete. The CD is a beautiful piece of work in itself and will be available through the CGS website if you have not already purchased it from Larr. And thank you Larry and Judy for the countless hours you dedicated to this exquisite piece of California artistry.



A note to acknowledge the passing of Carol Morrison, CGS founding member, friend and supporter. We have lost a courageous, wise and wonderful friend.

I was able to meet many CGS members at Leiser Farms' Gourd Sale. It was my first opportunity to attend a more northerly farm hosted event and I hope it will not be the last! So many gourds! Such wonderful people! If only there were more time in the days, wouldn't it be grand! Outside of the patches, many CGS members don't have the opportunity to spend time together except at festivals, fairs, sales, etc. My favorite thing is overhearing conversations, "gourd this, gourd that, gourd whatever".

• NEWSLETTER DEADLINES •

— *electronic submissions preferred, please* —

Spring - Feb. 20, 2005 • Summer - May 21, 2004
Fall - Aug. 20, 2004 • Winter - Nov. 19, 2004

Leigh Adams(lladams@earthlink.net)

Carol Rookstool(crookstool@fidm.edu)

Lisa Toth(gourdiva@verizon.net)

Gayle Nicholls (gourdpatch2004@yahoo.com)

Lorraine C. Valenzuela(basketgourd@earthlink.net)

The Editors reserve the right to edit any contributions for content and consistency.

Gourd Festivals, News & Happenings...

Want Your Work Exhibited at the LA County Arboretum During Gourd Fair LA?

Gourd Fair LA sponsor, the Los Angeles Zoo, has asked for CGS artists to contribute to a "zooscape". Patch leaders will be receiving precut gourd pieces to be embellished with an animal from the LA Zoo. All submissions will be displayed at Gourd Fair LA and the zoo will assemble them (depending on number, size and content) into wall hangings. The wall hangings or "zooscapes" will be raffled to provide funds for the Enrichment Team at the LA Zoo. *Contact your patch leader for more information.*

Jan Seeger won Fallbrook Gallery Show opening.
Pat Boyd won first prize, Whitney Johnson Peckman won second and Peggy Wiedemann won third.

Congratulations to everyone!

Attention to Folks Entering the CGS Competition at Welburn Festival! We've changed a few things with regard to judging this year. Judging will be on *Friday, June 25, 2004*. The exhibit will open to the public on *Saturday, June 26 at 10:00 a.m.* We hope these changes will allow more viewing time for festival attendees.

DON'T MISS IT!

CGS member Bill Colligen has been selected to exhibit at the *Sausalito Art Festival over Labor Day week-end, September 4, 5 & 6.*

You can also have an opportunity to see his work in person at the *Contemporary Crafts Market in Santa Monica on June 11, 12 & 13.*

BASKETS, GOURDS & IMAGINATION

May 1 - June 3, The Next Door Gallery, San Diego

Featuring 17 internationally-known fiber artists expressing their creative selves in the form of basketry, gourd art and natural fiber weaving. Representing at least 150 years of weaving experience, these Southern California artists bring to our gallery dozens of charming, beautiful, whimsical, dynamic and always surprising pieces.

Members: Cathy Byrd, Nancy Johnson, Michal Costello, Kathi Klopfenstein, Paul Klopfenstein, Mary Pryor, Lynne Everett, Jeanne Ames, Polly Jacobs Giacchina, Carol Lang, Susan Roberts, Don Weeke and Peggy Wiedemann.

2963 Beech Street • San Diego • 92102 (619) 233-6679



Join us for a weekend filled with fun, food, live entertainment, and, of course, GOURDS!

Saturday, June 26th - 9:00a.m.-5:00p.m.

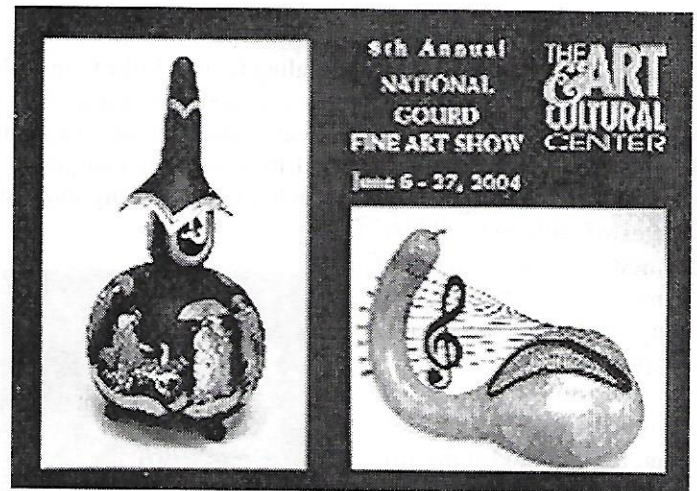
Sunday, June 27th - 9:00a.m.- 4:00p.m.

Free Parking

Admission at the Gate is \$7.00 per person.

Children 12 years and under are FREE!

Advance Tickets are \$6.00 per person and are on sale now until June 18th, 2004!




8th Annual National Gourd Fine Art Show - June 6 - 27
The Art & Cultural Center - Fallbrook

Participating Member Artists

Jeanne Ames * Jewell Nagel * Mary Pryor
Peggy Wiedemann * Betty Herrington * Jeanne Ames
Keely Berry-LeBlanc * Terry Cederquist
Patricia Boyd * Don Weeke * Lisa Chavez-Thomas
Judy Cunningham * Vanessa Emmons * Barbara Hudson
Merilou Jenkins * Whitney Johnson Peckman
Larry McClelland * Jewell Nagel * Diane Piccola
Mary Pryor * Sally Rosenberg * Jim Russell
Jan Seeger * Marguerite Smith * Don Weeke * *

The 8th Annual National Gourd Fine Art Show will be held at the Art and Cultural Center, 103 South Main Street, Fallbrook, CA from June 6 - 27, 2004.



mensional art was to compete with actual pieces rather than by slides. I scored high enough during the jury process to be eligible for a full size booth. It is important to have enough space to display large gourds so the size of the booth was a real advantage. One key to accumulating points is to follow the application guidelines.


What is your art background?

My B.A. and M.A. are in art with a minor in business from

California State University, Long Beach. After teaching high school art for several years I decided to go to law school. I then practiced law for 10 years before refocusing on my art. Currently, I teach art, yearbook and journalism at Buena Vista High School in the Corona-Norco School District. Now I spend several hours in my art studio each evening.

Where do you get your inspiration?

Animal forms and patterns are appealing to me. I like to include small details and, at the same time, consider the overall drama and aesthetic proportions of the subject. I love to work on a grand scale and large gourds inspire me. I have recently completed a series of five zucca gourds, with each gourd featuring multiple images of different wildlife. My newest work is a series of 16 round gourds that are very sculptural with assembled components.




It would be wonderful if CGS members would visit my current shows to see how the concepts are integrated in new ways. It is exciting as well as challenging to use mixed media in each piece and to include embellishments that are appropriate with the theme I am conveying. This past summer we traveled throughout Europe and I was especially enchanted with the great artists of Italy and with the work of Antonio Gaudi in Barcelona.

What are your favorite tools?

After many years of making jewelry, weaving and doing ceramics, I now find that I also like woodburning. Using a variety of materials is comfortable for me. My favorite paints are acrylics by Windsor Newton and I find that my best work is done using long-handled Kolinski sable brushes, sizes 1 to 8. Using good quality tools is important.

How do you participate in the California Gourd Society?

CGS provides a tremendous opportunity to learn new things from other members and to participate in group efforts to share what you love with the public. Last year, I headed up the team that organized the delightful Friday night dinner at the Gourd Fair LA held at the Arboretum. I also taught a class. This year, I will be helping with the Annual Gourd Art Competition held at the Welburn Gourd Festival. These two events are major projects of CGS and provide the greatest opportunity for me to support the organization.




What are your future plans?


I want to produce my very best work and I want to be responsive to the market and the general public. I assumed that small, modest priced pieces would be most successful at Art -A-Fair but I learned something quite different. The more complex, high-end pieces sold out completely. These were the pieces that I was the most proud of. This work gives me the most satisfaction and gives meaningful direction to my work as a gourd artist. It is extremely satisfying to see the wonderment expressed by the public when they realize that my work is done on gourds! I spend a great deal of time explaining the cultivation as well as the creative process involved in working with gourds.

Two shows are on my calendar for June 2004. The 8th Annual Gourd Fine Art Show at the Art and Cultural Center in Fallbrook will be held from June 6 to 27.

CGS members are invited to attend the opening reception on Saturday, June 5 from 5 to 7. The 37th Annual Laguna Art-A Fair will be held from July 2 through Labor Day at the Art-A-Fair showgrounds, located at 777 Laguna Canyon Road in Laguna Beach. Parking is available at the city parking lots and there are free shuttle buses to take visitors directly to the show. There is a lovely restaurant located on the Art-A-Fair grounds, Tivoli Too!, that makes a day trip a special event.



Look for my work at Booth # A2 from 10 am to 9 pm daily and from 10 am to 10 pm on Fridays and Saturdays. *Hope to see you there.*



REGIONAL ROUNDUP

Channel Islands Gourd Society

Lisa Toth 805-604-7538

For more information see our website at www.channelislandsgourdsociety.com.

We meet on the third Wednesday of each month from 7pm to 9pm at the Santa Rosa Valley Community Clubhouse, 11701 E. Los Posas Road, Camarillo, California

Our patch hosts a Spring Gourd Festival in April or May of each year and participates in the Ventura County fair. Members of our patch are active in festivals throughout California. In April members displayed raw and finished gourds at the Falkner Farms "Farm Fest 2004" as part of our outreach program.

For a listing of our ongoing CIGS meetings and activities please visit our web pages at www.channelislandsgourdsociety.com.

East Bay Gourd Patch

San Francisco East Bay

Regional Coordinator: Bee Hylinski

(925) 552-5977 or beebee723@earthlink.net

Our group is growing! We have new members joining us at each meeting! Our most recent gathering was a wonderful trip to Greg and Mary Leiser's Gourd Farm in Knights Landing, CA. It was a great opportunity to walk into the gourdfields and to select gourds for all the projects you can imagine.

On June 19th, we are meeting at the Caning Shop in Berkeley. Bee Hylinski will be demonstrating Paper Collage on Gourds. On July 17th and August 21st we will be holding informal meetings, at locations not yet determined, to do hands-on work on gourds. There will be no formal meeting. Contact the Coordinator for more info on these meetings. Please come and join us.

We have a lot of fun and learn a lot!

El Dorado County Foothill Gourders

Regional Coordinators Sandy Carpenter & Marion Christensen (530) 677-5728 or mscarp@directcom.net

The Foothill Gourders meet on the First Thursday of the month. The business meeting is held at 9:30 a.m. and the educational meeting is from 10:00 – 12:00 in the El Dorado County Agricultural Commission Cooperative Extension Building at 311 Fair Lane in Placerville. Guests are always welcome. Please call ahead to confirm. Sometimes we have a field trip scheduled.

Greg Leiser will present an educational program at our June meeting. He will demonstrate tools for cleaning gourds and we will present him with a mosaic wall hanging. We have also completed a second wall hanging to be used for an opportunity drawing in the near future.

Several of our members were able to complete the "devil's claw challenge". Our goal is to inspire our members to create even more elegant gourd art.

In July, Perry Blodeau, a local artist, will be on our meeting program where she will be showing some of her work and answering our questions. At the August meeting, Lena Stiward and Colleen Platt have created a slide show of their adventures at the CGS Asilomar conference. Please join us for these great meetings.

Fallbrook Gourd Patch

Barbara McDermott (760) 746-3913

Our Gourd Pizzazz Show this year (month of March) was just wonderful. We sold 24 gourd pieces from the Pizzazz Show! Those that sat the gallery were able to bring extra gourds for the day to sell and they did quite well also. It was a very successful show for all. I just wanted to give you a heads up for the Fallbrook Gourd Patch 2005 Gourd Pizzazz Show.

The Fallbrook Gourd Patch is already scheduled for March 2005 at the Artists Gallery (they love us!) and another wonderful event will be taking place at that time also. California Center For The Arts in Escondido has scheduled the ASCH (Associated Southern California Hand Weavers) Conference in March 2005 and are working at this very time with downtown Escondido and all galleries to have a tour of gourd and fiber arts in the month of March. They are looking forward to our Gourd Pizzazz Show 2005 at Artists Gallery and are currently working with Marty Tiedeman, Artists Gallery Director, on getting things coordinated in downtown Escondido for this very special event.

I have been the show Coordinator for the last 3 years and it has been the most exciting time of my life helping get this together for an all gourd show. We are planning to move to northern California at the end of this year, so I will join the El Dorado County Gourd Patch at that time.

Barbara McDermott will be letting you know all of the particulars for this much looked forward to event in 2005. I will likely join the El Dorado County Gourd Patch when we move. We are planning on living in the Auburn area.

Looking forward to see you and all the FANTASTIC GOURD ART at the Welburn Festival in June.

Sincerely, Jayne Kratzer, Fallbrook Gourd Patch member

Gourd Artisans of LA

Larry McClelland 310-549-3294

We meet and work on the third Wednesday of each month at San Gabriel Bead Company located at 325 E. Live Oak, Arcadia, CA 91006. Their phone number is 626-447-7753.

Regional Roundup *cont'd* on page 6

Kern County Gourd Patch

*Regional Coordinator: Betty Finch (661) 589-3368;
finchgourd@aol.com*

We meet at 6:30 pm on the 2nd Tuesday of each month at Beverly's Crafts, 2819 "F" Street, Bakersfield. Visitors are always welcome. Bring a crafted gourd for show-and-tell or an uncrafted gourd for brainstorming. You can never anticipate what fun items will turn up on the "Opportunity Table!" Refreshments are provided.

Late breaking news from Betty Finch: Two Kern County members attended the Asilomar Gourd Conference and returned with glowing reports of one fabulous happening after another. Congratulations to Kemper Stone who took possession of the Traveling Gourd. Thank you, Kemper, for assuring the rest of us that the gourd will continue to travel as you share it with others.

It is not too early to get started on those 8th Annual CGS Gourd Art Competition projects. A list of the categories will be available at our meetings. The categories are also posted on the CGS website and in the Golden Gourd. We enjoy helping everyone come up with ideas. Last year several of our members won ribbons and we would like to see even more participation at the 2004 Welburn Festival. Bring a gourd and let us help you with ideas for the CGS competition.

We are gearing up for the Kern County Fair at the end of September. There are 6 gourd competition categories this year!!! We plan to staff a gourd crafting demonstration table again. You can sign up for a Kern County Fair demonstration time slot at the July or August meeting.

Kingsburg River Patch

Pat Wesscott Wagon4@lightspeed.net (559) 897-7470

On July 5 our friend Noi Thomas will be teaching a Soft Woodburning Advanced class from 9 to 3 pm. We are looking ahead to having a booth at Master Gardener Smart Gardening Conference at the UC Center in Fresno in October. Lots of people come to marvel at what we can do with gourd seeds, water, time, fruit and crafting. We love visitors.

Los Angeles West

*Angela Briggs-Rhamah13@yahoo.com;
Judy Bin-Nun-Jbn12401@aol.com*

The LAW group is on a roll! We meet in West Los Angeles at Selvin and Weiner Law Office Conference Room at 12401 Wilshire Boulevard. One of our projects is to challenge all the regional patches to support our Gourd Musician Fund that will pay honorariums to the magnificent musicians to entertain us at Gourd Fair LA. Our gorgeous geehaws and doodads raffle-off game is lots of fun and our fund is GROWING!

June will unveil Jan Seeger's "Dye another Day." Later this year we will learn to make musical instruments from Angela Briggs and Raquel Paxton will do a session on "Woodburning Inheritance." If this sounds like fun – we welcome new members!

Our coordinator, Angela Briggs, is part of the Special Exhibition at the LA Craft and Folk Art Museum. She is involved with Riua Akinshegun's "The Most Mutinous Leapt Overboard" which is an interactive dollmaking, personal-creation historical adventure into African history. Angela's work is being featured in the museum gift shop.

Orange County Patch

*Area Coordinator, Susan Sullivan (714) 997-4482;
susansphn@aol.com*

Orange County Gourd Society (OCGS) is active, and continues meeting on 4th Thursday evenings at Create It Ceramics, 801 Baker St. in Costa Mesa. Fun begins at 6:30 with Socializing and "Show 'N Tell Table Talk," followed by brief business update, our Featured Artist segment and usually a "how to" presentation. CGS newbies are always welcome!!

Recent Saturday classes at Create It included Gourdimals, and May Gourd "Baskets." The first beginning gourd class at Fullerton Arboretum was held in April, and was quickly followed by a popular OCGS exhibit and booth at their Green Scene Spring Plant sale there. We donated several gourd seedlings to the Children's Garden, that are now thriving...and may yield a future supply for kid crafts...

Upcoming Saturday classes are scheduled at Create It on July 26 (class is beginning Gourd Craft) and on Sept 11 when Lynne Everett will teach an advanced project. Call 714 641-8124 for info and sign ups.

OCGS has been focusing on connecting to local Orange County events to raise awareness of CGS and our group's local activities. In June we will exhibit at the Yorba Linda Art Fest, and presently we are working with the Fullerton Arboretum and the SA Zoo to plan future outreach and education and possible classes at both locations.

We will be demonstrating all day at the Orange County Fair on July 15 and 16 and 31 in the Home and Hobbies building and will be at the Fullerton Arboretum Fall Fest in October also.

So we are on an activity binge...and will welcome other interested area patches to join us....because there are so many ways to have fun with gourds!! Hope to see and meet new OC area CGS members at Welburn's Fest and at the LA Gourd Fest in the Fall. Great Gourding to all...Susan Sullivan, OC Area Coordinator (714) 997-4482. For additional information, visit our website at <http://hometown.aol.com/susansphn/myhomepage/profile.html>

San Bernardino Gourd Patch

*Regional Coordinator, Darlene Propp
(909) 862-9717; str8edge@ez2.net*

Currently the San Bernardino Patch meets the 2nd Tuesday of each month at 7:00 p.m. in the workshop of Chris Souza, located at 12367 18th Street in Yucaipa. However, we will be looking for a new venue as Chris will be moving to Utah within the next few months. Please call Darlene at the above number or e-mail her to verify the place and time.

Regional Roundup cont'd on the next page

This spring, some of our members attended the Asilomar Gourd College and brought back many wonderful tips and techniques to try. Also, Chris Souza was recently the featured artist at the Redlands Art Association and her gourd display was just beautiful and inspiring! She did a great job of spreading the gourd glow in our area. Each member has special skills that can be shared with the group, so we are always learning from each other. Of course, our favorite part of the meeting is the "show and tell", as we really enjoy seeing the gourd art our members have completed. We plan to have a field trip or two during the summer and perhaps a class. We look forward to meeting new members, as well as having visitors from other patches. So come join us!

We would be delighted to have any of you join us at our meetings. Just call Darlene at the above number, or Chris Souza at (909) 794-2450 and let us know you're coming.

San Diego-Misti Washington Gourd and Basket Guild

Regional Coordinator: Peggy Blessing (858) 292-9219 or giza@sprynet.com

The San Diego Gourd Patch is a part of the Misti Washington Gourd and Basket Guild, which meets the first Sunday of each month at Quail Botanical Gardens in Encinitas, 12:00 to 3:30. On even numbered months, a potluck lunch and door prize drawing is followed by a business meeting. On odd numbered months, the meeting is an informal gathering and attendees bring a sack lunch, and we often hold a mini-workshop or demonstration.

At the end of the June, San Diego patch members will join other CGS patch members in volunteering at the International Gourd Festival at Welburn Gourd Farm, helping with the competition set up and the CGS information/sales booth.

There is no meeting on Sunday, July 4! Instead, a fund-raising rummage sale will take place on Saturday, July 10, 8:00am to 2:00pm, 651 Eucalyptus Avenue Vista, CA 92084 (Corner of Escondido Ave. and Eucalyptus).

Teachers are now being selected for approximately 40 basket and gourd classes which will be offered at the next Weekend in the Garden event on May 7-8, 2005.

For information about MWGBG and its activities, check out the web site (baskets-gourds.com) or contact the patch leader, Peggy Blessing (858-292-9219; giza@sprynet.com)

Santa Cruz Gourders (Santa Cruz Gourd and Basketry Group)

Barbara Johnson (831)440-1540-greggjohnson@earthlink.net
Kris Mangliers(831) 338-3449 -Kmangliers@msn.com

The Santa Cruz Gourders usually meet on alternate months at the home of Barbara Johnson.

Our communication is usually through e-mail (simple and low cost) but a quick phone call will bring you up-to-date on our meetings and events.

Darlene Propp, regional coordinator for the San Bernardino patch sent this useful link for those using bones, antlers and other animal parts on their gourds for sale in California.
<http://www.dfg.ca.gov/enforcement/selling.html>

Sonoma Gourd Patch

Donna von Eledkrantz (707) 778-058; donnayone@comcast.net

Our meetings are held the last Wednesday of the month from 7:00 to 9:30. We have changed our location back to Janet Klein's. We really appreciate her allowing us to come and work in her cozy home.

September 12 David Snooks Workshop

We have several teachers who have classes locally – call for information. Janis Kobe and Thena Trygstad will be at Ghost Ranch again this summer. Contact them at jkobebird@aol.com.

Tulare Sequoia Patch

Coordinators: Toni Best and Sue Winters-Brown
(559) 627-5430 or capineneedles@earthlink.net

The Tulare/Sequoia Patch has been on the go. On Mother's Day we had a fantastic weekend at Three Rivers where we had a gourdgeous booth at the Redbud Art Festival. Seven of us are going to the Welburn Gourd Festival where we will have a booth. Suzanne Garibay will teach a rainstick class and Toni Best will teach two pineneedle classes.

Hurray to Linda Victory who has a lovely piece of art on the cover of the American Gourd Society's newsletter.

Coming events:

June 5 -Paper Clay on Gourds taught by Linda Gatz (559) 635-0167; **July 10** - Patch get together at Dianne Burke's place in Camp Nelson; **July 17**-Pine Needle Weaving on Gourds taught by Toni Best; **August 14** - Chip Carving on Gourds taught by Ohio-based Lynn Rehm at Camp Nelson.

turtlefeathers.com
828.926.4716

Baroque Art Gilders Paste
28 colors - \$6.75 tin

Angelus Paints - 61 colors

Angelus Dyes - 39 colors

Inlace Inlay Material

Kits in 10 colors - \$26.00

We stock all the additives.

Granules - Nuggets - Stone Flakes
Metallic Dusts - Pearlescent Dyes

Heishi Beads - Bone Beads

We are a full line supplier
of craft supplies, tools,
and natural products.


david@turtlefeathers.com

Calabash! 2004! Gourd Art Show with a Heart


Four years ago, a gourd seed was planted in Sonoma County in the rich soil of art, compassion and community. That seed has grown into Calabash! — a quirky and colorful fine gourd art festival and fundraiser like no other. Inspired by gourd artist Liz Cunningham, who passed away from AIDS in 1996, Calabash! raises funds for Food For Thought, Sonoma County's AIDS Food Bank. A vibrant grassroots volunteer organization, Food For Thought, provides food and nutritional supplements to 450 people living with HIV/AIDS in Sonoma County. **Calabash! 2004 will be held on Sunday, October 3, from 1-4 p.m.,** in Food For Thought's beautiful gardens in Sonoma County's wine country in Forestville, CA.

Getting gourds in the public spotlight

Hundreds of people — most of them new to gourd art — attend the event each year. In addition to enjoying organic wine and food, they learn about gourd art through historical and cultural exhibits created by gourd artist Nancy Tello, demonstrations, musicians playing gourd instruments and, of course, the chance to bid on fine art pieces in the silent



"Koko Kenya" by CGS member Patricia Boyd — a mixed media piece combining egg, powderhorn and short-handled dipper gourds — is among the art that will be featured at the Calabash! 2004 juried art auction.



auction. Calabash! is helping turn people who'd never heard of gourd art before into collectors.

CGS Members invited to enter their work

"Our goal is to have Calabash! become a top-notch art event in its own right," said Calabash's Artist Liaison Khysie Horn, a Sonoma County art gallery owner. "We're looking for quality work in a variety of styles for our silent auction — traditional as well as mixed media pieces that take gourd art into exciting new dimensions." The art auction will be juried and prizes will be awarded in a variety of categories. Deadline for applying to enter is July 15, 2004.

Khysie adds that Calabash! goes out of its way to support to artists, something unusual for most benefit art auctions. "We value our artists who donate work to help people with HIV/AIDS, and we want to support them in every way we can." Calabash! supplies artists with gourds for their artwork and is happy to answer technical questions about working with gourds. A special gourd artist workshop will be held at Food For Thought in July.

For Calabash! tickets or art entry

guidelines

To order Calabash! tickets or for information about submitting a piece of gourd art to the festival, call (707) 887-1647 or write Calabash!, P.O. Box 1608, Forestville, CA 95436-1608. To learn more about Food For Thought or Calabash!, visit www.calabashARTfest.org.

Shingletown Fifth Annual Gourd Festival

will be held on July 10, 2004

Proceeds from the Festival benefit the Northern California Burn Foundation Summer Camp for Burned Children. Shingletown is located on Hwy 44 east of Redding at an elevation of 4000'.

Contact: nbond@shasta.com,
530-474-3178, P.O. Box 44
Shingletown, CA 96088




Gourd Fair LA 2004

Los Angeles County Arboretum
301 North Baldwin, Arcadia

October 23 and 24, 2004



“GOURDS, GODDESSES AND GARDEN GREMLINS”



The California Gourd Society (CGS) and the Los Angeles County Arboretum and Botanical Garden proudly sponsor the 4th annual **Gourd Fair LA** at 301 North Baldwin, Arcadia of Saturday and Sunday, October 23 and 24, 2004. Pre-fair “Gourd College Classes” on Friday, October 22 - with additional classes offered during the weekend fair.

JOB OPENINGS

Job openings are available for gremlins, gourd head scarecrows and fanciful gourd creatures to adorn the beautiful Arboretum gardens. Long, lazy hours in a delightful setting.

Requirements: no previous experience needed but GOURDS MUST PREDOMINATE. The size should be such that visitors would like to pose with the creature.



Start date: Monday, October 18

Applicants must be delivered to the Arboretum (possibly folded into a cardboard box) so that they may be stationed at the most favorable location within the gardens during the week preceding the Gourd Fair. Although there is no salary for this job, there will be lots of glorious photo opportunities. This job is permanent unless fetched by the owner on *Sunday, October 24 between 4 and 6 p.m.*

This position is open to creatures created by CGS members, regional CGS clubs, schools and community organizations. Individuals, groups and informal teams are eligible to apply. Should include some type of identifying marks to let the Arboretum visitors know who created the garden creature. *For more information go to www.calgourd.com.*

Mail or deliver gremlins, scarecrows and fanciful gourd creatures *by Monday, October 18* to:

*Arboretum of Los Angeles County
Attention CGS Gourd Project
Address: 301 North Baldwin
Arcadia, CA 91007*



California Gourd Society

GOURD FAIR LA 2004

The Arboretum of Los Angeles County
301 N. Baldwin Ave., Arcadia, CA

October 22*, 23 and 24, 2004

APPLICATION TO EXHIBIT

APPLICATION DEADLINE: JULY 1, 2004

Mail to: Sheila Goetz, 630 Pier Avenue,
Santa Monica, CA 90405

*For further information contact
Sheila at (310) 396-9901 or shegoetz@earthlink.net*


CGS member **Gustavo Portillo** has a product that some gourd artists are raving about! Gustavo's other "handle" is "The Gluemaster". As The Gluemaster, Gustavo has visited some Southern California patches and has gotten the members quite excited about his product.

Originally introduced to us by CGS member Howard Swerdloff, Gustavo has wowed the crowds with his cyanoacrylic glue. What makes Gustavo's glue different is an "accelerator", a spray which causes the glue to set up instantly. **AND I MEAN INSTANTLY!** Two pieces of gourd with either of Gustavo's formulas (thin-penetrating, thick-gap filling) and a quick spray of accelerator are permanently attached.

Even an attempt to break the pieces apart usually results in a break in a different place. You really have to see this stuff work to believe it! Gustavo is a sponsor of the LA Gourd Fair so you'll have an opportunity to see him there.

For those who just can't wait,
call 888 FOR-GLUE (888 367 4583)

This product is amazing!



Save the Date!

Saturday, October 2, 2004

Great Leap's Courtyard FUN-raiser

3rd Annual Live Art Auction

**Senshin Buddhist Temple
1311 West 37th Street
Los Angeles, CA 90007**

\$50 donation

This year's live art auction will include gourd artists such as Patricia Boyd, Angela Briggs, Leigh Adams, Judy Cunningham, Larry McClelland, and Howard Swerdloff.

ABOUT GREAT LEAP 2004

Great Leap is a Los Angeles based multicultural performing arts organization dedicated to creating and presenting original works in theater, music and dance. Through the creative and collaborative process of performances, workshops and community residencies. Great Leap works with professional artists and community partners to instill a deeper understanding and a sense of connection between diverse peoples. Founded in 1978 by Artistic Director Nobuko Miyamoto, Great Leap is rooted in the Asian American community and promotes cross-cultural exchange with local and nationwide audiences.

Throughout our 25-year history of producing socially relevant work in local communities, Great Leap has received many awards and accolades. Some of these include recognition as a "Promising Practice" from the President's Initiative on Race for One America; honorable mention as "Coca Cola Artists of the Year" for our work with the Music Center on Tour; and recipient of the President's Award from the Los Angeles City Human Relations Commission. Most recently, Miyamoto received the 2003 Leadership for a Changing World award, a program of the Ford Foundation that seeks to recognize leaders who are developing creative solutions to tough social problems.

Come join us and help to support this ongoing work!

INTRODUCING EASY-OFF

written by Jeanette Dunphy from The Valley of the Gourds, Gregors Creek, QLD, Australia

EASY-OFF is a simple enzyme based spray that makes cleaning gourds a breeze!

Got stubborn mold that won't come off without days of soaking and lots of hard scrubbing? Got a lining so thick that you need a jack hammer to remove it? *EASY-OFF* is the answer.

Spray the gourd, leave for 2 minutes, and wipe all the mold and lining with a cloth. It is as easy as that.

EASY-OFF is so effective that you will wonder what you did without it.

Here are some testimonies:

Julie from Kentucky: *EASY-OFF* has revolutionized my hobby. I can clean 10 gourds in less than half an hour, and that leaves me with more time for crafting.

Dean from Arizona: *EASY-OFF* is brilliant. The baked-on skin of our gourds was hell to get off, now we sell all our gourds clean and our profits have sky rocketed.

EASY-OFF is the latest in our range of Gourding products. Enjoyed using *EASY-OFF*? Try some of our other products.

PYROGRAPHY IN A CAN. Just spray PYROGRAPHY IN A CAN on to a clean gourd, and before your eyes, a beautifully detailed pyrographic image emerges.

Available in 10 different designs.

FOLK-ART IN A CAN. Got no talent for painting? FOLK-ART IN A CAN is for you.

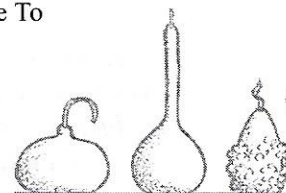
Spray an even coat over the whole gourd, and hey presto, folk art just like the professionals. Available in 8 different designs.

THIS MONTH'S SPECIAL

Buy all three of our excellent products and we will throw in absolutely free, a trial can of our innovative, HOUSEWORK IN A CAN!


HOUSEWORK IN A CAN relieves you of all those dreary household chores that keep you from what you really want to do. To apply, thoroughly spray desired area with HOUSEWORK IN A CAN and instantly, the area is tidied, dusted and mopped. A must for every home.

Payment by money order or cheque To
IMPOSSIBLE PRODUCTS
419 Yellowbrick Road
Fairy's in the Garden 4313



Breathe. Laugh. Share. Buy.

making cordage



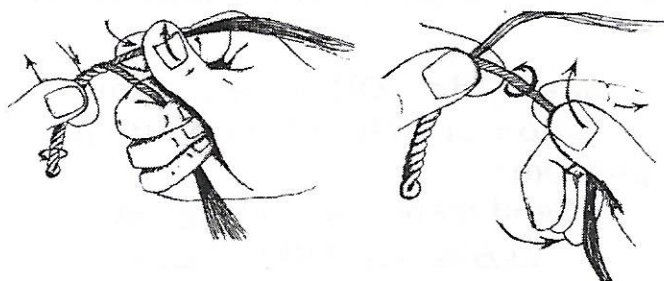
by Nancy Guildersleeve

Cordage (rope) has been made since earliest times when it was needed to lash all sorts of things together, from shelter supports to burden bundles. Examples of Calusa fishing nets dating from 700 - 1500 AD made of palm fiber cordage are on display at the Florida Museum of Natural History (Gainesville, FL), along with an excellent video of cordage making. In the south, the husks from field corn have been twisted into rope and used for chair seats for years. Cattails are another traditional rope seating material, used for cordage in other areas. Hong Cong grass, sold for seating and used as rim fillers today by basket makers, is a Far East cordage.

A variety of plant materials can be used for cordage. Long, leafy plants work well: daylily, iris and cattail leaves are good. Usually the leaves are cut or pulled at the end of the growing season but before they start to crumble, bundled in small clumps and hung up to dry. I like to pull daylily leaves when they just start to yellow at the tip. Experiment with plants available to you, some will be too soft to make a strong cord but might work when mixed with another plant.

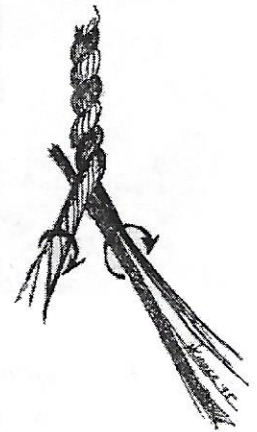
One of the best cordage fibers comes from *Yucca filamentosa* (beargrass) a Florida native which grows in rosettes of long (2-3') strong leaves. These can be split into fibers and then twisted. Another yucca, Spanish Bayonet (*Yucca aloifolia*) is a common landscape plant. Its leaves are thick and need to be pounded to release the fibers. (Both yuccas have lethal thorns on the ends of the leaves which should be clipped off before using the plant material). The Calusa fishing nets were made from the thin strings found on the edges of Sabal palmetto fronds. Cordage has been made from Spanish moss and from various roots and barks, especially mulberry, cedar and cypress.

Cordage making is similar to spinning except that the fibers are twisted and plied together at the same time. One method involves rolling the fibers down the thigh, another uses both hands with the fibers hooked over a peg, nail or tree branch, twisted and then folded over each other.

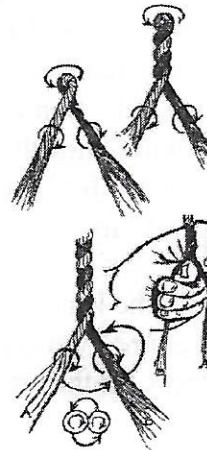


1- I use one hand to do the twisting and plying, the other to hold the completed cordage and keep the twist from unraveling.

2-To prepare the dried plant material for cordage, first soak it in hot water for a few minutes (not more than 10). Dip a terry cloth towel in hot water and wring it out. Lay the soaked plant material on the towel and wrap it up, let it sit a few minutes to "mellow". Find a shallow bowl or cup for water to keep your fingers moist.



When ready to begin, unwrap the towel and take out two pieces of plant. You may want to split the leaves to make a thinner start for the cord. I usually split daylily leaves along the center rib and twist from the butt end toward the tip.



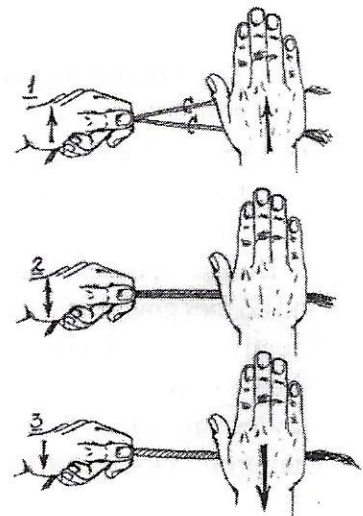
3-Tie two leaves (or a clump of fibers) together at the butt end or work with one leaf split almost to the end. Hold this between the thumb and first finger of one hand with one leaf (or group of fibers) above the other. With the other hand, twist the top leaf away from you, then fold it over the bottom leaf. This is done by folding the first finger down and

using the second finger to pull the bottom leaf up to the top.


4-Repeat the process: twist away, fold over; twist away, fold over. As you work the "holding" hand moves along to grab the twists as they are formed.

5-Keep your working fingers moist by dipping them in the water container while you twist and fold. Like any other craft, cordage making becomes easy with practice. Some people practice with damp soda straw wrappers.

It can be done with any scrap yarn or long grass, old "bad" raffia makes good cordage. If you must stop, let the plant material dry and re-mellow when you return to the process.



CREATIVITY ACCORDING TO DON WEEKE



by Sue Winters-Brown

Don Weeke shared his thoughts about creativity recently at the Gourd College at Asilomar. Illustrated by slides of his gourds, baskets, and sculptures, Don stressed the following four points.


1. ***Be receptive*** – calm down, be in the present center, slow down and let it bubble up. It helps to know your own process – do you get a visual image first or do you see the color first? It also helps to limit your choices – with too many possibilities, it's hard to ever get started. Sometimes stretching yourself by working with the challenging gourd instead of trying to find the “perfect gourd” will help with creativity.
2. ***Be open to new things***, be open to the learning experience in working with a gourd. Every gourd is part of the learning process for the artist.
3. ***Try to be non-judgmental*** and look at all possibilities before weeding out ideas. It is impossible to fail on a gourd, although it may come out differently than you first imagined. Develop a sense of play – throw all the pieces out on the floor and start playing with them.
4. ***Trust that it will come – it will happen***. When you get immobilized, combat your fears with trust. You have been creative before; have confidence that it will come all the time.

As Don said, the power is in the doing – go out there and do that gourd, instead of cleaning the whole house. Creativity is universal – everyone has it! Don finished by mentioning two books: [Art and Fear](#) by Bayles and Orland, and [The Artist Way](#) by Julie Cameron. Don's heart is truly in the gourd!

GATHERING AND USING NATURAL MATERIALS FOR GOURD RIMS

by Nancy Guildersleeve

Collecting plants to trim your special gourd can be more fun than the decorating process itself. Think weed pots and dried bouquets, look at your fall garden and the countryside with an eye to shapes and textures.



Contrasts to the smooth round gourd surface are easy to find: rough bark, spiky twigs or palm inflorescences. I like to save dried flowers and also flower calyxes: persimmon fruit bases, cotton. I like to find interesting seashells and tie them on gourds and accent the gourd rim with palm fronds, yucca fibers, sweet grass, pine needles with and without the tips.

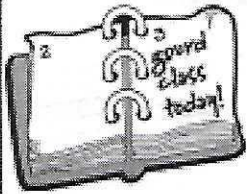
Split leaf philodendron leaf sheaths are used often. *Dracaena draco* and Spanish bayonet leaves pulled off the stem have similar shapes and beautiful orange and pink-orange colors to add. Look for the leaf sheaths on the small houseplant version of the split leaf philodendron to stitch onto a little gourd bowl. Pull iris or lily leaves and look at the butt ends, often these make good curvy shapes to add interest to a rim. Border grass (*liriope*, both small and giant) has a lovely shape when it dries. Sometimes several of these leaf ends make a good accent to a gourd rim.



Post A Question Or Have the Answer?

Readers, do YOU have a “gourd” question or solution to a “gourd” problem?

Send responses to Leigh at:
LLAdams@earthlink.net



Gourd Classes

Check the website at www.calgourd.com for more classes

All members of CGS may list gourd classes they are teaching — there is no charge to list a class.

June

June 2 - 10am-3pm
Woodburning and Basketry on Gourds
Nadine Spier
Southwestern College, Chula Vista, CA
(619)482-6376

June 5
African Drum Making
Forrest Flannigan/Zittel Farms

June 5
Paper Clay on Gourds
Tulare Sequoia Patch
Linda Gatz (559) 635-0167

June 5 - 10am-4pm
Woodburning and Basketry on Gourds
Nadine Spier
Vista Adult Ed; Vista, CA
(760) 758-7122

June 13 - 12-5
Dot Painted Gourd
Larry McClelland
San Gabriel Bead
\$45.00 includes materials

June 19
Basic Gourd Woodburning
Joni Heinrich/Zittel Farms

June 19 - 10am-4pm
Beginning Gourd Vessels
Skye Leona
Santa Cruz/Los Gatos, CA
(831) 438-2719

June 24 and 25
Many classes, many teachers
Welburn 8th Annual International
Gourd Festival/Welburn Gourd Farm

June 26
Creative Shakeries
Charlotte Vincent/Zittel Farms

June 26 - 10am-3pm

Woodburning and Basketry on Gourds
Nadine Spier
Carlsbad Parks & Rec./Carlsbad, CA
(760) 602-4680

June 26
Creative Shakeries
Charlotte Vincent/Zittel Farms

July

July 9th - 1pm-6:00pm
Gourd Basketry
Leigh Adams
San Gabriel Bead
\$45.00 and materials list

July 17
Gourd Drum Necklace with Beads
Paula Bonilla Valdez
Zittel Farms

July 17
Pine Needle Weaving on Gourds
Tulare Sequoia Patch
Toni Best

July 17 - 10am-4pm
Beginning Gourd Vessels
Skye Leona
Santa Cruz/Los Gatos, CA
(831) 438-2719

July 24
Teneriffe Pine Needle Basketry
Linda Pietz/Zittel Farms

July 31
Gourd Finishes – 10 Techniques
Jeanne Chapman/Zittel Farms

July 31 - 10am-4pm
Jewelry Making from Mini Gourds
Skye Leona
Santa Cruz/Los Gatos, CA
(831) 438-2719

August

August 10th - 7-10:00pm
Dreamcatcher Gourd
Leigh Adams
San Gabriel Bead
\$35.00 and materials list

August 15 - 12:-5:00
Gourd Critters
Larry Mc Clelland
San Gabriel Bead
\$45.00

August 21
Woodburning and Basketry on Gourds
Nadine Spier
Irvine Fine Art Center; Irvine, CA
www.irvinefinearts.org

Aug 21 - 10am-4pm
Weaving on Gourds
Skye Leona
Santa Cruz/Los Gatos, CA

August 29 - 12-3:00pm
Huichol Gourd Beading
Leigh Adams
San Gabriel Bead
\$35.00 and materials list

September

Sept 18 - 10am-4pm
Mask Making with Gourds
Skye Leona
Santa Cruz/Los Gatos, CA
831-438-2719

Sept 25 - 10am-4pm
Spirit Dolls w/ gourds & natural fibers
Skye Leona
Santa Cruz/Los Gatos, CA
831-438-2719

Carol Rookstool is coordinating class listings for the CGS website and The Golden Gourd.

The Caning Shop
926 Gilman Street
Berkeley
(510) 527-5010

San Gabriel Bead Co.
325 E. Live Oak Ave.
Arcadia
(626) 447-7753

Zittel Farms
6781 Oak Avenue
Folsom
(916) 989-2633

Welburn Gourd Farm
40635 De Luz Rd.
Fallbrook
(760) 728-4271

Please send all class listings to Carol at crookstool@fidm.edu at least one week BEFORE the quarterly deadline