

# THE GOLDEN GOURD

THE NEWSLETTER OF THE CALIFORNIA CHAPTER OF THE AMERICAN GOURD SOCIETY

Volume 8, Issue 2

Summer 2006

## Featured Artist Garey Ford

By Mary Bliss and Garey Ford

### Inside this issue:

Featured Artist Garey Ford	1
President's Message * Mission Statement	2
Featured Artist Garey Ford continued.. * Spreading the Gourd Glow	3
Gourd Camp in the High Sierras * Announcements from the CGS Board	4
Traditional Alaskan Artwork * Leiser Farms Festival Highlights	5
Regional Roundup	6-8
Gourd Classes	9
CGS Gourd Art Competition * California's Gourd Festivals	10
Classified Ads	11
Avalon Farms Sweetgrass	12
The Crazy Gourder's Creed * For Artist Who Run With the Gourds	13
Classified Ads	14
California Gourd Festivals continued * Membership Application * CGS Board of Directors	15
CGS On-line Gourd Information * Living the California Gourd Life * Call for Artist	16

I first meet Garey in 2005 on-line on the CGS message board, shortly after that I had the opportunity to meet him in person when he volunteered to help the Orange County Gourd Patch man their booth at the OC Fair. Since that time he has had his work in three galleries in Southern California and has recently (yesterday) decided to hit the road to sell his wares at fairs and festivals. Look for him at the Folsom Gourd Festival in September. Garey is retired from the Riverside County Probation Department after 20 years as a Supervising Deputy Probation Officer. While attending the Welburn Gourd Festival with his wife Terri in 2003 where he says he bought one gourd, several bottles of leather dye and later a \$10 woodburning tool at a local craft store.

Who better to tell about his unique style then Garey himself!

I feel in love immediately! As long as I can remember, loved to draw and for some time tried my hand at wood carving and sculpting in various mediums. I love the natural color of gourds and cannot wait to clean new ones to see the beautiful designs on the gourd.



I love the imperfections that Mother Nature leaves for me to work with and around. I have since moved away from using leather dyes except in very large areas of the gourd and prefer using various inks. I found a great art

(Continued on page 3)

## PRESIDENT'S MESSAGE

The first order of business as your new CGS President is to express our most sincere gratitude to Leigh Adams for her many hours, days and years of service as my predecessor. Leigh, your many talents and dedication to the gourd community have enriched the lives of all of us who have had the privilege of working with you. Mil gracias por todo.

It is my hope that you will see few changes in the day to day operation of CGS as I begin my tenure. We have a strong board and some very enthusiastic patches throughout the state but it is the continuing support of you, our members as volunteers which supports our many activities.

Unfortunately we have found that we are unable to continue the California Gourd Arts Festival which has been held at the Los Angeles Arboretum and was scheduled for October 21st and 22nd. Although we regret the elimination of this event it will allow us to focus our energies in other areas.

Thank you to all those who so warmly welcomed me during my "Coronation" at the Asilomar Conference in April. A special thanks to Niki Escobedo who created the gourd crown which I continue to wear with pride.

**Peace Through Gourds, Jill Walker**

### MISSION STATEMENT

**To promote the horticulture, crafting and appreciation of the hard-shelled gourds (Lagenaria Siceraria) by providing charitable and educational activities to members of the society, growers, artists, crafters, business people and the public through community support and education.**

### THE GOLDEN GOURD

The Golden Gourd is published quarterly by the California Gourd Society, NU Chapter of the American Gourd Society.

**Editor-in-Chief**

Leigh Adams.....lladams@earthlink.net

**Regional Round-up**

Barbara McDermott..... mcdeart@verizon.net

**Special Events**

Carol Rookstool .....crookstool@aol.com

**Web mistress**

Lisa Toth ..... Gourddiva@verizon.net

**Managing Editor/Graphic Design/Advertising**

Mary Bliss .....editorgoldengourd@yahoo.com

**NEWSLETTER DEADLINES:**

Fall ..... August 28, 2006  
 Winter .... November 20, 2006

Spring .....February 28, 2007  
 Summer .. .....May 28, 2007

Electronic submissions preferred: newsletter@calgourd.com

Snail mail or questions by phone cheerfully accepted: Phone: (714)693-1840 (after 11:00 a.m. PST)

Mail: California Gourd Society, c/o Mary Bliss, 5765 Via Del Coyote, Yorba Linda, CA 92887

The editors reserve the right to edit any submissions for content and consistency.

All contents copyright © California Gourd Society 1997— 2006.

For permission to reprint excerpts, please contact Leigh Adams at: lladams@earthlink.net



(Continued from page 1)



supply store in "Little Italy" on India Ave. (Across the street from a great Italian restaurant). I also use metallic paints and even fingernail polish in small quantities. I found some interesting water base metallic paints at the afore-



mentioned store and have even used leather dye over the top of the metallic paints for an interesting effect. Some artists I notice

have used large amounts of acrylic paints however I love to see the natural patterns of the gourds through the ink. The possibilities for gourd art are limitless and I get excited when I see patterns, colors and shapes in my surroundings during the day and think how they would look on gourds.



I look forward to meeting and sharing new ideas with other artists. **Garey Ford**

### Spreading the Gourd Glow!

The Orange County Gourd Patch in their on going and growing partnership with the Santa Ana Zoo at Prentice Park in Santa Ana, CA. (they are the host facility of the Great Gourd Gathering at the Zoo) recently had the opportunity to participate in a Day at the Zoo.

The zoo staff provides a big EZ up tarp, tables lots of chairs and electricity. OCGS members Susan Sullivan, Sylvia Marson, Jack Thorp and Gaye Berger were busy with the kids making gourd shard pendants with stamps, beads, stickers, markers and coloring in our "Day at the Zoo" color books.

OCGS donated and planted gourd seedlings in the Zoo Gourd Garden again this year. Another positive outgrowth of zoo partnership is the patch receives some of the many wonderful gourds from zoo gourd crop.

Keep spreading the Gourd Glow!!  
Mary Bliss



Photos by Jack Thorp



## GOURD CAMP IN THE HIGH SIERRAS! At Fabled UC Camp, Lair of the Golden Bear

### GOURD CAMP IN THE HIGH SIERRAS!

Led by Leigh Adams, Betty Finch, Kemper Stone

August 27<sup>th</sup> – September 3

Cost for our rustic but sumptuous week is a mere \$725 (all inclusive).

The most successful family summer camp in the country, the Lair also offers the lighthearted “Club Lair” just for adults at the end of every summer. Club Lair offers a cornucopia of activities and programs including hiking, kayaking and biking, professional tennis instruction, dancing, dessert making, harmonica lessons, conditioning, folk art, parties, talent shows, astronomy and lots of campfires.

This year the Folk Art program is being greatly expanded to offer extensive gourdcraft featuring instruction, discussion, work sessions, flume races, gourd-masked cocktail parties topped by a final Burning Gourdan ritual. The goal is to provide in one week what might otherwise take a new gourd enthusiast a year and thousands of dollars to acquire by other methods.

Most everything will be available to complete at least a dozen or so projects—gourds, tools, paints, dyes, feathers and embellishments, so that abject beginners can arrive empty-handed and still have a fun and satisfying week. Campers are encouraged to bring their own their own special materials, tools and gourds.

While the inspiration for “*Gourd Camp*” came in a vision of a Don Weeke class of yore, the fundamental premise of the Lair’s version is to allow students the time and opportunity to interact, practice and experiment collectively. There’s much more to be learned by exchanging insights and experiences while doing than by listening to a guru lecturer in a highly structured environment.

Club Lair is designed for active adults with a sense of humor, adventure and some little kid still left in them. It all starts at 5,600 feet on the Western slope of the Sierra Nevada. Tent cabins in a mountain meadow. A dining hall with picnic tables. Swimming pool. Lodge. Store. Stage. And that’s just the setting.

Frenetic but relaxing, Club Lair is one whole week of nothing to do but what you want in the company of like-minded folks—at a place renowned for its warmth and hospitality. Campers pick from a whole raft of daily recreation treats guided by experts in their fields, each worth far more than the week’s cost:

*tennis instruction \* hiking \* kayaking \* mountain biking \* swimming \* yoga \* high-tech conditioning*

And when the body’s tired (or just plain unwilling), stimulate the spirit by exercising your mind with these expert-guided delights:

*Harmonica classes \* Folk art \* Improvisational acting \* Traditional crafts \* Dessert making*

After a day of adventure and frolic, evenings bring more fun. Parties, music, dancing, shows and more. There’s never pressure to do anything more than you feel like, but always plenty of choices.

And food that is simply unbelievably good. We bring in special cooking professionals just to work at Club Lair. You’ll be tempted by superbly prepared dishes—meat, poultry, fish (and vegetarian options) along with bountiful salads. And our desserts? Beautiful to eat... and to look at. .

The Lair’s website is currently undergoing renovation, management and reservations know little or nothing about Gourd Camp. Visit the site or call the office with questions about the facility.

California Alumni Association—Lair of the Golden Bear  
Alumni House, Berkeley California 94720  
510.642.0221 or toll-free at 888.CAL.ALUM  
Email: lair@alumni.berkeley.edu  
Website: alumni.berkeley.edu/lair

**Please contact Kemper Stone directly with questions regarding the gourd program at: [gourdcamp@yahoo.com](mailto:gourdcamp@yahoo.com)**

### Announcements from the CGS Board

Thanks to all our members that continue to support the CGS Conference at Asilomar. Thank you especially to the generous people that made donations to our auction/raffle. Judy & Larry Cunningham your generosity in helping us all learn from your success is always appreciated.  
Lynne Bunt

\*\*\*\*\*

CGS has a great newsletter, wonderful gourd patches throughout the state, an annual gourd art competition, bi-annual Asilomar Gourd College, a fun website and almost 1,000 members. These ambitious projects are all supported by incredible volunteers. Unfortunately we were not able to get enough volunteers to staff the fall show at the Arboretum this year. Unfilled leadership positions were a publicity chair, gourd class manager, speaker/presentation manager, and Friday evening host. We want to thank the many, many members who have volunteered for the Arboretum event over the past 5 years and look forward to your suggestions for future gourd-events.  
Carol Rookstool, Show Chair  
Leigh Adams, Past President




# Traditional Alaskan Artwork

By Kathy James,  
GA Gourd Society  
(see PyroPaper insert)

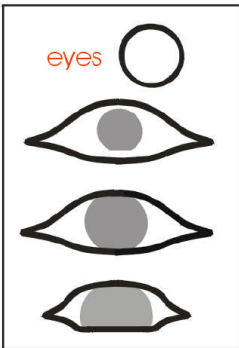
When we visited several Alaska towns, Bob and I were fascinated with the totem poles and traditional aboriginal art being reproduced. A little research made me realize that the artwork that seems so simple is not at all. The early Alaskan artists had rigid rules, distinct shapes, symbolism, and geographic design differences.

The enclosed PyroPaper™ drawing project barely touches the surface of what one should know in order to reproduce aboriginal animal and human designs.



This salmon follows a few of the rules. (In actuality, different parts of Alaska had their own variations.) I've also given you a plain outline into which you may creatively place the main building blocks, for fun.

(1) The shape of the creature must fit inside an unbroken outline. Inside this outline are design elements representing body parts and decorative elements. These building blocks are usually in specific shapes & are varied and repeated throughout.



(2) Specific elements have specific symbolism. For example, circles or ovoids can be eyeballs, scales, body openings (like whale blowholes, nostrils) or joints. The u-shape, which was sometimes split by a line, was often scales, fins, feathers.

(3) Elements were placed inside of elements—circles in ovoids, s-shapes or curved lines in a rib cage. Some tribal groups often placed entire human forms within part of a creature form or vice versa. For example, the tail of this salmon

could have had a human face incorporated into the design. Human eyes were often circles within an almond shape, water creatures usually had round eyes within a circle or ovoid shape.

(4) Many rounded corners, although many rounded shapes have pointed ends. Rarely were shapes squared off.


(5) Color was used by some groups—red and black usually, only occasionally other colors. Colors were bold and solid.

(6) Stylized body elements were used to make a creature recognizable... gills or rib bones on a fish, dorsal fins on a killer whale, strong beak on an eagle, tails, teeth on biting animals, feathers, blowholes. Decoration was added to fill spaces.

(7) Line work varies in thickness; there are wide and narrow parts of some elements. See the u-shapes.

Stacks of human and creature (including mythical creatures, like the thunderbird) icons were often carved out of cedar trunks and placed outside a building or in a village to tell visitors who lived there or what creatures were important to the town. Yes—totem poles!

I hope you enjoy woodburning a traditional Alaskan salmon on a gourd using the pyrography paper included in this issue. If you have any questions about using the paper, feel free to contact me at 229-420-9982 or klaymaker@aol.com



## Leiser Farms Gourd Festival Highlights

The Leiser Farms Gourd Festival continues to grow and improve each and every year. Class offerings this year grew with classes taught by Larry McClelland, Kathy Riker and Betsy Roberts filling to capacity with enthusiastic students.

Many people from the area visited the festival for the first time and were intrigued and surprised to learn more about what people do with gourds. There were also many visitors who came considerable distance, from Montana and Oregon, in order to attend the festival. During the week-end we sold 24 CGS memberships, half to new members! Special thanks goes to Jackie Berg, Norma Bond and Mary Boyd who helped out in our CGS outreach and information booth.

One of the highlights of the festival was a presentation by Leigh Adams and Betty Finch on the "Manipulation of Gourds." This is such an exciting topic to those of us who enjoy growing gourds. I can hardly wait to see California gourd growers release their talents and creativity on the manipulation of this year's gourd crop! We are all being challenged by the "Jim Story Award" incentive so let's show the world what California can do!!

Since the second day of this May festival was Mother's Day, Greg Leiser Farms sponsored special drawings for gourd art, gift certificates and gift baskets. The enthusiasm of Greg and Mary Leiser was matched only by their warmth and welcome as hosts. I am very sorry if you missed this year's event just be sure to plan to attend in 2007 when it's sure to be even bigger and better!

See you all at the next gourd festival,  
Jill Walker

Gourd Head Betty Finch



Photo by Leigh Adams

## REGIONAL ROUNDUP

*Compiled and edited by Barbara McDermott*

**\*\* Call or email the Regional Coordinator for current meeting information or check at the CGS website: [www.calgourd.com](http://www.calgourd.com)**

### **Amador County**

*Regional Coordinator: Carol Cherry (916)941-1551 or Sylvia Nelson, (916)682-2437 or [sylvianelson@citlink.net](mailto:sylvianelson@citlink.net)*



We gather on the second Thursday of each month from 9 a.m. to around Noon at the Amador County Agriculture Building, 12200 Airport Rd. Jackson, CA 95642 to share ideas and techniques. We have a “gallery show” every meeting, sharing our work

Recently we displayed some of our gourds at the Jackson County Library. We picked up some new members and generated a lot of interest in gourds and gourding. In June we will learn about “chip carving” on gourds and in July we are planning a picnic and demonstration on “torching” gourds. Interested people are always welcome. Please come join us!

### **Antelope Valley Gourd Patch**

*Regional Coordinator: Nancy Brown (661) 944-5528 or [Nancy\\_b93544@yahoo.com](mailto:Nancy_b93544@yahoo.com)*

We have changed our meeting time to 2 p.m. still on the 2<sup>nd</sup> Wednesday of each month. At our April meeting I demonstrated a product called the Power Crafter that I sell. We invite anyone in the Palmdale, Lancaster, Rosamond, Litcherock, Pearblossom, Llano and Lake Los Angeles areas to join us. For information please call above.

### **Bakersfield/Kern County Gourd Patch**

*Regional Co-Coordinators: Melanie Ansolabehere, (661) 836-2501 or [littlefeather3@aol.com](mailto:littlefeather3@aol.com)  
Alice Hengst, (559) 949-8651 or [moondust@savy2K.net](mailto:moondust@savy2K.net)  
Carol Walter, (661) 588-8398 or [glwalter39@sbglobal.net](mailto:glwalter39@sbglobal.net)*

The Bakersfield Patch welcomes anyone who is interested in growing gourds or creating art with gourds. We meet on the third Wednesday of the month from 6:30 to 9 p.m. at Beverly's Craft Shop, 2819 F. St, Bakersfield. We are a really friendly group and we welcome newcomers and are eager to help in any way we can. Member's share finished work or work in progress and share ideas on growing gourds to the latest tools and techniques on cleaning and decorating gourds as well as the most recent information from festivals and classes.

During the month of June we will have gourds on display at the Beale Memorial Library in downtown Bakersfield, so please stop by and visit if you are in the area. We'll have information on how to join the Bakersfield/Kern Co Patch as well as the Calif. Gourd Society.

### **El Dorado County Foothill Gourders**

*Regional Coordinator: Carolee Jones (916) 988-7971 or [sahtaitwo@earthlink.net](mailto:sahtaitwo@earthlink.net)*

The Foothill Gourders meet on the first Thursday of

each month at the El Dorado County Agricultural Commission's Cooperative Extension Building at 311 Fair Lane in Placerville. The business meeting begins at 9:30 a.m. until 10:00 a.m. and followed by the educational meeting until noon. A red, white and blue theme is the challenge for members in July to present during our gallery time. In August our meeting will be hosted by Chuck York when we will work on Christmas ornament to be donated. September will find our meeting back at the Ag Building showing off the recently made ornaments and cooking up ideas for a new gourd challenge.

### **Fallbrook Gourd Patch**

*Regional Coordinator: Barbara McDermott (760)746-3913, (951)894-1817 or [mcdeart@verizon.net](mailto:mcdeart@verizon.net)*

The Fallbrook Area Gourd Patch meets every other month, on the second Saturday, at a Member's home, library or gourd farm. On the alternate months we conduct gourd classes, participate in gourd shows, festivals or other gourd related activities (in which we have many.)

The June Meeting was held at the lovely Carmel Valley home of Member, Karen Waxler. August 5, some of the Members will be participating in demos at Art Affair in Laguna Beach. The group is excited about the August 12 Meeting at the Valley Center Library where they will kick off their Gourd Mask Library Display, which will be displayed for the next month.

This is a friendly group who is always looking for “fun with gourds activities.” If you would like to visit or join our meetings please call Barbara at above.

### **Folsom/Sacramento Patch – Z-Gourd Miners**

*Regional Coordinator: Ann Mitchell (530)367-4830 or [GourdMinerMama@cs.com](mailto:GourdMinerMama@cs.com)*

The Folsom-Sacramento Patch meets the second Saturday, 10 a.m. to 2 p.m. of each month at Zittel Farms, Corner of Oak Avenue and Folsom/Auburn Road in Folsom. We have social time, show & tell, lunch, work on projects or classes. We have a great group and wish you to join us.

### **Kings River Gourd Patch**

*Regional Coordinator: Pat Wescott (559) 897-7470 or [wagon4@lightspeed.net](mailto:wagon4@lightspeed.net)*

The Kingsburg Fiber & Gourd Patch continues to meet on the first Saturday of each month. We share gourds, fiber arts, books, latest projects, pot luck lunch and great friendship. We are trying out the new inks from Welburns and preparing for the June Competition and Classes. We are still combining as many fiber elements as possible on our gourds. Come and join us. Just call Pat and let her know that you will be coming as we meet on the first Saturday at her house. All are welcome. Contact her for directions.

### **Los Angeles – Gourd Artisans of Los Angeles (GALA)**

*Regional Representative: Larry McClelland (310)549-3294 or [macgourd@aol.com](mailto:macgourd@aol.com)*

*(Continued on page 7)*

(Continued from page 6)

The GALA Patch members are from the greater Los Angeles/Pasadena area and our meetings are held the third Wednesday of the month, 7:30, at the San Gabriel Bead Company, 325 E. Live Oak, Arcadia, CA 91006, (626)447-7753. Guests are always welcome. For more information please contact Larry at above.

**L.A.W. (Los Angeles West) Gourd Patch**  
 Regional Coordinators: Dr. Judy Bin-Nun,  
 (310) 207-2998 or jbn12401@aol.com  
 Colleen Huff, colleenhuff@charter.net or Sheila Goetz,  
 shegoetz@earthlink.net

Our Patch had the last meeting of the season in June at Dr. Judy's Garden Studio with Sherry Woods demonstrating gourd candle making. Some of our last sessions included making greeting cards with Colleen Huff and Japanese Washi paper books with Niki Escobedo. We will resume our meetings in September with Leigh Adams teaching gourd stepping stones. Our Fall and 2007 Calendar is yet to be decided. We always have lots of fun with our enthusiastic group and are attracting new members which always expands our creative repertoire. Please contact us (at above) for more information or directions.

**\*\*Los Angeles – Inner City Patch**  
 Regional Coordinator: Bea Jones  
 (323)291-8752 or beasyche@aol.com

**\*\*Northern Sierra Gourd Patch**  
 Regional Coordinator: Jackie Berg  
 (530)675-2577 or ljberg@cwnet.com

**Orange County Gourd Society Patch**  
 Regional Coordinator: Susan Sullivan  
 (714) 997-4482 eves or susansphn@aol.com  
 For more info visit our Website at:  
 www.orangecountygourdsociety.org

We continue to meet in Costa Mesa the 4<sup>th</sup> Thursday in the evening and have Play Days on the 3<sup>rd</sup> Saturday of each month (see our website for the most current information). Coming activities include Sunset at the Santa Ana Zoo – Jazz, picnic, and gourd sales and display on July 9 sales and display and demos at the OC Fair July 28 -30. We have a new Fall Gourd Exchange taking place now (due September) New this year is our OCGS Banner and OCGS Member Gourd Tile display both are a great addition to our booth displays. We are an active Patch and continue to grow. All CGS Members are welcome!

**\*\*Pico Rivera/Whittier Patch**  
 Regional Coordinator: Tony Torres  
 (562)908-8275 or yptorres@msn.com

**San Bernardino Patch**  
 Regional Coordinator: Darlene Propp  
 (909) 862-9717 or dragongourd@dslextreme.com

The San Bernardino Patch wants to try new things

this summer and we are open to all suggestions. At this time we plan activities as we go along. Call Darlene or Valerie Martinell at (909)883-3527 for current meeting information. We will be glad to add you to our e-mail list and notify you of our planned activities. We would love to have you come visit (and join) our Patch. Bring something to share – we love show and tell!

**San Diego – Misti Washington Gourd and Basket Guild**  
 Regional Coordinator: Peggy Blessing  
 (858) 292-9219 or glassworks2005-gourdnews@yahoo.com  
 Check our website, www.baskets-gourds.com

The San Diego Patch is part of the Misty Washington Gourd and Basket Guild, which meets the first Sunday of each month at Quail Botanical Gardens in Encinitas, 12 to 3:30 p.m. and begins with a pot luck lunch.

Meetings are informal and we encourage members and visitors to bring something to work on, a completed project to show the group, and/or a problem piece that you would like input on. About six times a year, there will be mini workshops (for a nominal fee), lectures or demonstrations at these meetings. Check out the website (above) for current meeting activities. Let the parking attendant know you are there for the "Misty Meeting," and they will waive the entrance fee.

At the July 2 meeting, members will have an opportunity to learn how to make philodendron angels (bring 5-10 philodendron sheaths, soaked and ready to use). There will be a nominal fee for those who wish to participate in these workshops. You may email Barbara McDermott mcdeeart@verizon.net to reserve ahead, a space for this mini class.

The next Weekend in the Gardens is scheduled for May 5 & 6, 2007. Catalogs for the weekend classes will be available toward the end of the year and updates will be posted on the website.

**San Fernando Valley Gourd Patch**  
 Regional Coordinators: Art and Nina Lowy  
 (818) 996-3606 or gourds@mac.com  
 Dori Aberson (818) 702-8020 or daberson@aol.com

We meet the second Tuesday of each month at Mountain Restoration Trust in Calabasas, CA. Since the first of the year we have had classes in guilding, beading and wood burning. We have been exhibiting and visiting arts and craft fairs to introduce gourds to the community, increase our Patch Membership and add some funds to our treasury. We continue to work with the Oak Park School District growing and teaching about gourds. If you are in the area and would like to come to a meeting please call/email one of the coordinators above.

**San Francisco East Bay – East Bay Gourd Patch**  
 Regional Coordinators: Bee Hylinski  
 (925) 552-5977 or beebie723@earthlink.net  
 Kay Van Hoesen (925)254-0838 or kdvanh@sbcglobal.net

The EBGPD participated in the Leiser Farms Gourd

(Continued on page 8)

*(Continued from page 7)*

Festival in May. It was our most successful and profitable booth so far with eight of our members attending.

Our June Meeting at the Civic Arts Studio, featured a Gourd Mask Workshop taught by Bee Hylinski and Judie Burge. Our July Meeting will be a Gourd Retreat at the mountain cabin of Kay Van Hoesen in Kingvale, CA, July 27 – 30. Everyone brings gourd projects and shares their expertise. August 19, 10 a.m. – 2 p.m. we will meet at the Caning Shop in Berkeley for a Workshop on American Indian Designs on Gourds. We will also meet September 16, 10 – 2 p.m. at the Caning Shop for an Open House, Introduction to Gourds and Gourd Techniques, when all members are encouraged to bring a friend. We also plan to participate in the Folsom Gourd Festival as a Patch Sept 23 & 24. Please join us for fun and instruction.

### **Santa Cruz Gourd Patch**

*Regional Coordinator: Barbara Johnson*

*(831) 440-1540 or [greggjohanson@earthlink.net](mailto:greggjohanson@earthlink.net)*

*Kris Mangliers (831) 338-3449 or [kmangliers@msn.com](mailto:kmangliers@msn.com)*

Our Patch meets every other month. The date of the next meeting is scheduled at each meeting so please contact us (above) for meeting information. We'd love to have you!!!

### **\*\* Shasta Tahoma Gourd Patch**

*Regional Coordinator: Rebecca Cileo*

*(530) 357-4855 or [luv2ridgedi@aol.com](mailto:luv2ridgedi@aol.com)*

### **Silicon Valley – Calabash Club of Silicon Valley**

*Regional Coordinator: Jayne Xavier*

*(480)779-9550 or [nimbleneedle@aol.com](mailto:nimbleneedle@aol.com)*

We meet every other month (Feb, April, June, Aug, Oct, Dec), the second Sunday of the month, 11 a.m. to 2 p.m. On the alternate months we have what we call "In-betweeners." This might be a workshop, class or play day.

Our June Meeting included a Bird House Challenge at the parent's home of Jennifer Wool. The August Meeting will be at the Saratoga Library where we will view a video about Minnie Black. Also, Ginger Summit and Jill Walker will speak on their trips to Asia. October 8 we will meet at the home of Marsha Vivanco at Useugi Farms in San Martin. Jayne Xavier will be instructing gourd greeting cards using a technique called Iris Folding. December is our usual Holiday Party. We welcome anyone with interest, love or a passion for gourds to join us. For more information please call Jayne (above).

### **Sonoma Gourd Patch**

*Regional Coordinator: Donna von Edelkrantz*

*(707) 778-0580 or [donnavone@comcast.net](mailto:donnavone@comcast.net)*

Our meetings are held the last Wednesday of every month from 7:00 until 9:30 p.m. For location information, contact Donna (see above). We invite any gourd, art or craft enthusiast to join our group to share, learn and explore. We will decide on topics or workshops month to month.

### **\*\*Tulare Sequoia Patch**

*Regional Coordinators: Toni Best*

*(559) 627-5430 or [capineneedles@sbcglobal.net](mailto:capineneedles@sbcglobal.net)*

*Sue Winters-Brown ((559) 561-0608 or [suewb@tcoe.org](mailto:suewb@tcoe.org)*

### **Ventura County – Channel Islands Gourd Society**

*Regional Coordinator: Elsie Cogswell*

*(805)491-5846 or [elsiecogs@verizon.net](mailto:elsiecogs@verizon.net)*

*Our website [www.channelislandsgourdsociety.com](http://www.channelislandsgourdsociety.com)*

Our group meets the third Wednesday of the month, 7 – 9 p.m. at the Santa Rosa Valley Clubhouse, 11701 E. Las Posas Road, Santa Rosa Valley, CA 93012. Call (above) for directions or questions.

Our June Meeting is changed to the 4<sup>th</sup> Wednesday, June 28, when Julie Lovejoy will be teaching a coiling class. In July, Sarah Watte will be teaching us how to apply metals on gourds. In August we will have a booth at the Ventura County Fair and Members will enter gourds in the arts and crafts competition. In August we will have our club picnic and in September Paula Collins will be teaching Rope Doll Class. We extend a warm welcome to all visitors.

*Next Regional Roundup News due to Barbara by Aug 20, [mcdeart@verizon.net](mailto:mcdeart@verizon.net), Thank you!*

\*\*\*\*\*

At the California Gourd Society's Asilomar Conference, Melanie Binkley's name was drawn in the Ashanti Mother's drawing.

**Congratulations Melanie!!!**





## CLASSES

**July 2 and July 15**  
**Diane Calderwood**

Southwest Gourd Rattle  
 10:00 am - 2:30 pm.  
 In this two part class we will  
 create an all-over woodburn  
 design and a through-the-  
 gourd handle  
 Piecemakers Country Store  
 714-641-3112

**July 8**  
**Noi Thomas**

Wood burning on Gourd  
 Geometric & In lay  
 9.00 am - 3.00 pm.  
 Material Fee: and lunch are  
 included. \$50.00  
 Tools: Hot tool woodburner,  
 Campus, Flexiber ruler, paints  
 brush #2,3  
 Valerie Tyrrell Ranch,  
 Potterville, CA  
 559-561-4452  
 dennisthomas0622@sbcglobal.net

**July 9**  
**Bee Hylinski**

Gourd Lamp  
 Civic Arts Education  
 Walnut Creek, CA  
 925-943-5846  
 www.arts-ed.org or  
 beeb723@earthlink.net  
 (925) 552-5977

**July 16**  
**Gourd Decorating/  
 Woodburning & Basketry  
 with Nadine Spier**

10:00 am - 3:00 pm  
 \$49 + \$15 material fee  
 All materials included  
 El Camino College  
 www.eccommunityed.com  
 Or lovetoweave@cox.net

**July 22**  
**Gourd Decorating/  
 Woodburning & Basketry  
 with Nadine Spier**

10:00 am - 3:30 pm  
 \$39 + \$15 material fee  
 All materials included  
 Irvine Fine Art Center  
 www.irvinequickreg.org

or (949)724-6880  
 class # 38815  
 or lovetoweave@cox.net

**July 23**  
**Gourd Decorating/  
 Woodburning & Basketry  
 with Nadine Spier**

10:00 am - 3:00 pm  
 \$38 + \$15 material fee  
 All materials included  
 Grossmont College  
 (619) 660-4350  
 or lovetoweave@cox.net

**July 29**  
**Gourd Decorating/  
 Woodburning & Basketry  
 with Nadine Spier**

10:00 am - 3:00 pm  
 \$43 + \$15 material fee  
 All materials included  
 MiraCosta College  
 (760) 757-2121 x 6820  
 or lovetoweave@cox.net

**July 30**  
**Dot Painted Gourd  
 with Larry McClelland**

Noon—5:00 pm  
 \$50.00 + materials list  
 Phone: (626)447-7753  
 San Gabriel Bead  
 325 East Live Oak

Arcadia, CA 91006

**August 5**  
**Diane Calderwood**

Ima Gourddoll  
 10:00 am - 4:00 pm  
 Piecemakers Country Store  
 714-641-3112

*We will be working with the  
 "Masque Pen" to create a  
 Batik-like design. Gourd as-  
 sembly, wire wrapping and  
 beading also discussed*

**August 5**  
**Bee Hylinski**

Gourd Lamp  
 Stamped Creations  
 Artist Studio,  
 Pleasant Hill, CA  
 925-930-7663  
 www.stampedcreationsartstudio.com  
 beeb723@earthlink.net

(925) 552-5977

**August 6**  
**Rainsticks with  
 Leigh Adams**  
 Noon—5:00 pm.  
 \$45 + Materials fee \$15  
 Bring favorite tools, dyes and  
 woodburner (if desired)  
 Phone: (626)447-7753  
 San Gabriel Bead  
 325 East Live Oak  
 Arcadia, CA 91006

**August 9**  
**Fused Glass Inlay with  
 Leigh Adams**  
 Wednesday  
 7:00 pm-10:00 pm.  
 \$35.00 + materials- Leigh  
 will have fused glass  
 for purchase or you may  
 bring your own.  
 Bring favorite tools, dyes and  
 woodburner (if desired)  
 Phone: (626)447-7753  
 San Gabriel Bead  
 325 East Live Oak  
 Arcadia, CA 91006

**Aug 12 & 13**  
**Gourdeous Beaded  
 Gourd with  
 Nicole Campanella**  
 8:00 am -4:00 pm  
**2-DAY CLASS**  
 Class -\$ 360 Kit- \$ 95  
 Technique: Loom  
 Skill Level: for all levels  
 Sonoma Wine County Glass  
 Art & Bead Festival  
 Contact:  
 www.nicolecampanella.com  
 or http://beaduniqueu.com/  
 classes/class.php?  
 class=83&ret=sonoma.php

**August 27**  
**Diane Calderwood**  
 Gourd Neck Pouch  
 10:00 am - 4:00 pm  
 Piecemakers Country Store  
 714-641-3112  
*Made from half of a mini-  
 gourd we will use a Kitska  
 Tool to create wax relief*

**September 9**  
**Diane Calderwood**

Gourd Gear  
 10:00 am - 1:00 pm  
 Piecemakers Country Store  
 714-641-3112  
 This is a hands-on power tool  
 class including table and jig  
 saws, drills and rotary tools,  
 sanders and wood burners

**September 23**  
**Diane Calderwood**

Seagrass on Gourds  
 10:00 am -4:00 pm  
 Piecemakers Country Store  
 714-641-3112  
 Beautiful, fragrant seagrass  
 coiled around a gourd rim  
 using several basketry  
 techniques.

Wouldn't you like to see your  
 class listed in the Golden Gourd?  
 Class Announcements are  
**free** to all **CGS members**  
 and are included in the  
 newsletter on a first sub-  
 mit and space  
 available basis. Please  
 email class schedules to:  
 newsletter@calgourd.com  
**Include:** name of class,  
 instructor, day, date time,  
 location, price and contact  
 information.

**Attention teachers!**  
 CGS would like to add your  
 teachers' contact information  
 on our website. We are most  
 especially interested in teach-  
 ers willing to travel but also  
 those willing to teach so that  
 festival organizers, gourd  
 patches and interested insti-  
 tutes can contact them.  
 Please send relevant informa-  
 tion, i.e. Name, contact infor-  
 mation, general location and  
 classes taught along with a  
 digital photo of yourself (if  
 you wish) to Lisa Toth, VP  
 communications.

FOR THE MOST CURRENT  
 CLASS LISTINGS AND FOR  
 THE TRAVELING  
 TEACHER'S LISTING  
 CHECK  
 OUR WEBSITE AT:  
**www.calgourd.com**

## CGS GOURD ART COMPETITION AND CALIFORNIA GOURD FESTIVALS

**SATURDAY & SUNDAY, JUNE 24 & 25, 2006**  
**CALIFORNIA GOURD SOCIETY 10<sup>th</sup> ANNUAL**  
**GOURD ART COMPETITION & EXHIBIT**  
**10th Annual International Gourd Art Festival**  
 (Hosted by the Welburn Gourd Farm in De Luz Canyon, CA)

Do not miss this wonderful opportunity to be a CGS volunteer and make **GREAT NEW FRIENDS** and **SPREAD THE GOURD GLOW!**

Join fellow "CGS members" and "CGS Patches"!

**Come share in the fun!**

If you have not signed up already **STOP** by the CGS Booth to find out how you can help!

There is lots of choices. You can do demonstrations, monitor the exhibit, sit in the CGS info/sales booth, sell memberships, assist festival visitors in the Craft Coral and children's booth and finally your help would be really appreciated in setting up and taking down all the areas in which we participate.

**Deadline for Competition Entries:**

**Personal deliveries no later than Thursday,  
 June 22 at 4:00 pm**  
**LATE ENTRIES WILL NOT BE JUDGED!**

### Folsom's Pre-Festival Gourd Art Classes

Coordinated by Cindy Lee and Patty Brown

There's something for everyone this year at Folsom's annual Gourd Class Event. Held on the Thursday and Friday prior to the Folsom Gourd Art Festival in September, our classes are designed to encompass all skill levels from the beginning crafter to the seasoned artist. We are featuring some of the very finest gourd art instructors and an offering of 30 different classes.

This year we are happy to welcome Angela Briggs for the first time. Dar Beck will be back with her wonderful silk dye and photo transfer techniques. Kathy Riker will be offering 2 fantastic all day classes. Larry McClelland, Kristy Dial, Dynva Todd and Betty Finch are just a few of the many fine instructors coming to share a wealth of gourd art techniques.

Classes will be held under the tents and open barns of Zittel Gourd Farms, 6781 Oak Ave.; Folsom, CA, on Thursday, September 21<sup>st</sup> and Friday, September 22<sup>nd</sup>. Morning sessions are from 9AM to 12 Noon and afternoon sessions are from 2 PM to 5 PM. Some classes are very comprehensive and will run all day through both sessions. Thanks to Zittel's generosity, all gourds will be provided and we've been able to keep session costs at a very reasonable \$50.00 each in addition to any materials fee to be paid to your instructor. Please visit our website at [www.folsomgourdarts.com](http://www.folsomgourdarts.com) for pictures, descriptions and sign-up information. Classes will be open for registration on June 1<sup>st</sup>. Payment is due at the time of registration and classes will fill on a first come first serve basis, so sign-up early and enjoy 2 days of camaraderie and art with gourds! (Festival information Continued on page 15)

### Folsom Classes

Thursday 9 - Noon	Thursday 2 - 5 PM
SILK DYE & PHOTO TRANSFER TECHNIQUE - Dar Beck	GEMSTONE RIM ON GOURD PENDANT - Dar Beck
DREAMCATCHER - Paula Bonilla-Valdez	GOURD FINISHES - Jeanne Chapman
GOURD GARLIC SAVER - Jeanne Chapman	METAL INLAY— Kristy Dial
WATER SOLUBLE DYE TECHNIQUES - Lorraine Clifford	**MINI-GOURD DRUM NECKLACE - Pat Estes (2nd Half)
GOURD CARVING WITH POWER TOOL - Kristy Dial	CHARMING ORNAMENTAL TEAPOT USING PAPERCLAY - Betty Finch
**MINI-GOURD DRUM NECKLACE - Pat Estes (1st Half)	BEADED & WOVEN GOURD NECKLACE - Gail Kalt
BEADED GOURD BOWL - Gail Kalt	CHALICE STYLE GOURD & PINE NEEDLE BASKET - Linda Pietz
BEADED GOURD & PINE NEEDLE BASKET - Linda Pietz	**WILD AND CRAZY PAINT/COIL - Betsy Roberts (2nd Half)
**SPIRIT DOLL - Kathy Riker (1st Half)	TACKED DRUM - Kemper Stone
**WILD AND CRAZY PAINT/COIL - Betsy Roberts (1st Half)	** SPIRIT DOLL - Kathy Riker (2nd Half)
U GOUGE CARVING ON GOURDS - Kemper Stone	WOODBURNED & VIBRANT COLOR DESIGN - Charlotte Vincent
GOURD MASKS MADE SIMPLE - Dynva Todd	BEADED GOURD DOLL - Jill Walker

Friday 9 - Noon	Friday 2 - 5 PM
**METAL EMBELLISHED GOURD PURSE - Roberta Altshuler (1st Half)	**METAL EMBELLISHED GOURD PURSE - Roberta Altshuler (2nd Half)
SILK DYE & PHOTO TRANSFER TECHNIQUE— Dar Beck	GEMSTONE RIM ON GOURD PENDANT— Dar Beck
KHATITI JUJU POUCH - Angela Briggs	DREAMCATCHER - Paula Bonilla-Valdez
GOURD GARLIC SAVER- Jeanne Chapman	GOURD FINISHES - Jeanne Chapman
WATER SOLUBLE DYE TECHNIQUES - Lorraine Clifford	METAL INLAY - Kristy Dial
GOURD CARVING WITH POWER TOOL— Kristy Dial	AFRICAN SHEKERE— Pat Estes
STENCILING & COLOR PENCILS- Pat Estes	BEADED & WOVEN GOURD NECKLACE - Gail Kalt
THE ART OF SHADING WITH A WOODBURNER— Betty Finch	DOT PAINTED GOURD TILE— Larry McClelland
BEADED GOURD BOWL— Gail Kalt	JEWEL TONE PINE NEEDLE COILING— Linda Pietz
SCULPTING FANTASY ANIMALS - Larry McClelland	**FAUX RAKU VESSEL - Kathy Riker (2nd Half)
CHECKERBOARD GOURD & PINE NEEDLE BASKET— Linda Pietz	TRIBAL PEOPLE - Betsy Roberts
**FAUX RAKU VESSEL - Kathy Riker (1st Half)	GOURD MASKS MADE SIMPLE— Dynva Todd
TRIBAL PEOPLE - Betsy Roberts	EGG GOURD ORNAMENT— Charlotte Vincent



P.O. Box 157  
21886 Knights Rd.  
Knights Landing  
CA 95647


**GREG LEISER FARMS**  
**530-735-6677**  
**Quality Hardshell Gourds**  
**22 Varieties**  
**REASONABLE PRICES**

All your regular shaped gourds plus curly dippers, snakes, small & large bananas, hard shell warties & African warties, Zuccas, sub-miniature mix, apples, wings cannonballs, penis shield, basketball, maranka, goose, tobacco box, canteens, torpedo, eggs, crown of thorns, kettles bushel and more.

Check our website for 2007 festival dates.

Visit our website: [www.GourdFarmer.com](http://www.GourdFarmer.com)  
New Email address: [gleiser@afes.com](mailto:gleiser@afes.com)  
Proud member of **AGS, CGS, NMGS and AZGS**

**Welburn Gourd Farm**  
*The largest supplier of quality, organic hardshell gourds, growing over 350,000 gourds per year!*



"I have to say that of all the gourds I've EVER purchased, Welburn gourds are THE nicest, thickest, smoothest, most symmetrical...& did I mention THICKEST? Super gourds!"  
- Cynthia Beiser, Picture Rocks Art, [www.picturerocks.net](http://www.picturerocks.net)

Call Toll Free: 1-877-420-2613  
Get Your FREE Gourd Projects at [www.WelburnGourdFarm.com](http://www.WelburnGourdFarm.com)

CLASSIFIED ADVERTISING

**Proxxon Jigsaw  
Razortip • Hot Tool**


Lifetime Satisfaction - Guaranteed  
**Free Catalog**

Books, Supplies and Tools for Gourd Crafts  
**(800) 544-3373**

926 Gilman Street at 8th  
Berkeley, CA 94710



[www.caning.com](http://www.caning.com)



**GARDENS  
2000**

**O**ur gourds are grown on our own ranch in the Central San Joaquin Valley in California. We have been supplying gourd artists and crafters with quality gourds for several years. All our gourds are grown on our Weedless Garden System.

*Our gourds include:*

- Bushels
- Kettles
- Mexican Bottles
- Indonesian Bottles
- Short Handle Dippers
- Long Handle Dippers
- Mini Nigerian
- Martins
- Apples

**Gary & Pat Clausen**  
8716 E. Toews  
LeGrand, CA 95333  
209-382-0240  
[gourds4u@sbcglobal.net](mailto:gourds4u@sbcglobal.net)  
[www.gardens2000.com](http://www.gardens2000.com)

Please visit our website to preview our gardens:

**Carolina Gourds and Seeds**  
*Visa, MasterCard, Checks, money orders accepted*

**Seeds:** 30 varieties of gourd  
Hand pollinated / protected and seeds grown in field isolation.  
\$2.00 to \$3.00 per pack.

**Gourds:** Thick shelled martins, apples, cannonballs and more.

**Books:** Gourd craft and gourd art books. 46 titles in stock  
Also check for sale items.

**Fiebings Leather dye & bottle holder:** 29 colors in stock-  
Gourd Supplies, Tools, Gourd Craft Videos, Kaleidoscopes and more.

Harry Hurley  
259 Fletcher Ave, Fuquay Varina, NC 27526  
Phone: 919-557-5946 Email: [harryhurley@hotmail.com](mailto:harryhurley@hotmail.com)  
<http://www.carolinagourdsandseeds.com>

[david@turtlefeathers.com](mailto:david@turtlefeathers.com)

**Proxxon Gourd Saw Package**  
The most versatile and reliable gourd saw available.

**Angelus Leather Dyes** All 39 colors!  
\$2.75 3 ounce bottle \$7.00 pint

**Angelus Paints**  
All 62 colors in 1 ounce and 4 ounce bottles.

**turtlefeathers.com**

**Inlace™ Liquid Inlay Material**  
The complete line: Kits, Nuggets, Granules, Stone Flakes, Metallic Dusts, as well as Pearl, Metallic, and Solid Color Dyes.

**Optima Woodburners and Pens**  
Handmade solid body pens!

Gourd Seeds **828.488.8586** Dichroic Glass



## Avalon Farms Sweetgrass *By Brenda Gordon*

This story started when I met Nadine Spier. I was living in the Los Angeles area at the time. A mutual friend set up a pine needle basket class with Nadine at her home. We became friends and later I took a class with her at the Lavender Fields and learned how to coil a lavender basket. About this time I knew my husband would soon be retiring and we would be moving back to my family farm in the Shenandoah Valley of Virginia. I knew I wanted to use the land to grow vegetables and herbs, but I was also interested in some crops that I could grow in an environmentally sound and sustainable way. After seeing the Lavender Fields I knew I wanted to try growing lavender. I was already interested in the Native American traditions, and their uses of sage and sweetgrass. I thought maybe sweetgrass would be something I would also like to try. Nadine mentioned that the Native Americans not only considered sweetgrass a sacred herb, but their basket weavers used it as well. She suggested I grow sweetgrass and make it available to basket weavers.

Through research I read that sweetgrass was becoming endangered. The places in nature where it grew naturally were being destroyed by the sprawling of urban growth.

Through much trial and error I found out how to



grow sweetgrass. Experience is a wonderful teacher! With no mentor to guide me it took a few years for me to arrive at successful crops I am growing today. The variety I sell is called: "Hierochloa Odorata". This species grows in much of North America and Europe.

Some common names for sweetgrass are: Holy Grass (or Mary's Grass), Vanilla Grass, Blujoint, Buffalo Grass and Zebrovka. The grass used in the Charlestown, South Carolina area is actually a sea grass and is more reed-like. "Sweetgrass is difficult to start from seed. Most sweetgrass seed is sterile. Root plugs are the best way to start the plants."

Here are some tips on growing sweetgrass. Depending on where you live, pick a spot that has full sun for states in the North, or partial sun in the South, Midwest, Southwest and Southern Calif. Another important point is to pick an area with good drainage.



Sweetgrass doesn't like to sit in a wet area. It also doesn't like to be completely dry. (This may mean you may have to consider watering in dry periods.) Start by clearing the area you intend to plant. Make sure there are no native grasses or weeds. If you start early, you can clear the weeds, put down black plastic and cook some of the weed seeds with solar energy before planting the sweetgrass. You will find weeding will be a continual process for some years to come. Finding weeds or other grasses in your patch makes it hard to harvest.

Each plug of sweetgrass will spread approximately one square foot in a year's time. Space the plugs a minimum of one to two feet apart. I recommend making rows with 3 feet wide weed-blocking mat. Leave a space of about 8 inches between the rows for the sweetgrass to grow in. You'll be walking on the mat and using it as your pathway (it really helps to keep the weeds down!) This way, when the sweetgrass grows to a height of 18 inches to 3 feet tall, you will be able to rake it onto the weed mat. I found after wind and rain storms, the grass eventually tends to fall over!

Sweetgrass needs to be fertilized at least twice a year. It has an extensive, rather shallow root system that spreads.



I cut the sweetgrass by hand, using a small hand sickle. I then lay it out on screens to dry. Store in a cool, dry, dark place to help maintain the green color. I get 2 cuttings per year, June and Sept.

Sweetgrass loses 70% of its weight when dried. A 12 foot square area will yield approximately one pound of dried grass. So as you can see there is time involved in growing sweetgrass. I think its worth it though for the smell when it's dried. It has a substance called coumarin, which when dried, gives off a vanilla-like scent. This scent will last for many years, giving baskets a wonderful fragrance. Coiled baskets can be made from sweetgrass, as well as applying to rims of gourds. A twisting technique called "cording" can be used to make a type of braid. Braids can also be burned for the scent. I make an incense wand using a combination of the lavender I grow and sweetgrass. It smells wonderful, whether hung in a room, or burned.

I also love gourds and grow them as well as colored broom-corn. The seeds have wonderful colors of reds, blacks, creams and gold colors. They look wonderful coiled onto the tops of gourds.

I am enjoying working on my family farm, and being close to nature. My Avalon Farm has been a true place of renewal, peace and enchantment!

Brenda Gordon  
540-337-4144  
AvalonFarm@highstream.net

## THE CRAZY GOURDER'S CREED

By Darlene Propp

*I want a gourd.*

*I want one of every kind.*

*No, make that several of every kind.*

*I want to grow my own gourds.*

*If they will not grow in my zone or  
are difficult to grow,*

*I want them even more.*

*I am perfectly willing to forego any  
necessities of life*

*such as food for my children in order  
to have them.*

*I recognize my gourdian dependency.*

*I recognize your gourdian dependency.*

*I will willingly aid and abet your  
dependency, as you will mine.*

*This makes us infinitely happy.*

*I want gourd tools and embellishments.*

*I want all the new tools and  
embellishments*

*I see or hear about.*

*All money saved by virtue of  
comparison shopping equals found money  
and therefore it is not counted  
as spending.*

*If everyone else has it, I must have it too.*

*If I have used every gourd that I have  
already grown/purchased,*

*I must immediately have more.*

*If I have not used every gourd that I have  
already grown/purchased,*

*I must immediately have more.*

*(At this point, it is customary to recite  
your Visa number from memory.)*

*I am a happy gourder.*

## For ARTISTS who RUN with the GOURDS

CGS Members Angela Briggs and Betsy Roberts teamed up recently at the LA County Arboretum's Baldwin Bonanza. The Arboretum wished to have gourd artists as a presence in their largest activity of the year. Rumors have it that up to 40,000 people have attended the weekend in years past.

This year the crowds had the opportunity to see Angela and Betsy demonstrating on gourds and to buy exceptional and one of a kind art pieces from their booth. Leigh Adams was demonstrating weaving on a gourd in the Weaver's Garden.

One exciting outcome of the collaboration between Angela and Betsy was THE PING PONG PATCH concept! Betsy's group is in San Diego. Angela is a Part of LA's Inner City Patch. These two mischievous gourders came up with the idea of attending one another's patches in alternating months. One month both groups will meet in San Diego, the next month they'll meet in Los Angeles! What a great sounding plan and a fine demonstration of the creativity of "artists who run with the gourd"

Leigh Adams





**ADVERTISING RATES FOR THE GOLDEN GOURD NEWSLETTER**  
**3" X 3" - \$25 PER ISSUE**  
**New "Business Card Size"**  
**\$15 per issue**  
**DEADLINES**  
**SUMMER... May 28, 2006**  
**FALL... August 28, 2006**  
**WINTER... November 20, 2006**  
**SPRING... February 28, 2007**

To place an ad or for more information contact:  
 Mary Bliss  
 newsletter@calgourd.com  
 (714) 693-1840 (after 11:00 a.m. PST)

**Avalon Farms Sweetgrass**  
**COLORED BROOMCORN, SWEETGRASS, GOURDS AND LAVENDAR FOR SALE:**

Beautiful color of reds, brown, black and cream fresh-harvest Broomcorn and sorghum – beautiful on rims of gourds, coiled or in other craft projects. Dried, fragrant Sweetgrass, 18 –36". Will add a vanilla – like scent to your projects.


Variety of gourds available.  
 For More info please contact:  
 Brenda Gordon  
 540-337-4144  
 AvalonFarm@highstream.net  
 www.avalonfarmsweetgrass.com



[www.doghousegourds.com](http://www.doghousegourds.com)  
*Where Sparky nose gourds*

- Quality hard shell gourds
- Hand Painted gourds
- Pre-cut, craft ready gourds
- Collectable caricatures

Paul & Diane Morrison (916) 203-1567  
 12526 Woods Rd. Fax: (916) 687-6843  
 Wilton, CA 95693 info@doghousegourds.com



*Carla Marie Bratt*  
 Fine Art Gourds  
 Fish Prints • Egg Art  
 209-245-5518  
 www.laughingfishstudios.com

**CLASSIFIED ADVERTISING**

**Recycled Silk Yarn**

Approx. ½ lb. balls \$12.00  
 No dye lot



Jayne Xavier  
 15250 La Rocca Dr.  
 Morgan Hill, CA 95037  
 (408) 779-9550  
 NimbleNeedle@aol.com

*Rancho Poca Linda Enterprises*

DONNA L. HEER  
 P.O. Box 24  
 Shandon, CA 93461  
 (805) 227-4440

Gourds- Artwork- Cattle

Gourd Source for the Central Coast  
 Formerly Pumpkin & Gourd Farm in Paso Robles, CA



(Continued from page 10)

## CALIFORNIA GOURD FESTIVALS

### *The 12th Annual Folsom Gourd and Arts Festival*

FOLSOM, CA The 12th annual Folsom Gourd & Arts Festival will be held at Folsom City Park on September 23-24, 2006. Over 100 artists from Washington to Arizona, and Peru to China, will sell their exquisite art during the 2-day event. Held under the beautiful, mature trees of Folsom City Park, the festival includes demonstrations, entertainment, food... and, of course, gourds!

During both days of the event, well-known artists will demonstrate gourd art techniques including cutting, dying, and embellishing gourds. Zittel's will be on hand with thousands of gourds for sale, and art suppliers will have the latest tools, books, and materials available. Artists wishing to provide demonstrations may contact FolsomGourdFest@aol.com to reserve a place on the Demonstration Booth schedule.

With the new entertainment lineup, there's something for everyone! Be sure to bring your gourd drums so you can play along! Tribal percussionist group Dreamwalker will perform using a collection of gourd instruments, and Sambanda will provide world music from the center of the park. Mamadou & Vanessa will give two performances on Saturday. Mamadou, a native of Mali, West Africa, performs on a unique 6-stringed gourd instrument, the doson'goni (hunter's harp).

Sacramento's Chef Richard Panell and Sacramento Symphony's percussionist Michael Bayard will provide a first-time ever Gourd Cooking Concerto, providing several demonstration segments on Sunday. Though gourds have a reputation for being bitter, dusty, and dry, Chef Panell will be putting gourds in the skillet to prove that gourds have an entire other life. Get ready for 1 - 2 - 3 - and chop-chop-chop! And be sure to grab a sample so you can tell your friends that you actually ATE gourds!

Booths are still available, but space is limited, so be sure to reserve early to get a great location. The deadline for booth applications is August 15th. Reserve before July 15th to avoid a late fee.

There's no charge for RV parking in the adjacent lot, so bring all your gourds and the kitchen sink too! For information and applications, visit the website: [www.folsomgourdfestival.com](http://www.folsomgourdfestival.com) or write to FolsomGourdFest@aol.com.

**Pre Festival Class listed on page 10.**



## CALIFORNIA GOURD SOCIETY MEMBERSHIP APPLICATION

NEW MEMBER \_\_\_\_\_ RENEWAL \_\_\_\_\_  
(SEE BACK PAGE OF THIS FORM FOR EXP DATE)

Name : \_\_\_\_\_

Mailing Address: \_\_\_\_\_

City: \_\_\_\_\_ State: \_\_\_\_\_ Zip: \_\_\_\_\_

Phone: (\_\_\_\_) \_\_\_\_\_

Email: \_\_\_\_\_

PREFERRED METHOD OF NEWSLETTER DELIVERY:  
(Color) EMAIL \_\_\_\_\_ or (B & W) SNAIL MAIL \_\_\_\_\_

**Annual dues: \$15. Please make check payable to  
California Gourd Society (CGS) and mail to:  
**California Gourd Society, c/o Niki Escobedo, 827  
E. Chevy Chase Dr. #2, Glendale, CA 91205****

Pay multiple years at one time and you will still get your coupons and membership card sent to you each year.

Annual membership dues for our national organization, the American Gourd Society, are \$15 and may be paid directly to: AGS Membership Secretary, 317 Maple Ct., Kokomo, MI 46902-3633

### CGS BOARD OF DIRECTORS

#### President

Jill Walker PrezWalker@hotmail.com 831 728-4427

#### VP Membership

Niki Escobedo gourdniki@yahoo.com (818) 244-3705

#### VP Communications; Web mistress

Lisa Toth gourdiva@verizon.net (805) 735-7329

#### VP Programs/Regional Groups

Carol Rookstool crookstool@aol.com (213) 624-1200, X 3023

#### Treasurer

Betty Bluekle betty@taxationpros.com (559) 784-7900

#### Secretary

Lynne Bunt lynnebunt@sbcglobal.net (559) 561-1925

#### Directors at Large

Doug Welburn info@welburngourdfarm.com (760) 728-4271  
Rebecca Cileo luv2ridedi@aol.com (530) 357-4855  
Larry McClelland macgourd@aol.com (310) 549-3294

#### Editor, The Golden Gourd

Mary Bliss editorgoldengourd@yahoo.com (714) 693-1840

### **CGS On-line Gourd Information**

For the most current and latest **CGS** information and gourd happenings go to:  
<http://www.calgourd.com>

For our members that enjoy the on-line community atmosphere and want the latest gourd news and happenings check us out on-line at:

<http://groups.yahoo.com/group/calgourd/>  
Ask questions, share stories, photos and more.

Stop by and put your pin in the **CGS** State Member Map at:

<http://www.frappr.com/cagourdsociety>



**The Golden Gourd  
California Gourd Society  
827 E. Chevy Chase Dr., #2  
Glendale, CA 91205**

### **First Class Mail**

**Dated Material**

**FORWARDING SERVICE REQUESTED**

The CGS and Golden Gourd always looking for gourd information and stories to share with our membership in our newsletter and website. Please send your gourd tutorials, tips, pictures and stories to:  
[editorgoldengourd@yahoo.com](mailto:editorgoldengourd@yahoo.com)

**I personally would like to thank everyone that has contributed to the Golden Gourd Newsletter. Mary Bliss - Editor**

## **CALL FOR ARTISTS**

Calabash, a fundraiser for Food For Thought, Sonoma County AIDS Food Bank, is seeking new artists to donate a work for our highly acclaimed silent auction of fine gourd art. The sixth annual Calabash will be held Sunday Oct. 1, 2006. Artists' commitments by July 30, entries due Sept. 10. Contact Rachel at 707-887-1647 or [foodfairya@aol.com](mailto:foodfairya@aol.com).

*A great event - a great cause*

[www.calabashARTfest.org](http://www.calabashARTfest.org)

### **Living the Gourd Life California Style 2006**

June 21 -23 Pre Festival Classes at the Welburn Gourd Farm—De Luz Canyon, CA

June 24 & 25 The 10th International Gourd Art Festival and **CGS Gourd Art Competition** - Welburn Gourd Farm—De Luz Canyon, CA

August 27th - September 3rd Gourd Camp at Camp Gold, Lair of the Golden Bear, Pinecrest, CA

September 21 & 22 Pre Festival Classes—Zittel's Gourd Farm

September 23 & 24 The 12th Annual Folsom Gourd Festival at Folsom City Park, Folsom, CA

October 7 October Gourd & Pumpkin Festival— Welburn Gourd Farm—De Luz Canyon, CA

### **2007**

May 6 & 7 MWG&B—Weekend in the Gardens— Quail Botanical Gardens— Encinitas, CA