

# THE GOLDEN GOURD

THE NEWSLETTER OF THE CALIFORNIA CHAPTER OF THE AMERICAN GOURD SOCIETY

Volume 7, Issue 4

WINTER 2005

## WHAT IS THE ASILOMAR CHALLENGE? *By LEJGH ADAMS*

### Inside this issue:

President's Message	2
Iron Gourd continued from front cover	3
Trans-Pacific Gourd Pollination	4
Mythological Musings	5
Regional Roundup	6-8
Gourd Classes	9
Regional Roundup continued from pg 8	10
Classified Ads	11
California's Secret	12
Classified Ads	13
CGS Board of Directors	14
CGS Membership application and Mission Statement	15
Youth Scholarships and Living the California Gourd Life	16

What is the Asilomar Challenge? What is a gourd accessory? Let me tell you all about it! At the first Asilomar get together, Carol Rookstool made gourd name tags for every person who attended (how's that for dedication?!). They were little gourds cut out of gourd with the person's name wood burned on. Well, in the first hours, name tags began to be wood burned, inlaid, painted, stained, dyed, etc. Before long, many of them shone with original artwork and spawned the Asilomar Challenge for the next event. The challenge for the following year was .....you guessed it, gourd name tags! The following Asilomar (moved to a biannual calendar) had gourd hats as its Challenge event and the Gourd Parade was born as entrants paraded, conga line style, around the hall. That was too much fun to resist! During the last Asilomar event the Challenge was Gourd Masks and those entries were a sight to behold. Who could ever forget Greg Leiser's gator get-up? Or any of the other magnificent pieces we were in the presence of!!!! It was extraordinary! So this year's Asilomar Challenge is gourd accessories.

What is a gourd accessory? It can be a purse, a pouch, a belt buckle, earrings, necklaces, bracelets or.....ANYTHING else that can be worn ON TOP OF YOUR CLOTHING!!! I'm thinking of epaulettes myself but perhaps shin guards, breast plates, ear muffs or shoe ornaments will prevail! Remember, GOURDS MUST PRE-DOMINATE! What that means is that we want to know it's a gourd when we see it! Are hats still allowed? Sure, why not? Hats are accessories. Shoes are accessories, buttons are accessories. This is a CHALLENGE! Challenges are meant to raise the bar and introduce something new. Be there and JUST DO IT!! And there are a few bunks still available

### What happened to make gourd headlines at the LA County Arboretum last fall?

Jill Walker's first Iron Gourd Competition, that's what! The Iron Gourd Competition, first jokingly proposed by Jill at a CGS Board and Patch Reps meeting last spring, turned out to be an inspired idea! Contestants were given 1 1/2 days under public scrutiny, large canteen gourds and a list of "must use" items and a deadline. The artists were required to do all the work on their pieces at Ayres Hall during the California Gourd Arts Festival in October, 2005. Contestants were allowed to have a sales booth but encouraged to have support with their booth so as to maximize their ability to create art while still having an opportunity to sell their work. Professional artist and art professor Margo Farrin was to judge at the end of the allotted time period. Fascinated visitors watched avidly; friends and fans gathered

Picture Left:: Rebecca Black Winner of the First Iron Gourd Champion

(Continued on page 3)



## PRESIDENT'S MESSAGE

### **Hello gourd friends!**

CGS is off and running with another prosperous gourd year. CGS board members just held a day long meeting and we're all excited about the upcoming opportunities for our membership! Last year's crops are SWEET! and our harvest festivals are just beginning. Many California gourders will be going to the Arizona show in early February. Greg and Mary Leiser's Festival is coming up in May and will be bigger and better than ever as local CGS members pitch in to help support the many jobs that need to be done. Welburn's 10<sup>th</sup> festival and annual CGS competition will be in June affording us all many more opportunities to exhibit our work, enter the competition and see fabulous artistry. The Folsom Show is calling for teachers. Shingletown promises to be more fun than ever and ASILOMAR, legendary gourd college and all around extraordinary event (thanks Lynne Bunt!), looms around the corner! California Gourd Arts Festival at the LA County Arboretum will celebrate its 6<sup>th</sup> year! Finances are good. CGS's membership is climbing, who do you know that would benefit by a gift membership?!! The vendor coupons are a big hit with members and with vendors. A second sheet may soon be added so if you know business that might be interested, contact new publisher Mary Bliss with those hot leads. We all WIN when businesses and CGS members have good relationships.

Our apologies for recent irregularities in the delivery dates of the Golden Gourd. I've talked with many of you personally as you wondered what happened! We'll be getting back on schedule (as published in this newsletter). Some of you have seen the electronic version FULL COLOR newsletter created by Nancy Brunson, very nice! We'll be experimenting more with color and online possibilities as the year progresses and Mary Bliss learns her way around new programs and processes. Please send your submissions, stories, ads and photos at [editorgoldengourd@yahoo.com](mailto:editorgoldengourd@yahoo.com) We want the Golden Gourd to reflect our membership, their thoughts and work. See Deborah Easley's first in a series article in this issue! What else would you like to see? Please let Mary know!

Asilomar has a few spaces still available, an extraordinary value for a seriously fun weekend. The Ashanti Mother will be raffled off there. How many tickets have YOU bought/sold? This piece is truly extraordinary Howard Swerdloff has created a beautiful stand for the babies that compliments the beautiful mother perfectly. Pat Wescott has done an outstanding job of shepherding babies and creating a baby book to go with the Ashanti Family. One board member has offered to buy the piece from the winner.....who can resist that?!!! Artists wishing to contribute to the fundraiser at Asilomar (benefiting CGS) can contact Lynne Bunt. We'll be having a great deal of fun but if you miss it, you can read about it in the GOLDEN GOURD!

Due to unforeseen circumstances, we can not publish a financial statement at this time. Information will be in an upcoming edition as will new interviews, great photos and lots of gourd ideas. Please give us your feedback as you try the new California Blonde cleaning process!

Happy Gourding!

**Leigh Adams**

### THE GOLDEN GOURD

The Golden Gourd is published quarterly by the California Gourd Society, NU Chapter of the American Gourd Society.

**Editor-in-Chief**

Leigh Adams.....[lladams@earthlink.net](mailto:lladams@earthlink.net)

**Regional Round-up**

Barbara McDermott..... [mcdeart@verizon.net](mailto:mcdeart@verizon.net)

**Special Events**

Carol Rookstool .....[crookstool@aol.com](mailto:crookstool@aol.com)

**Web mistress**

Lisa Toth ..... [Gourdiva@verizon.net](mailto:Gourdiva@verizon.net)

**Managing Editor/Graphic Design/Advertising**

Mary Bliss .....[editorgoldengourd@yahoo.com](mailto:editorgoldengourd@yahoo.com)

**NEWSLETTER DEADLINES:**

**Spring .....February 28, 2006**

**Fall ..... ..August 28, 2006**

**Summer .. .....May 28, 2006**

**Winter .... November 20, 2006**

Electronic submissions preferred: [newsletter@calgourd.com](mailto:newsletter@calgourd.com)

Snail mail or questions by phone cheerfully accepted: *Phone: (714)693-1840 (after 11:00 a.m. PST)*

*Mail: California Gourd Society, c/o Mary Bliss, 5765 Via Del Coyote, Yorba Linda, CA 92887*

The editors reserve the right to edit any submissions for content and consistency.

All contents copyright © **California Gourd Society** 1997— 2006.

For permission to reprint excerpts, please contact Leigh Adams at: [lladams@earthlink.net](mailto:lladams@earthlink.net)

(Continued from page 1)

around to cheer on the contestants. Jill Walker and Niki Escobedo, as well as various CGS volunteers, rallied around to provide drinks, good humor, snacks and energy. We wanted everyone to win! While the professional judging was left to Margo Farrin, the public was allowed to buy tickets and to "vote" for their favorite piece by depositing tickets into a receptacle at each artist's station. The ticket not only expressed the purchaser's personal choice, it bought an opportunity to win that artist's piece of finished work! The funds earned from the raffles allowed each contestant to have their entry fee refunded (hope that can ALWAYS happen) and for the first place winner to receive a \$500.00 cash prize. The people's choice winner received a \$200.00 cash prize. So who were the brave entrants? And how did it go?

Well, Kathy Riker, Larry McClelland, Betsy Roberts, Linda Noblitt, Rebecca Black, Angela Briggs and Mike Wong had the courage and fortitude to enter this first Iron Gourd. It was exciting to watch, thrilling to support and delightful to be a part of the structure that made it possible. As the event unfolded over the two days of the festival, the most frequently asked question was, "Will you do this again?!" Observers and participants alike learned from one another and the process. Participants comments? "Count me in for next year" "I had a great time and loved what we did, my friends amazed me with their support" "I had a great time" Ask Mike, Linda, Betsy, Kathy, Rebecca, Angela or Larry the next time you see them at a gourd party or event! And the winner is..... *Rebecca Black!!!* Congratulations! People's Choice winner is *Angela Briggs!!* Congratulations!!! And the real winners are the people who got to observe, enjoy, vote and WIN the seven outstanding pieces of gourd art created by our fabulous artists.

Congratulations to ALL!!! **LEIGH ADAMS**

↓Below L: **Champion** Rebecca Black

↓Below C: Linda Noblitt

↓Below R: Mike Wong



↑ Above: Kathy Riker

↓Below: Betsy Roberts



← Left: Larry McClelland

→Right Angela Briggs (Voted the Peoples Choice )

PHOTOS FOR THIS STORY PROVIDED BY

RUSS CONLEY  
MARY BLISS  
LEIGH ADAMS



## Trans-Pacific Gourd Pollination Continues

by Jill Walker

Betty Finch and I recently continued the gourd culture exchange between the California and American Gourd Societies and the Chinese Gourd Society. We made a visit to China in August of 2005 in order to attend the Gourd Island International Gourd Cultural Festival in Huludao, China. What a treat awaited us! The opening ceremony of the festival was worthy of opening the Summer Olympics with ten or more acts each involving 100 plus dancers, singers and/or musicians. The launch of large, colorful balloons and a bevy of dragon kites floating over the Gourd Island festival grounds preceded opening ceremonies.

Gourds were in evidence everywhere. A long promenade outside the cottage where we stayed was actually an arbor of growing gourds. A walk through the farm/garden area revealed that all gourds and squash were grown on arbors outside as well as in the greenhouses.

The gourd show was a true testament to the outstanding wood burning skills of the Chinese gourd artists. The classic bottle-shaped gourd with the stem intact is the favored gourd for most artists. Classical motifs of animals and Chinese mythological characters are frequent subjects but we are beginning to see some evidence of the "cross-pollination" of subjects and techniques, which has resulted from American influences. Some of the techniques we observed were carving, deeper wood burning to cause relief, cutting and re-assembling pieces, decoupage, and the use of polymer clay. Artists are also experimenting with the use of colored pencils and a variety of paints.

The opportunity to meet with Chinese artists and share their enthusiasm for gourds was very gratifying. We took gourd charts, books, posters, a CD slide show and small examples of gourd work. Excited gourders clustered around our booth to watch the slide show and look at our materials. Since we left all our materials with Mr. Pan Dongbo, presidents of the Gourd Island (Huludao) Gourd Society we hope that many gourders in China will have the opportunity to use them.

Another high point of our 10-day trip was traveling to Tianjin to visit the farm of master gourd molder, Mr. Zhang Cairi. There was obviously a great deal of preparation for our visit. We were treated to demonstrations of all aspects of the gourd molding process. We observed carving of the mold image, pouring of plaster molds, gourds growing in one-piece molds, removal of the mold from mature gourds, wood burning on molded gourds and "jade" knife carving of molded gourds. As if this carefully planned event was not enough Mr. Zhang also presented us each with a beautifully molded and wood burned cricket cage, which we will treasure for years to come.

China is an amazing country in the throes of vast modernization efforts. We had many new and interesting cultural encounters as we traveled about but we were comforted to find that gourders are the same the world over. Even though we spoke not one word of Chinese, we communicated in "gourdese" and felt an instant affinity with our Asian counterparts. We look forward to continuing the cultivation of trans-Pacific gourd pollination and will long cherish our new Chinese gourd friends who made our trip so memorable.



←Left: Gourd doll by a Chinese artist (the head/hair is made of a rope tied mini-gourd).  
→Right: Jill Walker and Chinese artist and her work  
↓Below: Betty Finch & Mr. Zhang Cairi inspect a gourd growing in a mold.



**Want to learn how to grow a gourd using a mold?** If you do you won't want to miss the talk being given by Betty Finch and Leigh Adams "Gourd Molding". **Where you ask?** At the Fourth Annual Spring Gourd Art Festival and Gourd Sale at the Greg Leiser Farms. **When?** May 13th and 14th. For times and complete festival activities please check the Leiser website at: [www.gourdfarmer.com](http://www.gourdfarmer.com)

## MYTHOLOGICAL MUSINGS BY DEBORAH EASLEY

*"I saw my first gourd, and I was hooked!"*  
*"Gourds changed my life."*  
*"It's hard not to love a gourd."*

Gourd lovers and gourd artists agree universally with these statements. But why? Why are we so entranced, so magnetized by these unique jewels from the earth that mysteriously burst forth in every corner of our planet.

One version of this journey into the 'why' of the gourd phenomenon oddly begins with our birth, the simultaneous separation from our mother and the Great Mother who metaphorically represents the whole or collective unconscious archetype. Whether healthy or unhealthy separation, we spend the rest of our lives unconsciously trying to reunite with that primary relationship.

The gourd shape represents that very return to the mother. The womb, the cave, the earth, and the void of teeming emptiness from which everything emerges; gourds represent a return to that wholeness we left. The shape triggers a feeling of the unity of all opposites—heaven and earth—above and below, an at-one-ness of psyche/spirit. It reminds us of our inherent need to return, reclaim, and recapture our primordial and original "feminine" from which we have become so estranged. What more perfect symbol to represent this journey than the gourd? Its body is the feminine shape—the gourd *is* the cellular structure of Gaia herself.

The process of a woman differentiating and separating from her mother is often difficult because mother is the *same* as herself. What conflict in co-creating this schism! Perhaps we women (and men) gourd artists are merely acting out our desire to re-merge with the good mother; or in the case of those who have rejected their mothers, perhaps we are trying to heal the wound that split us apart by focusing intently on the gourd.

We cannot speak of gourds without entering the realms of magic and mythology. In the mother-daughter myth of Demeter (Goddess of the Earth) and Persephone (Demeter's daughter and also a younger version of Demeter herself), Persephone is kidnapped by Hades to rule the underworld as his queen. Distraught by this great loss, Demeter begins a long, protracted journey seeking to reunite with her daughter. Zeus, tiring of Demeter's depression, sends Hermes to the underworld to retrieve Persephone. Persephone and Demeter reunite, but only for six months a year. Hades tricked Persephone into eating pomegranate seeds, and so she is compelled to return to the underworld once a year for six months to rule beside Hades. On one level, this is the Greek explanation for the seasons. When Persephone is in Hades, the land is barren; when reunited with mother Demeter, vegetation abounds. But the story goes deeper—as deep as Hermes traveled to rescue Persephone. In this myth, the bridge or link between the divided feminine (one aspect trapped above in the conscious light and one aspect trapped below in the unconscious dark) is the pomegranate. Demeter, the mother and Goddess of the Earth, resides in the light. She is the guardian of the darkness (represented by daughter Persephone) and gardener of the spirit. The pomegranate is the soul of the earth that contains seeds in darkness, which becomes fruit in the light. Always interconnected and interdependent, one cannot exist without the other. Persephone must make her journey from above to below and back again, beyond eternity.

And the original question: Why is the gourd such a compelling shape and form? It is our pomegranate, the archetype of the soul, and a symbol of bringing to consciousness our right to claim our wholeness. The deepest responsibility of the artist, whether sculptor, painter, dancer, or musician is to help us to see this consciousness; to point the way to experience what we've been missing—the self-recognition of the integral Whole.

*Deborah Easley is a dancer, painter, gourd artist and copyeditor living in Crestone, Colorado. Her gourd art is currently on exhibit at Cichon Fine Art Gallery, Taos, NM. She is also featured in Chappelle Publishing's new book Gourd Art; Beyond the Basics. Deborah has been a California Gourd Society member since 1997 and her work can be seen at [www.gourdartgalleries.com](http://www.gourdartgalleries.com).*

Zen Master Dogen wrote "Gourd with its tendrils is entwined with gourd." This means we are all intimately bound up, wound up with each other. Truly inseparable.

## REGIONAL ROUNDUP

*Compiled and edited by Barbara McDermott*

### **Amador County**

*Regional Coordinator: Carol Cherry  
(209 296-6834 or ccanddon@volcano.net or  
Sylvia Nelson—sylvianelson@citlink.net*



### **Antelope Valley Gourd Patch**

*Regional Coordinator: Nancy Brown  
(661) 944-5528 or Nancy\_b93544@yahoo.com*

We meet the 2<sup>nd</sup> Wednesday of each month. We welcome people interested in gourds from the Palmdale, Lancaster, Rosamond Littlerock, Pearblossom, Llano and Lake Los Angeles areas. So anyone interested in joining us please give me a call at 661-944-5528.

### **Bakersfield/Kern County Gourd Patch**

*Regional Co-Coordinators: Melanie Ansolabehere,  
(661) 836-2501 or littlefeather3@aol.com  
Alice Hengst, (559) 949-8651 or moondust@savy2K.net  
Carol Walter, (661) 588-8398 or  
glwalter@earthlink.net*

The Kern County/Bakersfield Patch meets on the third Wednesday of each month from 7 p.m. to 9 p.m. at Beverly's Craft Shop, 2819 F. Street, Bakersfield. Kern County Gourd Patch Bakersfield We always have an "opportunity" table at our meetings you never know what you can win there. We have lots of laughs and lots of fun at our meetings so anyone interested in gourds is very welcome at our meetings.

### **El Dorado County Foothill Gourders**

*Regional Coordinator: Carolee Jones  
(916) 988-7971 or sahtaitwo@earthlink.net*

The Foothill Gourders meet on the first Thursday of each month at the El Dorado County Agricultural Commission's Cooperative Extension Building at 311 Fair Lane in Placerville. The business meeting begins at 9:30 a.m. until 10:00 a.m. and followed by the educational meeting until noon. In February, our first challenge of the year will have a Valentine theme, and the Caning Shop will be our March field trip destination. We all look forward to new discoveries at the store then after lunch, a few side trips along the way home.

### **Fallbrook Gourd Patch**

*Regional Coordinator: Barbara McDermott  
(760) 746-3913 or mcdeart@verizon.net*

The Fallbrook Area Gourd Patch meets every other month, on the second Saturday, at a Member's

home, library or gourd farm. On the alternate months we conduct gourd classes, participate in gourd shows, festivals or other gourd related activities. The Christmas Party Meeting was held at the lovely home of Jewell Nagel in Valley Center.

The New Year finds the group planning for the "5<sup>th</sup> Annual Gourd Pizzazz Show," which will be held February 27 through March 27, 2006 at the Artisan's Gallery, 121 W. Grand Ave. Escondido, CA 92025. The show is open to all Fallbrook Patch and California Gourd Society Members. Please contact Barbara (at above) for an application or further information

### **Folsom /Sacramento Patch - Z-Gourd Miners**

*Regional Coordinator: Ann Mitchell,  
Founder and President*

*(530) 367-4830 or GourdMinerMama@cs.com*

The Folsom-Sacramento Patch of CGS, "Z" Gourd Miners," meets the second Saturday of each month from 10AM to 2PM at Zittel Farms in Folsom (corner of Oak Avenue and Folsom/Auburn Road). We have a brief social time and then a meeting, which is followed by "Show and Tell." After lunch (brought or purchased at one of several eateries across the street), we work on our projects, getting feedback and help as needed from our fellow gourders. On some days, a class is offered at a much-reduced rate to the club, which provides an optional way for members to gain proficiency in gourd crafting. Our club draws members from the entire Sacramento Area, the Foothills and the Bay Area. Some members drive up to 3 hours to attend our meetings. We have a great group and are very social. We have a newsletter, which is published about every two to three months to keep members up to date on activities. Join us!

### **Kings River Gourd Patch**

*Regional Coordinator: Pat Wescott*

*(559) 897-7470 or wagon4@lightspeed.net*

We have had a very busy fall! All of our regular active members and those we share and borrow from the Tulare/Sequoia patch attended the L.A. Gourd Fair. Some took classes and some just enjoyed the Iron Gourd Competition and the booths.

We have also been involved in fiber arts and the activities that go on there once a month. The fun part of having two different groups in one is that we can share things we learn and then adapt them to gourds. That is just what we did in November when we spent the day doing polymer clay and gourd jewelry.

*(Continued on page 7)*

(Continued from page 6)

Our group has so much fun, and talent, that it is like giving yourself an "artist's shot in the arm" once a month. We share books, latest projects, lunch and great friendship. Patch Meetings coming up Jan. 7, Feb. 4, March 4, April 1 and Asilomar April 15 – 16. Think about joining us as you will not be disappointed. We meet the first Saturday of the month at Pat's house. Contact her (see above) for directions. Happy Gourding and Creating!

### **Los Angeles - Gourd Artisans of Los Angeles (GALA)**

*Regional representative: Larry McClelland  
(310) 549-3294 or macgourd@aol.com*

The GALA patch draws from the greater Los Angeles/Pasadena area. Our meetings are held on the third Wednesday of the month at 7:30 p.m. at San Gabriel Bead Company, 325 E. Live Oak, Arcadia, CA 91006 (626) 447-7753.

Topics for our winter meetings include creating faux stones from polymer clay, led by the incomparable Carolyn Potter, washi paper ornaments using egg or coyote gourds, philodendron sheath weaving on gourds, taught by Cookie Hanson and other yet to be determined subjects.

Some of our members will be going to Arizona in February to participate in the Wuertz/AZGS festival in Casa Grande. Guests are always welcome at the meetings. Some of us arrive early, about 6 p.m. to have dinner at a great Italian restaurant next to the Bead Co.

For more information please call or email Larry.

### **Los Angeles - Inner City Patch Welcome new Regional Coordinator Bea Johnson**

*Regional Coordinator: Bea Jones  
(323) 291-8752 or beapsyche@aol.com*

For more information please call or email Bea or check at: [www.calgourd.com](http://www.calgourd.com) for meeting location and time.

### **Los Angeles West Gourd Patch (L.A.W.)**

*Regional Coordinators: Dr. Judy Bin-Nun, (310) 207-2998 or jbn12401@aol.com*

*Colleen Huff, colleenhuff@charter.net or  
Sheila Goetz, shegoetz@earthlink.net*

Our usual meeting site is at 12401 Wilshire Blvd. Ste. #200 (conference room) at the Selvin and Weiner Law Office, L.A. 90025, the first Wednesday night of each month from 7–9 pm! The November meeting was led by Sheila Goetz who taught us to make lavender wands decorated with small gourds.

Some fabulous hands-on classes we have planned include Sheila & Carol Rookstool teaching Heavy Metal on Gourds in January, Leigh Adams teaching Mini Drum Necklaces in February, making Gourd Greeting Cards with Colleen Huff in March and Sherry Woods teaching Gourd Flower Pillar Candles in April. In May it is Leigh Adams with Stepping Stones for your garden and Niki Escobedo leading us to make Gourd Notebooks in June. We hope to encourage more members to join our creative camaraderie. Join us for these fun events. Call or email one of the coordinators to find out about upcoming meetings.

### **Northern Sierra Gourd Patch**

*Regional Coordinator: Jackie Berg  
(530)675-2577 or ljberg@cwnet.com*

Call Jackie for information on current meeting dates and times.

### **Orange County Gourd Society Patch**

*Regional Coordinator: Susan Sullivan  
(714) 997-4482 eves or susansphn@aol.com*

*Our Website is: [www.orangecountygourdsociety.org](http://www.orangecountygourdsociety.org)*

OCGS wishes to congratulate the organizers and CGS on the wonderful event at the LA Arboretum. Our members found the Gallery, Weaver's Garden and Patch Pavilion fun ways to participate and look forward to repeating next year!

Talk about lucky! Russ Conley won the Traveling Gourd from the 2nd Annual Gourd Gracious Festival in Collinsville, MI. But his luck did not stop there No.... he also won the People's Choice Gourd done by Gourd Artist Angela Briggs in the 1st Iron Gourd competition at CGAF. Susan Sullivan, also got lucky and won Mike Wong's entry in that competition which she now calls the "Aloha Tower."

We would like to say Congratulations to our members Jack Thorp, Mary Pryor, Sylvia Marson and Booker Preston! Each of them had gourds shown in the 9th Annual Orange Open exhibit at the Guggenheim Gallery at Chapman University, Orange; CA. Booker received an Honorable Mention Ribbon.

OCGS is active and growing we look forward to another great year in 2006. We meet the 4th Thursday of each month in Costa Mesa 6:30—9 p.m. Much fun is planned for 2006 ongoing projects include patch gourd tiles and our logo design.

Meeting workshops for February - "Inlace Inlay", April - "Decoupage on Gourds with Handmade Flower and Japanese Papers" and May - "Finger Puppets". Please check our website for possible play days usually on the 3rd Saturday of each month.

You can catch our patch gourding around

(Continued on page 8)

*(Continued from page 7)*

Orange County on March 25<sup>th</sup> – 2<sup>nd</sup> Annual Great Gourd Gathering at the Santa Ana Zoo, Santa Ana, CA. April 22<sup>nd</sup> & 23<sup>rd</sup>, at the Green Scene at the Fullerton Arboretum, Fullerton, CA. May 6<sup>th</sup> at the Santa Ana Zoo, 11 – 2 p.m. Theme Migratory Birds.

New CGS members and guests are welcome from beginners to experts! Come join us.

### ***Pico Rivera/Whittier Patch***

*Regional Coordinator: Carol and Mike Wong (562) 865-1417 or kalola@verizon.net*

For more information please call or email Carol or Mike or check at: [www.calgourd.com](http://www.calgourd.com) for meeting location and time.

### ***San Bernardino Patch***

*Regional Coordinator: Darlene Propp (909) 862-9717 or dragongourd@dslexreme.com*

The San Bernardino Patch meets the second Tuesday of the month at 7:00 p.m. at the home of Valerie Martinell. Call her for directions at (909) 883-3527. We will be making plans for the New Year including special events and field trips. All Gourd enthusiasts in San Bernardino County (or elsewhere!) are welcome to attend and be sure to bring something to show and tell (our favorite part of the meetings). Call/email Valerie or Darlene (see above) for questions.

### ***San Diego – Misti Washington Gourd and Basket Guild***

*Regional Coordinator: Peggy Blessing (858) 292-9219*

*or glassworks2005gourdnews@yahoo.com*

Check our website [www.baskets-gourds.com](http://www.baskets-gourds.com) for current meeting activities.

The San Diego Patch is part of the Misty Washington Gourd and Basket Guild, which meets the first Sunday of each month at Quail Botanical Gardens in Encinitas, 12 to 3:30 p.m. and begins with a pot luck lunch.

Meetings are informal and we encourage members and visitors to bring something to work on, a completed project to show the group, and/or a problem piece that you would like input on. About six times a year, there will be optional mini-workshops (for a nominal fee), lectures or demonstrations at these meetings. Let the parking attendant know you are there for the “Misti Meeting,” and they will waive the entrance fee. The March 5, 2006, should be a powerful meeting with “Booker” Preston, from the Orange County Patch demonstrating gourd power carving. Come join in the fun!

***San Francisco East Bay -East Bay Gourd Patch***  
*Regional Coordinators: Bee Hylinski (925) 552-5977 or beeb723@earthlink.net*  
*KayVan Hoesen (925) 254-0838 or kdvanh@sbcglobal.net*

Our meetings are held in Berkeley and Walnut Creek on the 3<sup>rd</sup> Saturday of each month from 10:00 am to 2:00 pm. For more info and directions, contact Kay Van Hosen (see above). Our 2006 program schedule is exciting, including workshops at most meetings, exhibiting our gourds at Leiser's Festival and planning 2 getaways. In February, Kemper Stone will teach us U-Gouge Carving on gourds in Walnut Creek. In March we will be at the Caning Shop in Berkeley learning Inlace on Gourds from Kathleen MacIntyre and Judie Burge. In April also at the Caning Shop Sheri Novak and Bee Hylinski will instruct us in the art of Couching on Gourds. Please come and join us. We welcome new members to our fun group—beginners to advanced gourders. We have fun and learn a lot. Hope to see you at our next meeting.

### ***San Fernando Valley Gourd Patch***

*Regional Coordinators: Art and Nina Lowy (818) 996-3606 or gourds@mac.com*

Our meetings take place at Mountain Restoration Trust Property, 23075 Mulholland Road, in Calabasas, on the second Tuesday each month from 7:00 to 9:00 pm.

*Please note our February and March meetings will be on the first Tuesday of the month.* Workshops for February washi paper on egg gourds, March turbo carving, April woodburning, May gilding and June paper clay. We offer new members this promise. You will go home with the gourd you worked on. Just bring yourself; we supply the gourds and supplies.

### ***Santa Cruz Gourd Patch***

*Regional Coordinator: Barbara Johnson (831) 440-1540 or greggjohnson@earthlink.net*  
*Kris Mangliers (831) 338-3449 or kmangliers@msn.com*

The Santa Cruz Patch meets every other month. Call Barbara (see above) for current dates, times and ongoing projects of the Patch.

### ***Shasta Tahama Gourd Patch***

*Regional Coordinator: Rebecca Cileo (530) 357-4855 or luv2ridedi@aol.com*

Call for current dates and times or check at: [www.calgourd.com](http://www.calgourd.com) for meeting location and time.

*(Continued on page 10)*



## CLASSES – NEW LISTINGS

<p><b>February 3</b> Nadine Spier Gourd Decorating/Woodburning 10:00 a.m. - 4:00 p.m. Registration contact: Mira Costa College (760) 795-6820 or www.nadinespier.com</p> <p><b>February 11</b> Nadine Spier Gourd Decorating/Woodburning class # 32107 Time: 10:00 a.m. - 3:30 p.m. Call or visit the Irvine Fine Art Center website for complete class detail and cost (949) 724-6880 or www.irvinequickreg.org</p> <p><b>February 11</b> Mary Segreto Dyeing and Finishing Techniques Jasmin Galleries 7863 Herschel Ave., La Jolla, CA 92037 Phone: 858 459 4505</p> <p><b>February 12</b> Kristy Dial Carving 10:00 AM - 3:00 PM An introduction to the basics of carving on a gourd. A gourd and patterns will be provided. Cost: \$55.00 plus \$10 material fee \$10 (Jasmin Galleries 7863 Herschel Ave., La Jolla, CA 92037 858-459-4505</p> <p><b>February 18</b> Kristy Dial Metal Inlay on Gourds 10am-3pm Cost: \$60 plus Materials Fee: \$10 Jasmin Galleries, 7863 Herschel Ave., La Jolla, CA 92037 Ph: (858) 459-4505</p> <p><b>February 18 &amp; February 19</b> Kathy Riker Color &amp; Techniques Blast Classes Rookstool Ranch in Three Rivers Registration: \$55 each day everything included Contact: Carol Rookstool at crookstool@aol.com Choose the one day or the weekend.</p> <p><b>February 18 &amp; February 25</b> Diane Calderwood WOMEN OF THE WORLD 10:00 am - 2:30 pm Piecemakers Country Store Costa Mesa (714) 641-3112 In this two part class we will introduce working with-out patterns, woodburning and carving techniques to create a wonderful ethnic piece of art.</p> <p><b>February 25</b> Nadine Spier Gourd Decorating/Woodburning class# 770309</p>	<p>10:00 a.m. - 4:00 p.m. Call or visit the Vista Adult Ed Center website for complete class detail and cost (760) 758-7122 or www.vistaadultschool.com or www.nadinespier.com</p> <p><b>February 25</b> Jill Walker Gourd Vessel Workshop for Beginning Gourders 10 a.m. - 4 p.m. Learn to select and prepare the gourd, basic wood burning, dyeing, painting and adding embellishments. (Materials &amp; tools provided) Cost: \$55 Gourd Walker Studio, Watsonville, CA gourdwalker@charter.net (831)728-4427</p> <p><b>February 25</b> Toni Best Pine Needle Coiling on Gourd \$50.00. All materials &amp; lunch provided. Contact Toni (627-5430) for details</p> <p><b>March 11</b> Toni Best Pine Needle Coiling Learn how to start a pine needle basket. \$50.00. All materials and lunch provided Contact Toni (627-5430) for details</p> <p><b>March 11</b> Jill Walker Round &amp; Round - Coiling on Gourds 10 a.m. - 4 p.m. Learn the techniques to coil a variety of materials on the rim of a gourd - pine needles, grasses, Danish cord, sisal, etc. Add beaded accents with natural stone or glass beads. (Materials &amp; tools provided.) Cost: \$55.00 Gourd Walker Studio, Watsonville, CA gourdwalker@charter.net (831)728-4427</p> <p><b>March 11</b> Kristy Dial Carving 10:00 AM - 3:00 PM An introduction to the basics of carving on a gourd- Cost: \$55.00 plus \$10 material fee \$10 Jasmin Galleries 7863 Herschel Ave., La Jolla, CA 92037 858-459-4505</p> <p><b>March 12</b> Kristy Dial Metal Inlay on Gourds 10am-3pm Cost: \$60 plus Materials Fee: \$10 Jasmin Galleries, 7863 Herschel Ave., La Jolla, CA 92037 Ph: (858) 459-4505</p>	<p><b>March 19</b> Diane Calderwood GOURD RATTLE 10:00 am - 4:00 pm Piecemakers Country Store Costa Mesa (714) 641-3112 This workshop introduces the student to gourd instruments. Our gourd rattle will be decorated with leather, beads and feathers.</p> <p><b>March 25</b> Jill Walker Simply Irresistible 10 a.m. - 4 p.m. Learn a variety of resist methods that can be used on the gourd surface while exploring designs with an Asian essence. (Materials and tools provided). Cost: \$55.00 Gourd Walker Studio, Watsonville, CA gourdwalker@charter.net (831) 728-4427</p> <p><b>April 8</b> Jill Walker Shake It Up Baby 10 a.m. - 4 p.m. Select a gourd and make it into a shekerie. Learn to weave cords and add beads to customize the design of your instrument. (Materials and tools provided.) \$55.00. Gourd Walker Studio, Watsonville, CA gourdwalker@charter.net (831)728-4427</p> <p><b>April 22</b> Leigh Adams Woodburned Gourd Basket Noon-5:00 p.m. Good for all levels, this functional art project covers, cleaning, cutting, staining, coiling, woodburning and embellishment. San Gabriel Bead Company, Arcadia 626 614-0014 \$45.00 plus materials list</p> <p><b>April 29</b> Diane Calderwood GOURD BASKET 10:00 am - 4:00 pm Piecemakers Country Store, Costa Mesa (714) 641-3112 We will learn to cut a gourd basket and have a chance to complete one of four designs: Southwest, Americana, Fall Leaves or Apples.</p> <p><b>May 30</b> Leigh Adams Mini Gourd Mask 7:00-10:00 p.m. Good for all levels, this mini mask can be a nametag, a place card, a necklace a brooch or even a refrigerator magnet. Fun! San Gabriel Bead Company, Arcadia 626 614-0014 \$35.00 plus materials list</p>
---	---	---

Class Announcements are **free** to all **CGS members** and are included in the newsletter on a first submit and space available basis. Please email class schedules to newsletter@calgourd.com. **Include:** name of class, instructor, day, date time, location, price and contact information.

**FOR THE MOST CURRENT CLASS LISTINGS AND FOR THE TRAVELING TEACHER'S LISTING CHECK OUR WEBSITE AT:**

www.calgourd.com

(Continued from page 8)

### **Silicon Valley-Calabash Club of Silicon Valley**

*Regional Coordinator: Jayne Xavier*

(408) 779-9550 or [Nimbleneedle@aol.com](mailto:Nimbleneedle@aol.com)

Our group meets every other month (Feb, April, June, Aug, Oct, and Dec) at various members' houses, on the second Sunday of the month, from 11 am to 2 pm. We have many members willing to host our meetings that could be in Los Altos, San Jose, Watsonville, or Hollister. On the months we do not meet, we try to have what we call an "In-betweener". This might be a guest artist giving a class, or a member with an unusual technique that we want to learn more about. We welcome anyone interested in gourds to attend our meetings. Contact Jayne for more meeting info (see above).

### **Sonoma Gourd Patch**

*Regional Coordinator: Donna von Edelkrantz*

(707) 778-0580 or [donnavone@comcast.net](mailto:donnavone@comcast.net)

Our meetings are held the last Wednesday of every month from 7:00 until 9:30 p.m. For location information, contact Donna (see above). We invite any gourd, art or craft enthusiast to join our group to share, learn and explore. We will decide on topics or workshops month to month.

### **Tahoe/Truckee/Reno Gourd Patch**

*Regional Coordinator: Gabrielle Bryant (on Leave)*

P. O. Box 1507, Carnelian Bay, CA 96140

(530) 581-3772 or [g-rbryant@sbcglobal.net](mailto:g-rbryant@sbcglobal.net)

### **Tulare Sequoia Patch**

*Regional Coordinators: Toni Best*

(559) 627-5430 or [capineneedles@earthlink.net](mailto:capineneedles@earthlink.net)

*Sue Winters-Brown (559) 561-0608 or*

[suewb@tcoe.org](mailto:suewb@tcoe.org)

Don't miss exciting events coming up in the New Year. February 25, Pine Needle Coiling on Gourds Class taught by Toni Best in Visalia. For more information, contact either Toni or Sue (see above).

### **Vallejo Carquinez Patch**

*Regional Coordinator: Kemper Stone*

(707) 557-0462 or [gourdcamp@yahoo.com](mailto:gourdcamp@yahoo.com)

### **Ventura County- Channel Islands Gourd Society**

*Regional Coordinator: Elsie Cogswell, President*

(805) 491-5846 or [elsiecogs@verison.net](mailto:elsiecogs@verison.net)

*Our website: [www.channelislandsgourdsociety.com](http://www.channelislandsgourdsociety.com)*

Our group meets the third Wednesday of each month from 7-9 p.m. at the Santa Rosa Valley Community Clubhouse, 11701 E. Las Posas Road, Santa

Rosa Valley, CA 93012. Call or email Elsie for directions or questions. Our patch has had a very busy fall season participating in many local festivals. In late October, we had Kathy Riker come to teach 4 classes which were well attended. C Smith is putting together a new gourd project which will be passed around to each member to work on and we are presently selecting a design for club t-shirts. Our events calendar includes a talk on growing gourds, class on rope dolls and making gourd cats with Pearl Reece. We are looking forward to our Annual Gourd Fest April 8. We extend a warm welcome to visitors. If you live or work in Ventura or Santa Barbara counties, come join us!

The Kern County patch (Bakersfield) has created a 2006 gourd calendar. You can see the preview and/or purchase it at:

[www.lulu.com/content/203095](http://www.lulu.com/content/203095)

Click on Preview to see

All proceeds will go to the patch.



Photo: Orange County Patch Coordinator Susan Sullivan, and Lisa Toth VP Communications and web mistress debuting the new *CSG Regional Patch Map* at the Patch Pavilion at CGAF. Photo taken by Russ Conley

### **Second Annual Great Gourd Gathering at the Santa Ana Zoo Santa Ana, CA**

**March 25, 2006 from 10 a.m. – 3:30 p.m.**

Gourd related demos — Gourd fellowship -Nachos & Dessert Bar

Reservations recommended display space and seating is limited cost \$5

RSVP to Susan Sullivan (714) 997-4482 evening's or

email Mary Bliss at: [isbliss@yahoo.com](mailto:isbliss@yahoo.com)

Complete details at: [www.orangecountygourdsociety.org](http://www.orangecountygourdsociety.org)

## Proxxon Jigsaw Razortip • Hot Tool

Lifetime Satisfaction - Guaranteed  
**Free Catalog**

Books, Supplies and Tools for Gourd Crafts  
**(800) 544-3373**



926 Gilman Street at 8th  
Berkeley, CA 94710

**The Caning Shop**

www.caning.com

## Gourdgeous Farm™

*"Your source for quality and assortment."*

**FREE SHIPPING!**

Assorted Miniatures • African Kettle • Penguin  
Banana • Bushel • Goose • Marenska • Bottle  
Corsican • Apple • Curved X-Long Dippers

Visit our website for:  
Dry Gourds • Gourd Seeds • Supplies • Craft Kits • Books

www.gourdgeousfarm.com (914) 721-8996  
1470 12th Street E, Palmetto, Florida 34221

### Carolina Gourd and Seeds

Harry Hurley  
259 Fletcher Ave  
Fuquay Varina, NC 27526

Phone: 919-557-5946  
Email: harryhurley@hotmail.com

http://www.carolinagourdsandseeds.com

**Seeds:** 30 varieties of gourd seeds.  
Hand pollinated / protected and seeds  
grown in field isolation.  
\$2.00—\$3.00 per pack

**Gourds:** Thick shelled martins and apples.  
Wholesale price on martin and apples.

**Books:** Gourd craft and gourd art books. 46 titles in stock  
Also check for sale items.

**Fiebings Leather Dye:** 29 colors in stock

Need an order form? Let us know and we will send you our most recent listing of seeds, gourds, supplies and books.

**Visa, Mastercard, Checks, money orders excepted**

CLASSIFIED ADVERTISING



### Welburn Gourd Farm, Inc.


40635 De Luz Road, Falbrook, CA 92028

A Welburn gourd is the gourd of choice  
for musical instruments, basketry,  
woodburning, staining, painting,  
beading and more.

If you have not yet worked  
with a Welburn gourd,  
now is the time to give it a try.

Phone: (760)728-4271  
Toll Free: (877) 420-2613

www.welburngourdfarm.com  
info@welburngourdfarm.com



## GARDENS 2000

**O**ur gourds are grown on our own ranch in the Central San Joaquin Valley in California. We have been supplying gourd artists and crafters with quality gourds for several years. All our gourds are grown on our Weedless Garden System.

*Our gourds include:*

- Bushels
- Kettles
- Mexican Bottles
- Indonesian Bottles
- Short Handle Dippers
- Long Handle Dippers
- Mini Nigerian
- Martins
- Apples

Please visit our website to preview our gardens:

**Gary & Pat Clausen**  
8716 E. Toews  
LeGrand, CA 95333  
209-382-0240  
gourds4u@sbcglobal.net

www.gardens2000.com

david@turtlefeathers.com

### Proxxon Gourd Saw Package

The most versatile and reliable gourd saw available.

**Angelus Leather Dyes All 39 colors!**  
\$2.75 3 ounce bottle      \$7.00 pint

**Angelus Paints**  
All 62 colors in 1 ounce and 4 ounce bottles.

## turtlefeathers.com

**Inlace™ Liquid Inlay Material**  
The complete line: Kits, Nuggets, Granules,  
Stone Flakes, Metallic Dusts, as well as Pearl,  
Metallic, and Solid Color Dyes.

**Optima Woodburners and Pens**  
Handmade solid body pens!

Gourd Seeds **828.488.8586** Dichroic Glass

## CALIFORNIA'S SECRET BLONDE GOURDS!!!

Have you ever tired of scrubbing and scraping your gourds? Well, try this proven method for delightful results....and yes, it does give a slightly blonde finish! Hydrogen peroxide is used in mild (1 and 2%) solutions for antiseptic purposes. At higher percentages, it is used to clean organic messes such as fouled stock cars, zoo bedding areas and stables or kennels. At even higher percentages, it is used to clean clogged plumbing lines and becomes a Hazmat material. We have found, through extensive experimentation, that hydrogen peroxide cleans the outside and inside of gourds very easily and with a minimum of trouble if you have a good set up. The gourds benefit from the least amount of exposure that will still give you results. The first time you successfully clean 25 Nigerian hard-shell minis in 15 minutes or a 12" bottle gourd, inside and out, in under 10 minutes, you'll be hooked! Please read and follow directions CAREFULLY! Let us know how you like the process and your experiences. And a special THANK YOU to all the people who tested this for us!

**Tools:** Large canning or tamale pot, stove or gas burner (if you want to work outdoors), tongs (barbeque tools are great), colander or draining device, gloves and eye protection.

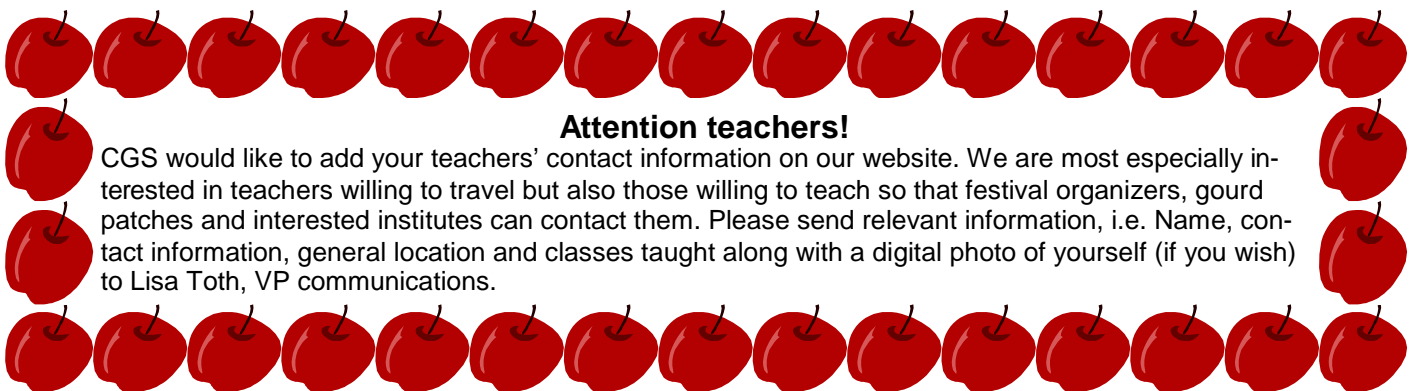
**Materials:** 2 gallons of hydrogen peroxide (eight quarts), a dirty gourd or two, a gourd with the opening cut into it.

Empty the peroxide into the large pot and put on the stove to reduce. Use your kitchen ventilator fan or have good ventilation. As the liquid reduces, be aware that it becomes more caustic and can irritate skin. Use gloves or long handled tools. When the peroxide has reduced from two gallons to two quarts, it is four times stronger than the original concentration. While the liquid is simmering, lower the gourd carefully into the peroxide solution. Hold it down (with a tool) to achieve maximum immersion for at least two minutes, longer if the gourd is heavily moldy or a specialty like a warty or a maranka. All surfaces of the gourd need to be in the liquid. Carefully scrape the surface of the gourd. If the mold releases with NO resistance, remove the gourd, let it drain and rinse it clean. If the surface still clings tenaciously, cook it some more. Do NOT over cook! But, experimentation will bring you excellent results. Perhaps you'll need more fluid and a stronger solution, perhaps more time will do it. Each gourd is different and each gourd artist is different. Let us know what works for you!

Do experiment with cutting open a gourd and shaking out the seeds, putting it into the solution and cleaning the inside at the same time as the outside is cleaned. Be sure to pour the excess liquid back into the pot. It can be strained and used over and over again. When the gourd has cooled, perhaps under the faucet as you wash the loosened mold away, use a large spoon to scrape the interior clean. Mind you, this won't be scraping as you've done it before! The innards of the gourd (if it has simmered long enough) will come out easier than applesauce from a jar.

Enjoy! **Leigh Adams**

- **Protect your eyes**
- **Protect your hands**
- **Avoid breathing the fumes**
- **Experiment**
- **Let us know how it works for you and what you think of the process!**





**Time is running OUT to Register for the California Gourd Society Conference at Asilomar April 14-16, 2006.**


No registrations will be accepted after 2/10/06. Only 20 spaces left and some classes are already full. Classes #102, #104 and #206 are FULL

Cost \$275.00. You can pay by credit card by calling Lynne Bunt @ 559-561-1925

Classes are \$35 each payable with your registration, plus a minimal material charge payable directly to the teacher in the class.

Complete class listing & registration form are at the website and in the previous Fall 2005 issue of the Golden Gourd.

Review of a GREAT NEW PRODUCT!!!! Primitive Originals supplied us with this great sheet of **Pyropaper** so all CGS members could have a chance to try it. If you've never used it before, you have a treat in store for you! This tool is not only easy to use, it makes woodburning something that ANY-ONE can do. Even skilled woodburners often use templates or transfers to help maintain the integrity of their designs. Let us know how you like it! And if you go on line to **PrimitiveOriginals.com**, look for another new product called **GOURD GLOW**. This silicone based product comes in a clever container, applies easily and when dry, can be buffed to a beautiful shine. Our test piece here at Gourd Headquarters turned out magnificently and everyone who saw and handled it is interested in trying the product. Again, once you use it, please let the Golden Gourd staff know how you like this new product!



P.O. Box 157  
21886 Knights Rd.  
Knights Landing  
CA 95645

**GREG LEISER FARMS**  
**(530) 735-6677**  
**Quality Hardshell Gourds 22 Varieties**  
**REASONABLE PRICES**

All your regular shaped gourds plus curly dippers, snakes, small & large bananas, hard shell warties and African warties, Zuccas, sub-miniature mix, apples, wings, cannonballs, penis shield, basketball, maranka, goose, tobacco box, canteens, torpedo, eggs, crown of thorns, kettles, bushel and more.

**FOURTH ANNUAL GOURD ART FESTIVAL AND GOURD SALE**  
**MAY 13 & 14, 2006**

Visit our website: [www.GourdFarmer.com](http://www.GourdFarmer.com)  
New Email address: [gleister@afes.com](mailto:gleister@afes.com)  
Proud member of *AGS, CGS, NMGS and AZGS*

**CLASSIFIED ADVERTISING**



**Foothills Farm**  
and Crafts LLC

**Growers of Championship Gourds**  
11341 Eddyburg Road, Newark OH 43055  
[www.foothillsfarm.com](http://www.foothillsfarm.com) [clark@foothillsfarm.com](mailto:clark@foothillsfarm.com)  
Toll-free phone 877-346-8445 Fax 740-345-7935

**TENS OF THOUSANDS OF DRY GOURDS**  
Apple, Banana, Bushels, Cannonball, Chinese Bottle, Club, Crown of Thorns, Dipper, Egg, Indonesian Bottle, Kettle, Luffa, Lump in Neck, Maranaka, Mexican Bottle, Mini Bottle, Mini Mini Bottle, Miniature & Flat Round Orange, Pear, Penguin, Snake, Spinner, Spoon, Warty, Watermelon and many many more not listed.

Please check our website for top prices and availability.  
We also ship to Canada and Europe.  
We except: Visa, MasterCard and American Express

**SANLADY'S GOURD FARM**  
<http://www.sandlady.com>  
[sandlady@sandlady.com](mailto:sandlady@sandlady.com)

One of the largest gourd growers in the U.S.  
**GREAT SUPPLY OF DURED HARDSHELL GOURDS**  
**SMALL, MEDIUM, LARGE AND HUGE GOURDS SIZES**  
**FROM 6" - 18"**  
Bottle, African Kettle, Kettle, Bushel

**HARDSHELL ORNAMENTS AND DECORATIVE TYPES**  
3' - 5"

Mini bottle, pear shapes, eggs, mini dippers, and bombers round with tip or peak on top.

Call to order. Email or come to the farm. Wholesale buyers welcome.

**8th ANNUAL GOURD ART FEST**  
**AUGUST 27-28, 2006**  
<http://happypages.com/gourdfest/>

Call for your gourds at: 765.498.5428 (EST)  
Helen Thomas, 10295 N 700 W., Tangier, IN 47952

**The Detail Master IV**

is the hot burning tool of choice for gourd artists. The system and its wide variety of pens create fine lines, shadowing, parallel borders, fish scales and more.



Your creativity will blossom, and it makes woodburning fun!

Catalogues available for \$1.00

Ardith Willner  
24 Clubhouse Road (831) 457-0612  
Santa Cruz, CA 95060 [ardithk@aol.com](mailto:ardithk@aol.com)

[www.woodburningpens.com](http://www.woodburningpens.com)



For the most current and latest **CGS** information and gourd happenings go to:  
<http://www.calgourd.com>

For California Gourd Arts Festival go to:  
<http://www.californiagourdartsfestival.org>

For our members that enjoy the on-line community atmosphere and want the latest gourd news and happenings check us out on-line at:  
<http://groups.yahoo.com/group/calgourd/>

Ask questions, share stories, photos and more.

Stop by and put your pin in the **CGS** State Member Map at: <http://www.frappr.com/cagourdsociety>

<b>CGS BOARD OF DIRECTORS</b>		
<b>President</b>		
Leigh Adams	lladams@earthlink.net	(626) 792-3728
<b>VP Membership</b>		
Niki Escobedo	gourdniki@yahoo.com	(818) 244-3705
<b>VP Communications; Web mistress</b>		
Lisa Toth	gourddiva@verizon.net	(805) 735-7329
<b>VP Programs/Regional Groups</b>		
Carol Rookstool	crookstool@aol.com	(213) 624-1200, X 3023
<b>Treasurer</b>		
Betty Bluekle	betty@taxationpros.com	(559) 784-7900
<b>Secretary</b>		
Lynne Bunt	lynnebunt@sbcglobal.net	(559) 561-1925
<b>Directors at Large</b>		
Doug Welburn	info@welburngourdfarm.com	(760) 728-4271
Rebecca Cileo	luv2ridedi@aol.com	(530) 357-4855
Larry McClelland	macgourd@aol.com	(310) 549-3294
<b>Editor, The Golden Gourd</b>		
Mary Bliss	editorgoldengourd@yahoo.com	(714) 693-1840

Coming in the next issue of the Golden Gourd Complete Competition Rules and Categories for the **CALIFORNIA GOURD SOCIETY 10th Annual Gourd Art Competition and Exhibit**

You must be a CGS member to participate in the competition. Check the website frequently for updates and the earliest possible viewing of the categories.

**Hey Gourd Fans: What are your favorite sayings, with and without gourds in them? We want them! We'd also like your favorite gourd words, i.e. Juicy! Stained Thick Gourgeous Polished Sanded.....**

**MESSAGE IN A BOTTLE UPDATE**

This year we will be shipping our messages to Nellis AFB, in Nevada the address is:  
 TSGT Meril Monteagudo  
 4311 N. Washington Blvd.  
 Nellis AFB, NV 89191-7073

For more information visit the web page at:  
[www.mojavedrums.com/messageinabottle.htm](http://www.mojavedrums.com/messageinabottle.htm)

**CLASSIFIED ADVERTISING**



**MOJAVE GOURD FARM**  
 GROWERS OF FINE QUALITY  
 HARD – SHELL GOURDS  
 SINCE 1998

*Mojave Gourd Farm*  
 Newberry Springs, California

42525 Silver Valley Rd., Newberry Springs, CA 92365

**GOURDS**  
 Bottle – Bird House  
 Bushel Basket – Rattle  
 Penguin – Dipper Long handle dipper gourds  
 Snake and club gourd Plus much more!

**CLASSES – SUPPLIES – TOOLS**

[www.mojavefarm.com](http://www.mojavefarm.com)  
[info@mojavefarm.com](mailto:info@mojavefarm.com)  
 Tel: 760.257.3139 Fax: 760.257.0072



**Avalon Farms Sweetgrass**

**COLORED BROOMCORN, SWEETGRASS, GOURDS AND LAVENDAR FOR SALE:**

Beautiful color of reds, brown, black and cream fresh-harvest Broomcorn and sorghum – beautiful on rims of gourds, coiled or in other craft projects. Dried, fragrant Sweetgrass, 18 –36". Will add a vanilla – like scent to your projects.

Variety of gourds available.  
 For More info please contact:  
 Brenda Gordon  
 540-337-4144

[AvalonFarm@hihstream.net](mailto:AvalonFarm@hihstream.net)  
[www.avalonfarmsweetgrass.com](http://www.avalonfarmsweetgrass.com)



## CALIFORNIA GOURD SOCIETY MEMBERSHIP APPLICATION

NEW MEMBER \_\_\_\_\_ RENEWAL \_\_\_\_\_  
(SEE BACK OF THIS FORM FOR EXP DATE)

Name : \_\_\_\_\_

Mailing Address: \_\_\_\_\_

City: \_\_\_\_\_ State: \_\_\_\_\_ Zip: \_\_\_\_\_

Phone: (\_\_\_\_\_) \_\_\_\_\_

Email: \_\_\_\_\_

PREFERRED METHOD OF NEWSLETTER DELIVERY:  
(Color) EMAIL \_\_\_\_\_ or (B & W) SNAIL MAIL \_\_\_\_\_

**Annual dues: \$15. Please make check payable to  
California Gourd Society (CGS) and mail to:  
California Gourd Society, c/o Niki Escobedo, 827  
E. Chevy Chase Dr. #2, Glendale, CA 91205**

Pay multiple years at one time and you will still get your coupons and membership card sent to you each year.

Annual membership dues for our national organization, the American Gourd Society, are \$15 and may be paid directly to: AGS Membership Secretary, 317 Maple Ct., Kokomo, MI 46902-3633

### Handvoh (*baked vegetable dish*)

#### Ingredients

- 1 cup Rice flour
- 1 cup Yellow moong dal flour
- 1 medium Bottle gourd
- 2 medium Carrots
- 2 tablespoons Corn kernels
- 3 tablespoons Chopped coriander leaves
- 3-4 green chillies
- 3 cups Butter milk
- 3/4 teaspoon Soda bi-carb
- 1 teaspoon Urad dal
- 1 teaspoon Bengal gram dal
- 1/2 teaspoon Cumin seeds
- 1/2 teaspoon Mustard seeds
- 2 tablespoons Oil
- Salt (As per taste)

Grate the carrots and bottle gourd. Boil the corn.

Mix the flours, soda bicarbonate, salt and buttermilk in a large vessel. Keep aside for 5-6 hours to ferment.

Add the grated bottle gourd, carrots, corn, coriander leaves and green chillies and salt as per taste.

Heat oil in a small pan, add the cumin seeds, mustard seeds, urad dal and chana dal.

Fry till the seeds start spluttering. Add this seasoning into the batter. Mix well.

Pour the batter into a greased oven-proof dish and bake in a pre heated oven at 280 C for 10 minutes. Reduce the temperature of the oven to about 180-200 C and bake for another 30 minutes.

Insert a knife or skewer to check whether the handva has cooked. If the knife comes out clean, the handva is cooked.

Serves : 6 - Prep 6 hours—Cook Time : 45 mins.

Link to:

<http://www.foodreference.com/html/fbottlegourd.html>

### ADVERTISING RATES FOR THE GOLDEN GOURD NEWSLETTER

**3" X 3" - \$25 PER ISSUE  
DEADLINES**

**SPRING... February 28, 2006**

**SUMMER... May 28, 2006**

**FALL... August 28, 2006**

**WINTER... November 20, 2006**

To place an ad or for more information contact:

Mary Bliss

[newsletter@calgourd.com](mailto:newsletter@calgourd.com)

(714) 693-1840 (after 11:00 a.m. PST)

**A hearty thank you to Nancy Brunson for a year of CGS's Golden Gourd magazines.**

**Nancy has created our first online newsletter and what a beautiful thing that is to behold. Her legacy will be seen in the color photos in this and future issues. Thank you Nancy for a job well done!**

### MISSION STATEMENT

**To promote the horticulture, crafting and appreciation of the hard-shelled gourds (Lagenaria) by providing charitable and educational activities to members of the society, growers, artists, crafters, business people and the public through community support and education.**



The Golden Gourd  
California Gourd Society  
827 E. Chevy Chase Dr., #2  
Glendale, CA 91205

**Congratulations to the six  
recipients of the Youth  
Educational Scholarships  
awarded at CGAF 2005**

Complete Class Scholarships (class fee \$30 & \$50 plus  
materials fee)

Ruby Karikian - Mini Drum Class

Natalie Inneken - Lamp Gourd

Christy Cunnannana - Dream-  
catcher on Gourd and Gold Leafing  
on Gourds

Sarah Watte - Heavy Metal and  
Twining Philodendron onto Gourds

Devon Hayes - King Palm Basket

Niki Hayes - Wood burning on  
Gourds

**FORWARDING SERVICE REQUESTED**

**Living the Gourd Life  
California Style 2006**

February 27 — March 27 5<sup>th</sup> Annual Gourd Pizzazz  
Show - Artisan's Gallery, Escondido, CA

March 25<sup>th</sup> O.C. Gourd Patch Second Annual Great Gourd  
Gathering at the Santa Ana Zoo - Santa Ana, CA

April 14 - 16 **CGS Conference at Asilomar**—Pacific  
Grove, CA

May 13 & 14 The Fourth Annual Spring Gourd Art Festival  
& Gourd Sale at Leiser's Gourd Farm—Knights  
Landing, CA

June 21 -23 Pre Festival Classes at the Welburn Gourd  
Farm—De Luz Canyon, CA

June 24 & 25 The 10th International Gourd Art Festival  
and **CGS Gourd Art Competition** - Welburn  
Gourd Farm—De Luz Canyon, CA

September 21 & 22 Pre Festival Classes—Zittles Gourd  
Farm

September 23 & 24 The 12th Annual Folsom Gourd  
Festival at Folsom City Park, Folsom, CA

October 21 & 22 The California Gourd Arts Festival at the  
Los Angeles Arboretum - Los Angeles, CA

Check out **Nicole Campanella's** new book!  
**Gourgeous Beaded Gourds**

Beautiful!

Nicole offers CGS members a discount on her  
website so here's your hot tip of the day:

[www.nicolecampanella.com](http://www.nicolecampanella.com)

**OHIO GOURD SOCIETY  
NEW LOCATION - NEW DATE**

The Ohio Gourd show, which for the past 43 years has been held at  
the Morrow County Fairgrounds in Mt. Gilead, Ohio, will have a new  
home beginning in 2006. The executive committee of the Ohio Gourd

Society recently voted to move the show to the  
Darke County Fairgrounds in Greenville, Ohio.

Exhibitors and vendors will find excellent facilities there for the show.

The date has been moved to the last weekend in September with the  
2006 show scheduled for

**September 30 and October 1.**

For more information contact

Ohio Gourd Society, Inc.

P.O. Box 664, Greenville, Ohio 45331

or Gary Clark at 704 345-4864 or email [gary@ohiogourdsociety.org](mailto:gary@ohiogourdsociety.org).

[www.ohiogourdsociety.org](http://www.ohiogourdsociety.org)

Marilyn Sipple